

PASSIVE



iShares Edge S&P 500 Minimum Volatility UCITS ETF

U.S. Dollar (Accumulating)

iShares VI plc

iShares
by BlackRock

June 2024

Performance, Portfolio Breakdowns and Net Assets information as at: 30-Jun-2024. All other data as at 09-Jul-2024.

This document is marketing material. For Investors in the South Africa. Investors should read the KIID/PRIIPs document and prospectus prior to investing, and should refer to the prospectus for the funds full list of risks.

FUND OVERVIEW

The Share Class seeks to track the performance of an index composed of selected large cap U.S. companies that, in the aggregate, have lower volatility characteristics relative to the broader U.S. equity market.

KEY BENEFITS

RISK INDICATOR

Lower Risk

Potentially Lower Rewards

Higher Risk

Potentially Higher Rewards



CAPITAL AT RISK: The value of investments and the income from them can fall as well as rise and are not guaranteed. Investors may not get back the amount originally invested.

KEY RISKS:

- The value of equities and equity-related securities can be affected by daily stock market movements. Other influential factors include political, economic news, company earnings and significant corporate events.
- Index Methodology Risk: Although the benchmark index aims to seek exposure to securities with low volatility characteristics from within the Parent Index, there is no guarantee that this objective will be achieved.
- Volatility risk: The Fund tracks an index comprising securities with lower volatility historically. "Minimum volatility" in the Fund's name refers to its underlying index exposure and not to its trading price. There is no guarantee that the trading price of its shares on exchanges will have low volatility
- Counterparty Risk: The insolvency of any institutions providing services such as safekeeping of assets or acting as counterparty to derivatives or other instruments, may expose the Share Class to financial loss.

PRODUCT INFORMATION

ISIN : IE00B6SPMN59

Share Class Launch Date : 30-Nov-2012

Share Class Currency : USD

Total Expense Ratio : 0.20%

Use of Income : Accumulating

Net Assets of Share Class (M) : 1,845.55 USD

KEY FACTS

Asset Class : Equity

Benchmark : S&P 500 Minimum Volatility Index

Fund Launch Date : 30-Nov-2012

Net Assets of Fund (M) : 2,005.78 USD

SFDR Classification : Other

Domicile : Ireland

Methodology : Optimised

Issuing Company : iShares VI plc

Product Structure : Physical

PORTFOLIO CHARACTERISTICS

Price to Book Ratio : 4.03x

Price to Earnings Ratio : 26.27x

3y Beta : 1.00

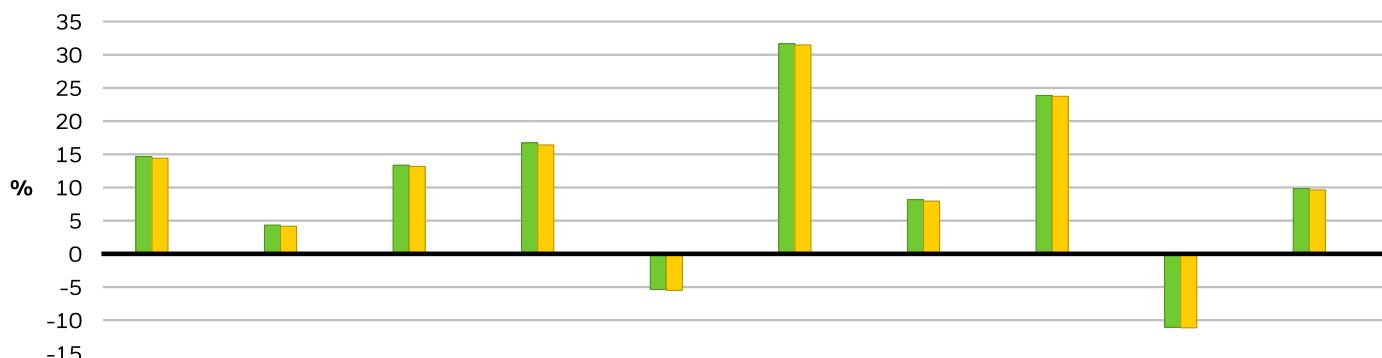
Number of Holdings : 79

iShares Edge S&P 500 Minimum Volatility UCITS ETF

U.S. Dollar (Accumulating)

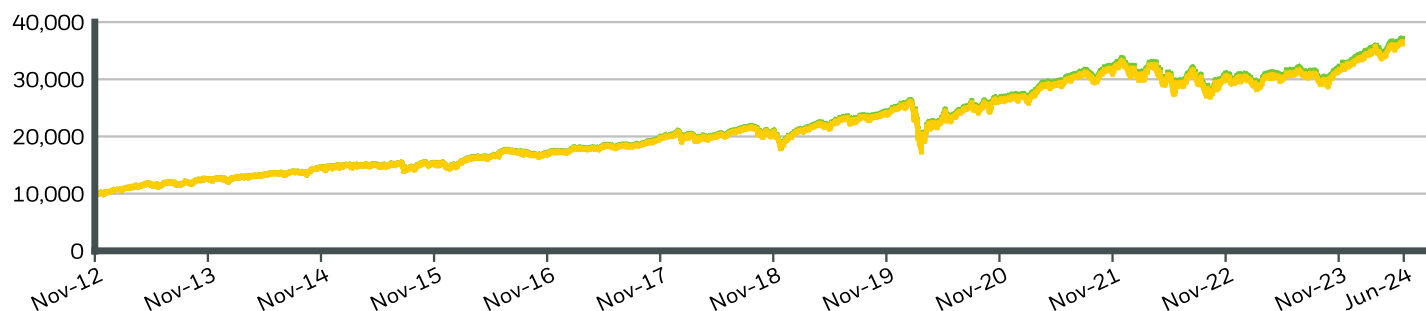
iShares VI plc

CALENDAR YEAR PERFORMANCE



	2014	2015	2016	2017	2018	2019	2020	2021	2022	2023
Share Class	14.66	4.34	13.37	16.73	-5.36	31.66	8.16	23.87	-11.07	9.82
Benchmark	14.41	4.17	13.18	16.41	-5.50	31.48	7.95	23.74	-11.15	9.64

GROWTH OF HYPOTHETICAL 10,000 USD SINCE INCEPTION



CUMULATIVE & ANNUALISED PERFORMANCE

	CUMULATIVE (%)					ANNUALISED (% p.a.)		
	1m	3m	6m	YTD	1y	3y	5y	Since Inception
Share Class	1.67	2.34	11.85	11.85	16.01	7.07	10.02	11.91
Benchmark	1.66	2.32	11.79	11.79	15.85	6.95	9.87	11.73

The figures shown relate to past performance. Past performance is not a reliable indicator of current or future performance and should not be the sole factor of consideration when selecting a product or strategy. Share Class and Benchmark performance displayed in USD, hedged share class benchmark performance is displayed in USD. Performance is shown on a Net Asset Value (NAV) basis, with gross income reinvested where applicable. The return of your investment may increase or decrease as a result of currency fluctuations if your investment is made in a currency other than that used in the past performance calculation. **Source:** BlackRock

■ Share Class iShares Edge S&P 500 Minimum Volatility UCITS ETF U.S. Dollar (Accumulating)
■ Benchmark S&P 500 Minimum Volatility Index

Contact Us

For ZA: +27 (0) 21 4036447 • www.blackrock.com/za • Khoabane.Phoofolo@blackrock.com

iShares Edge S&P 500 Minimum Volatility UCITS ETF

U.S. Dollar (Accumulating)

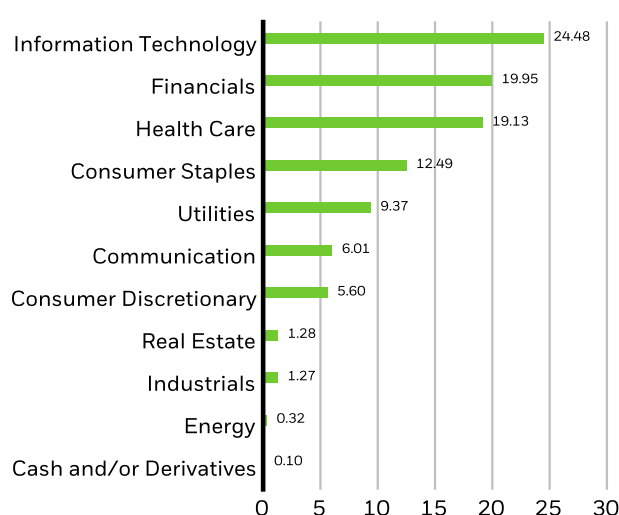
iShares VI plc

TOP HOLDINGS (%)

NEXTERA ENERGY INC	3.66%
NVIDIA CORP	3.55%
AMAZON COM INC	3.20%
MICROSOFT CORP	3.19%
PROGRESSIVE CORP	3.04%
ORACLE CORP	3.02%
MARSH & MCLENNAN INC	2.97%
PROCTER & GAMBLE	2.97%
ELI LILLY	2.89%
BERKSHIRE HATHAWAY INC CLASS B	2.89%
Total of Portfolio	31.38%

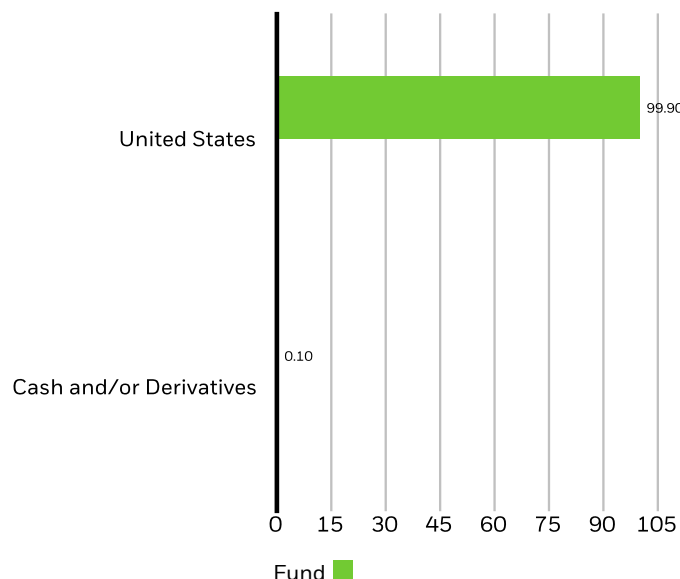
Holdings are subject to change.

SECTOR BREAKDOWN (%)



Allocations are subject to change. **Source:** BlackRock

GEOGRAPHIC BREAKDOWN (%)



Geographic exposure relates principally to the domicile of the issuers of the securities held in the product, added together and then expressed as a percentage of the product's total holdings. However, in some instances it can reflect the location where the issuer of the securities carries out much of their business. Bonds are included in US bond indices when the securities are denominated in U.S. dollars regardless of the domicile of the issuer.

MARKET CAPITALISATION (%)

Exposure breakdowns data is unavailable at this time.

TRADING INFORMATION

Exchange	London Stock Exchange	Bolsa De Valores De Colombia	Deutsche Boerse Xetra
Ticker	SPMV	SPMV	IBCK
Bloomberg Ticker	SPMV LN	SPMV CB	IBCK GY
RIC	SPMVI.L	-	IBCK.DE
SEDOL	B6SPMN5	BN71MT9	BVG2R49
Listing Currency	USD	COP	EUR

This product is also listed on: Bolsa Mexicana De Valores, Borsa Italiana, SIX Swiss Exchange
 Investors trading on exchanges may incur additional charges. Exchange traded funds are listed on an exchange and trade at varying prices throughout the day. This is different from other mutual funds which trade at the net asset value of the fund as at the end of the day. The price of the Fund is published each business day on our website. Temporary suspension of the issue of shares in the Fund may occur in certain circumstances as outlined in the Fund's prospectus which is available on our website.

Contact Us

For ZA: +27 (0) 21 4036447 • www.blackrock.com/za • Khoabane.Phoofolo@blackrock.com

iShares Edge S&P 500 Minimum Volatility UCITS ETF

U.S. Dollar (Accumulating)

iShares VI plc



GLOSSARY

SFDR Classification: Article 8: Products that promote environmental or social characteristics and promote good governance practices.

Article 9: Products that have sustainable investments as an objective and follow good governance practices. **Other:** Products that do not meet the criteria to be classified as Article 8 or 9.

Price to Earnings: A valuation ratio of a company's current share price compared to its per-share earnings in the current forecast year, calculated as current share price divided by current earnings per share.

Price to Book Ratio: represents the ratio of the current closing price of the share to the latest quarter's book value per share.

IMPORTANT INFORMATION:

BlackRock Advisors (UK) Limited, which is authorised and regulated by the Financial Conduct Authority ('FCA'), registered office at 12 Throgmorton Avenue, London, EC2N 2DL, England, Tel +44 (0)20 7743 3000. For your protection, calls are usually recorded. iShares plc, iShares II plc, iShares III plc, iShares IV plc, iShares V plc, iShares VI plc and iShares VII plc (together 'the Companies') are open-ended investment companies with variable capital having segregated liability between their funds organised under the laws of Ireland and authorised by the Central Bank of Ireland.

BlackRock has not considered the suitability of this investment against your individual needs and risk tolerance. The data displayed provides summary information, investment should be made on the basis of the relevant Prospectus which is available from your Broker, Financial Adviser or BlackRock Advisors (UK) Limited. We recommend you seek independent professional advice prior to investing.

Please be advised that BlackRock Investment Management (UK) Limited is an authorised Financial Services provider with the South African Financial Services Conduct Authority, FSP No. 43288. Any research in this document has been procured and may have been acted on by BlackRock for its own purpose. The results of such research are being made available only incidentally. The views expressed do not constitute investment or any other advice and are subject to change. They do not necessarily reflect the views of any company in the BlackRock Group or any part thereof and no assurances are made as to their accuracy. This document is for information purposes only and does not constitute an offer or invitation to anyone to invest in any BlackRock funds and has not been prepared in connection with any such offer.

This document is not, and under no circumstances is to be construed as an advertisement or any other step in furtherance of a public offering of shares in the United States or Canada. This document is not aimed at persons who are resident in the United States, Canada or any province or territory thereof, where the companies/securities are not authorised or registered for distribution and where no prospectus has been filed with any securities commission or regulatory authority. The companies/securities may not be acquired or owned by, or acquired with the assets of, an ERISA Plan.

Investment in the products mentioned in this document may not be suitable for all investors. The price of the investments may go up or down and the investor may not get back the amount invested. Your income is not fixed and may fluctuate. The value of investments involving exposure to foreign currencies can be affected by exchange rate movements. We remind you that the levels and bases of, and reliefs from, taxation can change. In respect of the products mentioned this document is intended for information purposes only and does not constitute investment advice or an offer to sell or a solicitation of an offer to buy the securities described within. This document may not be distributed without authorisation from the manager.

The Index is a product of S&P Dow Jones Indices LLC, a division of S&P Global, or its affiliates ("SPDJI") and has been licensed for use by BlackRock. Standard & Poor's® and S&P® are registered trademarks of Standard & Poor's Financial Services LLC, a division of S&P Global ("S&P"); Dow Jones® is a registered trademark of Dow Jones Trademark Holdings LLC ("Dow Jones"); and these trademarks have been licensed for use by SPDJI and sublicensed for certain purposes by BlackRock. The iShares ETF is not sponsored, endorsed, sold or promoted by SPDJI, Dow Jones, S&P, their respective affiliates, and none of such parties make any representation regarding the advisability of investing in such product(s) nor do they have any liability for any errors, omissions, or interruptions of the Index.

Any research in this document has been procured and may have been acted on by BlackRock for its own purpose. The results of such research are being made available only incidentally. The views expressed do not constitute investment or any other advice and are subject to change. They do not necessarily reflect the views of any company in the BlackRock Group or any part thereof and no assurances are made as to their accuracy.

© 2024 BlackRock, Inc. All Rights reserved. BLACKROCK, BLACKROCK SOLUTIONS and iSHARES are trademarks of BlackRock, Inc. or its subsidiaries in the United States and elsewhere. All other trademarks are those of their respective owners.

Contact Us

For ZA: +27 (0) 21 4036447 • www.blackrock.com/za • Khoabane.Phoofolo@blackrock.com