

PASSIVE



iShares Asia Pacific Dividend UCITS ETF

U.S. Dollar (Distributing)

iShares plc

iShares
by BlackRock

June 2024

Performance, Portfolio Breakdowns and Net Assets information as at: 30-Jun-2024. All other data as at 09-Jul-2024.

This document is marketing material. For Investors in the South Africa. Investors should read the KIID/PRIIPs document and prospectus prior to investing, and should refer to the prospectus for the funds full list of risks.

FUND OVERVIEW

The Fund seeks to track the performance of an index composed of 50 stocks with leading dividend yields selected from eligible Asia Pacific countries.

KEY BENEFITS

1. Direct investment into 50 listed securities from the Asia Pacific region

RISK INDICATOR

Lower Risk

Potentially Lower Rewards

Higher Risk

Potentially Higher Rewards



CAPITAL AT RISK: The value of investments and the income from them can fall as well as rise and are not guaranteed. Investors may not get back the amount originally invested.

KEY RISKS:

- Investment risk is concentrated in specific sectors, countries, currencies or companies. This means the Fund is more sensitive to any localised economic, market, political, sustainability-related or regulatory events.
- The value of equities and equity-related securities can be affected by daily stock market movements. Other influential factors include political, economic news, company earnings and significant corporate events.
- Counterparty Risk: The insolvency of any institutions providing services such as safekeeping of assets or acting as counterparty to derivatives or other instruments, may expose the Share Class to financial loss.

PRODUCT INFORMATION

ISIN : IE00B14X4T88

Share Class Launch Date : 02-Jun-2006

Share Class Currency : USD

Total Expense Ratio : 0.59%

Use of Income : Distributing

Net Assets of Share Class (M) : 403.10 USD

KEY FACTS

Asset Class : Equity

Benchmark : Dow Jones Asia/Pacific Select Dividend 50 Index

Fund Launch Date : 02-Jun-2006

Distribution Frequency : Quarterly

Net Assets of Fund (M) : 403.10 USD

SFDR Classification : Other

Domicile : Ireland

Methodology : Replicated

Issuing Company : iShares plc

Product Structure : Physical

PORTFOLIO CHARACTERISTICS

Trailing 12-month Yield : 5.75%

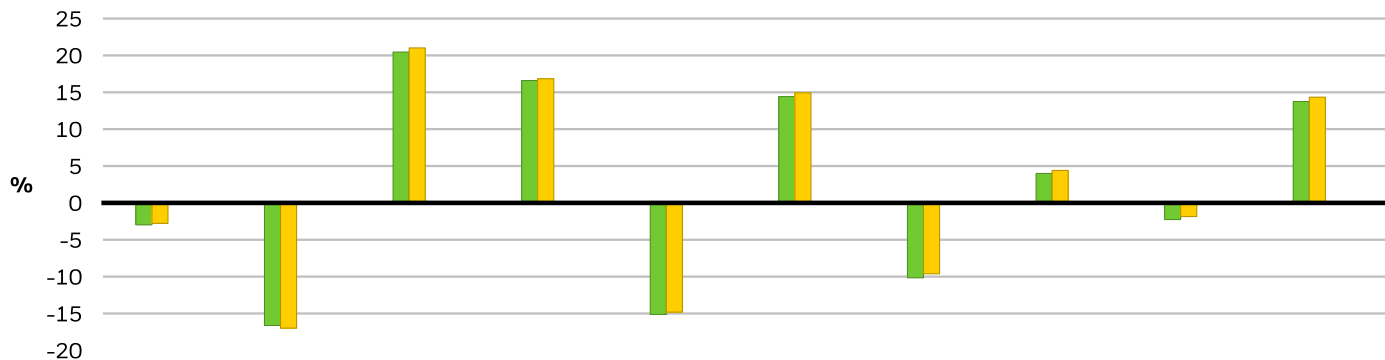
Price to Book Ratio : 0.77x

Price to Earnings Ratio : 9.71x

3y Beta : 1.00

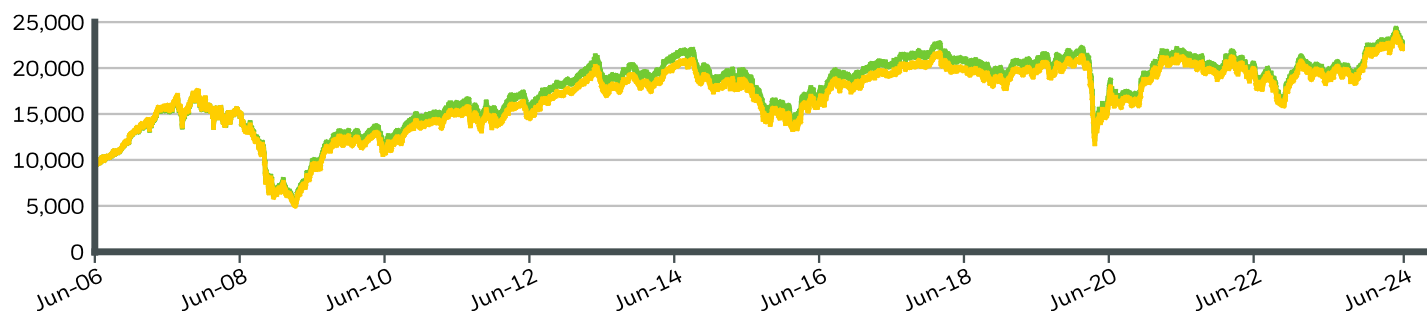
Number of Holdings : 49

CALENDAR YEAR PERFORMANCE



	2014	2015	2016	2017	2018	2019	2020	2021	2022	2023
Share Class	-2.98	-16.62	20.46	16.59	-15.12	14.41	-10.16	4.00	-2.26	13.75
Benchmark	-2.77	-16.98	21.02	16.83	-14.81	14.92	-9.62	4.41	-1.86	14.34

GROWTH OF HYPOTHETICAL 10,000 USD SINCE INCEPTION



CUMULATIVE & ANNUALISED PERFORMANCE

	CUMULATIVE (%)					ANNUALISED (% p.a.)		
	1m	3m	6m	YTD	1y	3y	5y	Since Inception
Share Class	-3.24	-0.75	0.67	0.67	14.77	1.95	1.34	4.61
Benchmark	-3.23	-0.66	0.96	0.96	15.45	2.42	1.85	4.50

The figures shown relate to past performance. Past performance is not a reliable indicator of current or future performance and should not be the sole factor of consideration when selecting a product or strategy. Share Class and Benchmark performance displayed in USD, hedged share class benchmark performance is displayed in USD. Performance is shown on a Net Asset Value (NAV) basis, with gross income reinvested where applicable. The return of your investment may increase or decrease as a result of currency fluctuations if your investment is made in a currency other than that used in the past performance calculation. **Source:** BlackRock

■ Share Class iShares Asia Pacific Dividend UCITS ETF U.S. Dollar (Distributing)
■ Benchmark Dow Jones Asia/Pacific Select Dividend 50 Index

Contact Us

For ZA: +27 (0) 21 4036447 • www.blackrock.com/za • Khoabane.Phoofolo@blackrock.com

iShares Asia Pacific Dividend UCITS ETF

U.S. Dollar (Distributing)

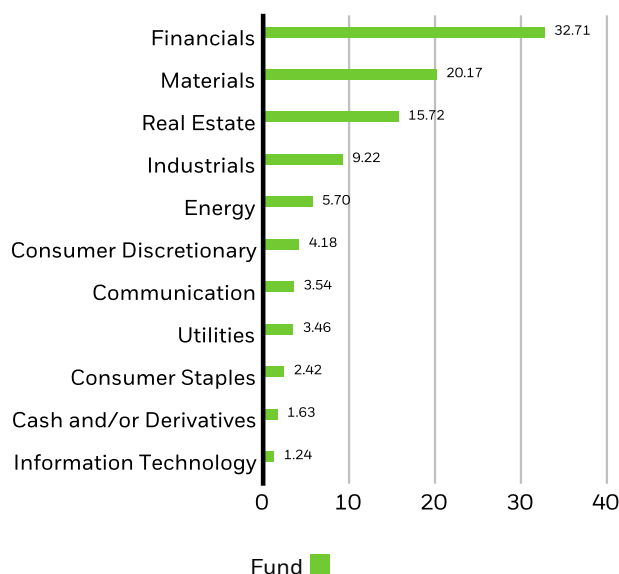
iShares plc

TOP HOLDINGS (%)

BHP GROUP LTD	8.52%
ANZ GROUP HOLDINGS LTD	5.13%
FORTESCUE LTD	4.69%
WESTPAC BANKING CORPORATION CORP	4.53%
OVERSEA-CHINESE BANKING LTD	4.51%
DBS GROUP HOLDINGS LTD	4.46%
UNITED OVERSEAS BANK LTD	4.12%
RIO TINTO LTD	3.85%
SANTOS LTD	3.27%
CK HUTCHISON HOLDINGS LTD	3.24%
Total of Portfolio	46.32%

Holdings are subject to change.

SECTOR BREAKDOWN (%)



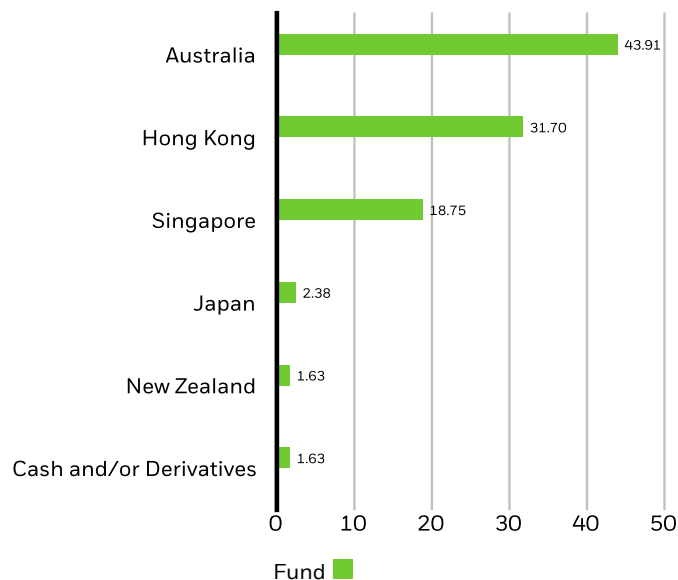
Allocations are subject to change. **Source:** BlackRock

TRADING INFORMATION

Exchange	London Stock Exchange	Euronext Amsterdam	Deutsche Boerse Xetra
Ticker	IAPD	IAPD	IQQX
Bloomberg Ticker	IAPD LN	IAPD NA	IQQX GY
RIC	IAPD.L	IAPD.AS	IQQX.DE
SEDOL	B14X4T8	B18YF94	B1DL5M3
Listing Currency	GBP	EUR	EUR

This product is also listed on: Borsa Italiana, SIX Swiss Exchange. Investors trading on exchanges may incur additional charges. Exchange traded funds are listed on an exchange and trade at varying prices throughout the day. This is different from other mutual funds which trade at the net asset value of the fund as at the end of the day. The price of the Fund is published each business day on our website. Temporary suspension of the issue of shares in the Fund may occur in certain circumstances as outlined in the Fund's prospectus which is available on our website.

GEOGRAPHIC BREAKDOWN (%)



Geographic exposure relates principally to the domicile of the issuers of the securities held in the product, added together and then expressed as a percentage of the product's total holdings. However, in some instances it can reflect the location where the issuer of the securities carries out much of their business. Bonds are included in US bond indices when the securities are denominated in U.S. dollars regardless of the domicile of the issuer.

MARKET CAPITALISATION (%)

Exposure breakdowns data is unavailable at this time.

Contact Us

For ZA: +27 (0) 21 4036447 • www.blackrock.com/za • Khoabane.Phoofolo@blackrock.com

SUSTAINABILITY CHARACTERISTICS

Sustainability Characteristics can help investors integrate non-financial, sustainability considerations into their investment process. These metrics enable investors to evaluate funds based on their environmental, social, and governance (ESG) risks and opportunities. This analysis can provide insight into the effective management and long-term financial prospects of a fund.

The metrics below have been provided for transparency and informational purposes only. The existence of an ESG rating is not indicative of how or whether ESG factors will be integrated into a fund. The metrics are based on MSCI ESG Fund Ratings and, unless otherwise stated in fund documentation and included within a fund's investment objective, do not change a fund's investment objective or constrain the fund's investable universe, and there is no indication that an ESG or Impact focused investment strategy or exclusionary screens will be adopted by a fund. For more information regarding a fund's investment strategy, please see the fund's prospectus.

MSCI ESG % Coverage	100.00%	MSCI ESG Fund Rating (AAA-CCC)	A
MSCI ESG Quality Score - Peer Percentile	68.97%	MSCI ESG Quality Score (0-10)	7.00
Funds in Peer Group	203	Fund Lipper Global Classification	Equity Asia Pacific
MSCI Weighted Average Carbon Intensity % Coverage	98.74%	MSCI Weighted Average Carbon Intensity (Tons CO2E/\$M SALES)	218.73
MSCI Implied Temperature Rise (0-3.0+ °C)	> 3.0° C	MSCI Implied Temperature Rise % Coverage	98.74%

All data is from MSCI ESG Fund Ratings as of **21-Jun-2024**, based on holdings as of **31-May-2024**. As such, the fund's sustainable characteristics may differ from MSCI ESG Fund Ratings from time to time.

To be included in MSCI ESG Fund Ratings, 65% (or 50% for bond funds and money market funds) of the fund's gross weight must come from securities with ESG coverage by MSCI ESG Research (certain cash positions and other asset types deemed not relevant for ESG analysis by MSCI are removed prior to calculating a fund's gross weight; the absolute values of short positions are included but treated as uncovered), the fund's holdings date must be less than one year old, and the fund must have at least ten securities.

IMPORTANT INFORMATION:

Certain information contained herein (the "Information") has been provided by MSCI ESG Research LLC, a RIA under the Investment Advisers Act of 1940, and may include data from its affiliates (including MSCI Inc. and its subsidiaries ("MSCI")), or third party suppliers (each an "Information Provider"), and it may not be reproduced or disseminated in whole or in part without prior written permission. The Information has not been submitted to, nor received approval from, the US SEC or any other regulatory body. The Information may not be used to create any derivative works, or in connection with, nor does it constitute, an offer to buy or sell, or a promotion or recommendation of, any security, financial instrument or product or trading strategy, nor should it be taken as an indication or guarantee of any future performance, analysis, forecast or prediction. Some funds may be based on or linked to MSCI indexes, and MSCI may be compensated based on the fund's assets under management or other measures. MSCI has established an information barrier between equity index research and certain Information. None of the Information in and of itself can be used to determine which securities to buy or sell or when to buy or sell them. The Information is provided "as is" and the user of the Information assumes the entire risk of any use it may make or permit to be made of the Information. Neither MSCI ESG Research nor any Information Party makes any representations or express or implied warranties (which are expressly disclaimed), nor shall they incur liability for any errors or omissions in the Information, or for any damages related thereto. The foregoing shall not exclude or limit any liability that may not by applicable law be excluded or limited.

Contact Us

For ZA: +27 (0) 21 4036447 • www.blackrock.com/za • Khoabane.Phoofolo@blackrock.com

iShares Asia Pacific Dividend UCITS ETF

U.S. Dollar (Distributing)

iShares plc

iShares
by BlackRock

GLOSSARY

SFDR Classification: Article 8: Products that promote environmental or social characteristics and promote good governance practices.

Article 9: Products that have sustainable investments as an objective and follow good governance practices. **Other:** Products that do not meet the criteria to be classified as Article 8 or 9.

Funds in Peer Group: The number of funds from the relevant Lipper Global Classification peer group that are also in ESG coverage.

MSCI ESG Fund Rating (AAA-CCC): The MSCI ESG Rating is calculated as a direct mapping of ESG Quality Scores to letter rating categories (e.g. AAA = 8.6-10). The ESG Ratings range from leader (AAA, AA), average (A, BBB, BB) to laggard (B, CCC).

MSCI Implied Temperature Rise (0-3.0+ °C): Implied Temperature Rise (ITR) is used to provide an indication of alignment to the temperature goal of the Paris Agreement for a company or a portfolio. ITR employs open source 1.55°C decarbonization pathways derived from the Network of Central Banks and Supervisors for Greening the Financial System (NGFS). These pathways can be regional and sector specific and set a net zero target of 2050. We make use of this feature for all GHG scopes. A net zero emissions economy is one that balances emissions and removals. Because the ITR metric is calculated in part by considering the potential for a company within the fund's portfolio to reduce its emissions over time, it is forward looking and prone to limitations. As a result, BlackRock publishes MSCI's ITR metric for its funds in temperature range bands. The bands help to underscore the underlying uncertainty in the calculations and the variability of the metric.

MSCI ESG Quality Score - Peer Percentile: The fund's ESG Percentile compared to its Lipper peer group.

MSCI Weighted Average Carbon Intensity % Coverage: Percentage of the fund's holdings for which MSCI Carbon Intensity data is available. The MSCI Weighted Average Carbon Intensity metric is displayed for funds with any coverage. Funds with low coverage may not fully represent the fund's carbon characteristics given the lack of coverage.

Price to Earnings: A valuation ratio of a company's current share price compared to its per-share earnings in the current forecast year, calculated as current share price divided by current earnings per share.

MSCI ESG % Coverage: Percentage of the fund's holdings for which the MSCI ESG ratings data is available. The MSCI ESG Fund Rating, MSCI ESG Quality Score, and MSCI ESG Quality Score - Peer Percentile metrics are displayed for funds with at least 65% coverage.

Fund Lipper Global Classification: The fund peer group as defined by the Lipper Global Classification.

MSCI Implied Temperature Rise % Coverage: Percentage of the fund's holdings for which MSCI Implied Temperature Rise data is available. The MSCI Implied Temperature Rise metric is displayed for funds with at least 65% coverage.

MSCI ESG Quality Score (0-10): The MSCI ESG Quality Score (0 - 10) for funds is calculated using the weighted average of the ESG scores of fund holdings. The Score also considers ESG Rating trend of holdings and the fund exposure to holdings in the laggard category. MSCI rates underlying holdings according to their exposure to industry specific ESG risks and their ability to manage those risks relative to peers.

MSCI Weighted Average Carbon Intensity (Tons CO2E/\$M SALES): Measures a fund's exposure to carbon intensive companies. This figure represents the estimated greenhouse gas emissions per \$1 million in sales across the fund's holdings. This allows for comparisons between funds of different sizes.

Price to Book Ratio: represents the ratio of the current closing price of the share to the latest quarter's book value per share.

IMPORTANT INFORMATION:

BlackRock Advisors (UK) Limited, which is authorised and regulated by the Financial Conduct Authority ('FCA'), registered office at 12 Throgmorton Avenue, London, EC2N 2DL, England, Tel +44 (0)20 7743 3000. For your protection, calls are usually recorded. iShares plc, iShares II plc, iShares III plc, iShares IV plc, iShares V plc, iShares VI plc and iShares VII plc (together 'the Companies') are open-ended investment companies with variable capital having segregated liability between their funds organised under the laws of Ireland and authorised by the Central Bank of Ireland. BlackRock has not considered the suitability of this investment against your individual needs and risk tolerance. The data displayed provides summary information, investment should be made on the basis of the relevant Prospectus which is available from your Broker, Financial Adviser or BlackRock Advisors (UK) Limited. We recommend you seek independent professional advice prior to investing.

Please be advised that BlackRock Investment Management (UK) Limited is an authorised Financial Services provider with the South African Financial Services Conduct Authority, FSP No. 43288. Any research in this document has been procured and may have been acted on by BlackRock for its own purpose. The results of such research are being made available only incidentally. The views expressed do not constitute investment or any other advice and are subject to change. They do not necessarily reflect the views of any company in the BlackRock Group or any part thereof and no assurances are made as to their accuracy. This document is for information purposes only and does not constitute an offer or invitation to anyone to invest in any BlackRock funds and has not been prepared in connection with any such offer.

This document is not, and under no circumstances is to be construed as an advertisement or any other step in furtherance of a public offering of shares in the United States or Canada. This document is not aimed at persons who are resident in the United States, Canada or any province or territory thereof, where the companies/securities are not authorised or registered for distribution and where no prospectus has been filed with any securities commission or regulatory authority. The companies/securities may not be acquired or owned by, or acquired with the assets of, an ERISA Plan.

Investment in the products mentioned in this document may not be suitable for all investors. The price of the investments may go up or down and the investor may not get back the amount invested. Your income is not fixed and may fluctuate. The value of investments involving exposure to foreign currencies can be affected by exchange rate movements. We remind you that the levels and bases of, and reliefs from, taxation can change. In respect of the products mentioned this document is intended for information purposes only and does not constitute investment advice or an offer to sell or a solicitation of an offer to buy the securities described within. This document may not be distributed without authorisation from the manager.

Any research in this document has been procured and may have been acted on by BlackRock for its own purpose. The results of such research are being made available only incidentally. The views expressed do not constitute investment or any other advice and are subject to change. They do not necessarily reflect the views of any company in the BlackRock Group or any part thereof and no assurances are made as to their accuracy.

© 2024 BlackRock, Inc. All Rights reserved. BLACKROCK, BLACKROCK SOLUTIONS and iSHARES are trademarks of BlackRock, Inc. or its subsidiaries in the United States and elsewhere. All other trademarks are those of their respective owners.

Contact Us

For ZA: +27 (0) 21 4036447 • www.blackrock.com/za • Khoabane.Phoofolo@blackrock.com