

**PASSIVE**

**IGLO**

# iShares Global Govt Bond UCITS ETF

## U.S. Dollar (Distributing)

iShares III plc

**iShares**  
by BlackRock

**May 2024**

**Performance, Portfolio Breakdowns and Net Assets information as at: 31-May-2024. All other data as at 18-Jun-2024.**

**This document is marketing material.** For Investors in the South Africa. Investors should read the KIID/PRIIPs document and prospectus prior to investing, and should refer to the prospectus for the funds full list of risks.

### FUND OVERVIEW

The Fund seeks to track the performance of an index composed of local currency bonds issued by governments of developed countries.

### KEY BENEFITS

### RISK INDICATOR

#### Lower Risk

Potentially Lower Rewards

#### Higher Risk

Potentially Higher Rewards



**CAPITAL AT RISK:** The value of investments and the income from them can fall as well as rise and are not guaranteed. Investors may not get back the amount originally invested.

### KEY RISKS:

- Credit risk, changes to interest rates and/or issuer defaults will have a significant impact on the performance of fixed income securities. Potential or actual credit rating downgrades may increase the level of risk.
- Counterparty Risk: The insolvency of any institutions providing services such as safekeeping of assets or acting as counterparty to derivatives or other instruments, may expose the Share Class to financial loss.
- Credit Risk: The issuer of a financial asset held within the Fund may not pay income or repay capital to the Fund when due.
- Liquidity Risk: Lower liquidity means there are insufficient buyers or sellers to allow the Fund to sell or buy investments readily.

### PRODUCT INFORMATION

**ISIN :** IE00B3F81K65

**Share Class Launch Date :** 06-Mar-2009

**Share Class Currency :** USD

**Total Expense Ratio :** 0.20%

**Use of Income :** Distributing

**Net Assets of Share Class (M) :** 911.88 USD

### KEY FACTS

**Asset Class :** Fixed Income

**Benchmark :** FTSE G7 Government Bond Index

**Fund Launch Date :** 06-Mar-2009

**Distribution Frequency :** Semi-Annual

**Net Assets of Fund (M) :** 2,882.53 USD

**SFDR Classification :** Other

**Domicile :** Ireland

**Methodology :** Sampled

**Issuing Company :** iShares III plc

**Product Structure :** Physical

### PORTFOLIO CHARACTERISTICS

**Effective Duration :** 7.17 yrs

**Average Weighted Maturity :** 9.04 yrs

**Standard Deviation (3y) :** 8.73%

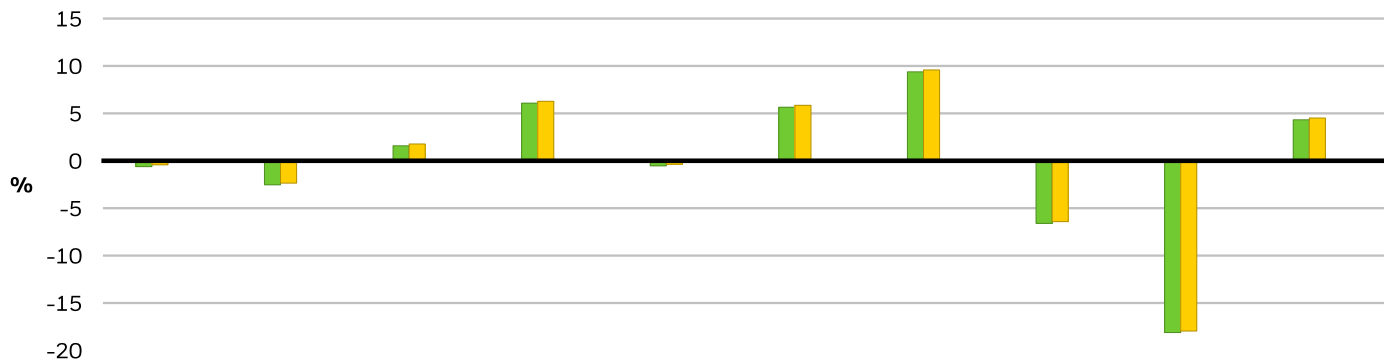
**Yield To Maturity :** 3.86

**Trailing 12-month Yield :** 2.09%

**3y Beta :** 1.00

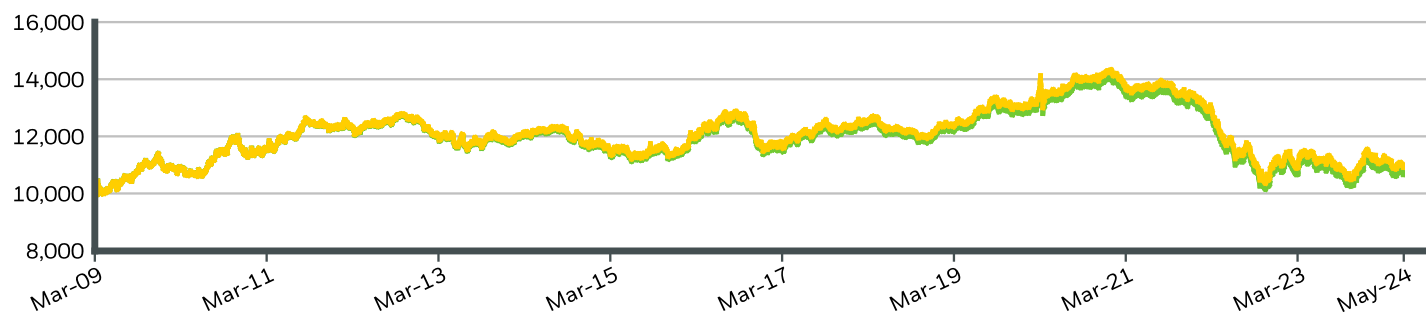
**Number of Holdings :** 850

**CALENDAR YEAR PERFORMANCE**



	2014	2015	2016	2017	2018	2019	2020	2021	2022	2023
<b>Share Class</b>	-0.62	-2.54	1.58	6.08	-0.54	5.65	9.38	-6.60	-18.12	4.32
<b>Benchmark</b>	-0.43	-2.36	1.77	6.27	-0.37	5.85	9.58	-6.42	-17.96	4.51

**GROWTH OF HYPOTHETICAL 10,000 USD SINCE INCEPTION**



**CUMULATIVE & ANNUALISED PERFORMANCE**

	CUMULATIVE (%)					ANNUALISED (% p.a.)		
	1m	3m	6m	YTD	1y	3y	5y	Since Inception
<b>Share Class</b>	1.03	-1.49	-0.41	-4.48	-1.90	-7.46	-3.09	0.46
<b>Benchmark</b>	1.03	-1.45	-0.33	-4.42	-1.75	-7.29	-2.91	0.61

The figures shown relate to past performance. Past performance is not a reliable indicator of current or future performance and should not be the sole factor of consideration when selecting a product or strategy. Share Class and Benchmark performance displayed in USD, hedged share class benchmark performance is displayed in USD. Performance is shown on a Net Asset Value (NAV) basis, with gross income reinvested where applicable. The return of your investment may increase or decrease as a result of currency fluctuations if your investment is made in a currency other than that used in the past performance calculation. **Source:** BlackRock

■ Share Class iShares Global Govt Bond UCITS ETF U.S. Dollar (Distributing)  
■ Benchmark FTSE G7 Government Bond Index

**Contact Us**

For ZA: +27 (0) 21 4036447 • [www.blackrock.com/za](http://www.blackrock.com/za) • [Khoabane.Phoofolo@blackrock.com](mailto:Khoabane.Phoofolo@blackrock.com)

# iShares Global Govt Bond UCITS ETF

## U.S. Dollar (Distributing)

### iShares III plc



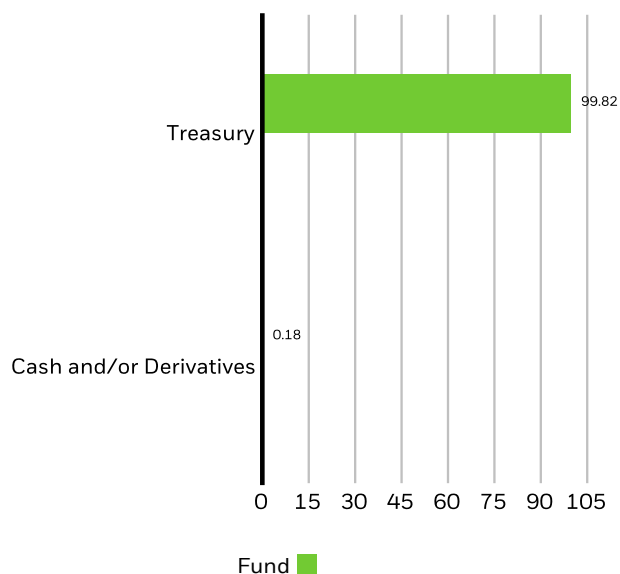
#### TOP ISSUERS

UNITED STATES TREASURY	54.01%
JAPAN (GOVERNMENT OF)	13.17%
FRANCE (REPUBLIC OF)	8.90%
ITALY (REPUBLIC OF)	8.29%
GERMANY (FEDERAL REPUBLIC OF)	7.13%
UK CONV GILT	5.48%
CANADA (GOVERNMENT OF)	2.32%
UNITED KINGDOM OF GREAT BRITAIN AND NORTHERN IRELAND (GOVERNMENT)	0.51%

**Total of Portfolio** **99.81%**

Holdings subject to change

#### SECTOR BREAKDOWN (%)



Allocations are subject to change. Source: BlackRock

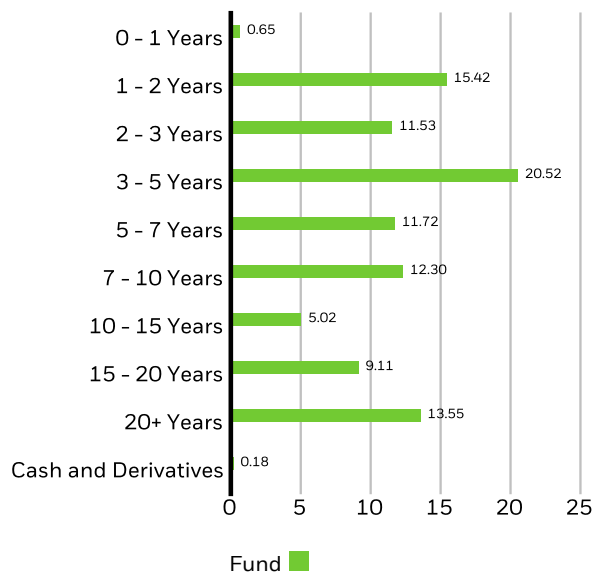
#### TRADING INFORMATION

Exchange	London Stock Exchange	Deutsche Boerse Xetra	London Stock Exchange
Ticker	IGLO	EUN3	SGLO
Bloomberg Ticker	IGLO LN	EUN3 GY	SGLO LN
RIC	IGLO.L	EUN3.DE	SGLO.L
SEDOL	B3F81K6	BVG2QZ3	B3F82G9
Listing Currency	USD	EUR	GBP

This product is also listed on: Bolsa Mexicana De Valores, SIX Swiss Exchange

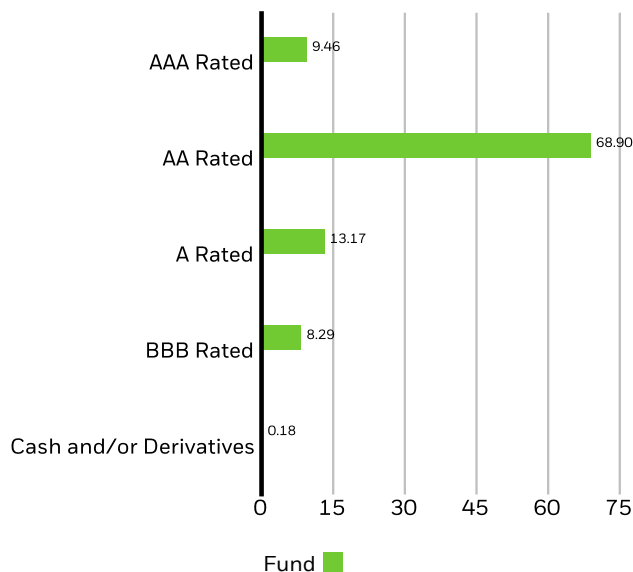
Investors trading on exchanges may incur additional charges. Exchange traded funds are listed on an exchange and trade at varying prices throughout the day. This is different from other mutual funds which trade at the net asset value of the fund as at the end of the day. The price of the Fund is published each business day on our website. Temporary suspension of the issue of shares in the Fund may occur in certain circumstances as outlined in the Fund's prospectus which is available on our website.

#### MATURITY BREAKDOWN (%)



Allocations are subject to change. Source: BlackRock

#### CREDIT RATINGS (%)



Credit quality ratings on underlying securities of the fund are received from S&P, Moody's and Fitch and converted to the equivalent S&P major rating category. This breakdown is provided by BlackRock and takes the median rating of the three agencies when all three agencies rate a security the lower of the two ratings if only two agencies rate a security and one rating if that is all that is provided. Unrated securities do not necessarily indicate low quality. Below investment-grade is represented by a rating of BB and below. Ratings and portfolio credit quality may change over time.

#### Contact Us

For ZA: +27 (0) 21 4036447 • [www.blackrock.com/za](http://www.blackrock.com/za) • [Khoabane.Phoofolo@blackrock.com](mailto:Khoabane.Phoofolo@blackrock.com)

# iShares Global Govt Bond UCITS ETF

## U.S. Dollar (Distributing)

### iShares III plc



#### SUSTAINABILITY CHARACTERISTICS

Sustainability Characteristics can help investors integrate non-financial, sustainability considerations into their investment process. These metrics enable investors to evaluate funds based on their environmental, social, and governance (ESG) risks and opportunities. This analysis can provide insight into the effective management and long-term financial prospects of a fund.

The metrics below have been provided for transparency and informational purposes only. The existence of an ESG rating is not indicative of how or whether ESG factors will be integrated into a fund. The metrics are based on MSCI ESG Fund Ratings and, unless otherwise stated in fund documentation and included within a fund's investment objective, do not change a fund's investment objective or constrain the fund's investable universe, and there is no indication that an ESG or Impact focused investment strategy or exclusionary screens will be adopted by a fund. For more information regarding a fund's investment strategy, please see the fund's prospectus.

<b>MSCI ESG % Coverage</b>	100.00%	<b>MSCI ESG Fund Rating (AAA-CCC)</b>	A
<b>MSCI ESG Quality Score - Peer Percentile</b>	46.07%	<b>MSCI ESG Quality Score (0-10)</b>	6.16
<b>Funds in Peer Group</b>	445	<b>Fund Lipper Global Classification</b>	Bond Global USD
<b>MSCI Weighted Average Carbon Intensity % Coverage</b>	0.00%	<b>MSCI Weighted Average Carbon Intensity (Tons CO2E/\$M SALES)</b>	-

All data is from MSCI ESG Fund Ratings as of **19-May-2024**, based on holdings as of **30-Apr-2024**. As such, the fund's sustainable characteristics may differ from MSCI ESG Fund Ratings from time to time.

To be included in MSCI ESG Fund Ratings, 65% (or 50% for bond funds and money market funds) of the fund's gross weight must come from securities with ESG coverage by MSCI ESG Research (certain cash positions and other asset types deemed not relevant for ESG analysis by MSCI are removed prior to calculating a fund's gross weight; the absolute values of short positions are included but treated as uncovered), the fund's holdings date must be less than one year old, and the fund must have at least ten securities.

#### IMPORTANT INFORMATION:

Certain information contained herein (the "Information") has been provided by MSCI ESG Research LLC, a RIA under the Investment Advisers Act of 1940, and may include data from its affiliates (including MSCI Inc. and its subsidiaries ("MSCI")), or third party suppliers (each an "Information Provider"), and it may not be reproduced or disseminated in whole or in part without prior written permission. The Information has not been submitted to, nor received approval from, the US SEC or any other regulatory body. The Information may not be used to create any derivative works, or in connection with, nor does it constitute, an offer to buy or sell, or a promotion or recommendation of, any security, financial instrument or product or trading strategy, nor should it be taken as an indication or guarantee of any future performance, analysis, forecast or prediction. Some funds may be based on or linked to MSCI indexes, and MSCI may be compensated based on the fund's assets under management or other measures. MSCI has established an information barrier between equity index research and certain Information. None of the Information in and of itself can be used to determine which securities to buy or sell or when to buy or sell them. The Information is provided "as is" and the user of the Information assumes the entire risk of any use it may make or permit to be made of the Information. Neither MSCI ESG Research nor any Information Party makes any representations or express or implied warranties (which are expressly disclaimed), nor shall they incur liability for any errors or omissions in the Information, or for any damages related thereto. The foregoing shall not exclude or limit any liability that may not by applicable law be excluded or limited.

#### Contact Us

For ZA: +27 (0) 21 4036447 • [www.blackrock.com/za](http://www.blackrock.com/za) • [Khoabane.Phoofolo@blackrock.com](mailto:Khoabane.Phoofolo@blackrock.com)

# iShares Global Govt Bond UCITS ETF

## U.S. Dollar (Distributing)

### iShares III plc

**iShares**  
by BlackRock

#### GLOSSARY

**SFDR Classification: Article 8:** Products that promote environmental or social characteristics and promote good governance practices.

**Article 9:** Products that have sustainable investments as an objective and follow good governance practices. **Other:** Products that do not meet the criteria to be classified as Article 8 or 9.

**Funds in Peer Group:** The number of funds from the relevant Lipper Global Classification peer group that are also in ESG coverage.

**Fund Lipper Global Classification:** The fund peer group as defined by the Lipper Global Classification.

**MSCI ESG Quality Score (0-10):** The MSCI ESG Quality Score (0 - 10) for funds is calculated using the weighted average of the ESG scores of fund holdings. The Score also considers ESG Rating trend of holdings and the fund exposure to holdings in the laggard category. MSCI rates underlying holdings according to their exposure to industry specific ESG risks and their ability to manage those risks relative to peers.

**MSCI Weighted Average Carbon Intensity (Tons CO2E/\$M SALES):** Measures a fund's exposure to carbon intensive companies. This figure represents the estimated greenhouse gas emissions per \$1 million in sales across the fund's holdings. This allows for comparisons between funds of different sizes.

**Yield to Maturity:** Yield to Maturity (YTM) is the discount rate that equates the present value of bond's cash flows with its market price (including accrued interest). The fund YTM is the weighted average of fund's individual bond holding YTMs based upon Net Asset Value ("NAV"). The measure does not include fees and expenses. For callable bonds, YTM is the Yield-to-Worst.

**MSCI ESG % Coverage:** Percentage of the fund's holdings for which the MSCI ESG ratings data is available. The MSCI ESG Fund Rating, MSCI ESG Quality Score, and MSCI ESG Quality Score - Peer Percentile metrics are displayed for funds with at least 65% coverage.

**Effective Duration:** Effective duration is a measure of a fund's interest-rate sensitivity. Put simply, the longer a fund's duration, the more sensitive the fund is to shifts in interest rates. So a fund with a duration of 10 years is twice as volatile as a fund with a five-year duration.

**MSCI ESG Fund Rating (AAA-CCC):** The MSCI ESG Rating is calculated as a direct mapping of ESG Quality Scores to letter rating categories (e.g. AAA = 8.6-10). The ESG Ratings range from leader (AAA, AA), average (A, BBB, BB) to laggard (B, CCC).

**MSCI ESG Quality Score - Peer Percentile:** The fund's ESG Percentile compared to its Lipper peer group.

**MSCI Weighted Average Carbon Intensity % Coverage:** Percentage of the fund's holdings for which MSCI Carbon Intensity data is available. The MSCI Weighted Average Carbon Intensity metric is displayed for funds with any coverage. Funds with low coverage may not fully represent the fund's carbon characteristics given the lack of coverage.

#### IMPORTANT INFORMATION:

BlackRock Advisors (UK) Limited, which is authorised and regulated by the Financial Conduct Authority ('FCA'), registered office at 12 Throgmorton Avenue, London, EC2N 2DL, England, Tel +44 (0)20 7743 3000. For your protection, calls are usually recorded. iShares plc, iShares II plc, iShares III plc, iShares IV plc, iShares V plc, iShares VI plc and iShares VII plc (together 'the Companies') are open-ended investment companies with variable capital having segregated liability between their funds organised under the laws of Ireland and authorised by the Central Bank of Ireland. BlackRock has not considered the suitability of this investment against your individual needs and risk tolerance. The data displayed provides summary information, investment should be made on the basis of the relevant Prospectus which is available from your Broker, Financial Adviser or BlackRock Advisors (UK) Limited. We recommend you seek independent professional advice prior to investing.

Please be advised that BlackRock Investment Management (UK) Limited is an authorised Financial Services provider with the South African Financial Services Conduct Authority, FSP No. 43288. Any research in this document has been procured and may have been acted on by BlackRock for its own purpose. The results of such research are being made available only incidentally. The views expressed do not constitute investment or any other advice and are subject to change. They do not necessarily reflect the views of any company in the BlackRock Group or any part thereof and no assurances are made as to their accuracy. This document is for information purposes only and does not constitute an offer or invitation to anyone to invest in any BlackRock funds and has not been prepared in connection with any such offer.

This document is not, and under no circumstances is to be construed as an advertisement or any other step in furtherance of a public offering of shares in the United States or Canada. This document is not aimed at persons who are resident in the United States, Canada or any province or territory thereof, where the companies/securities are not authorised or registered for distribution and where no prospectus has been filed with any securities commission or regulatory authority. The companies/securities may not be acquired or owned by, or acquired with the assets of, an ERISA Plan.

Investment in the products mentioned in this document may not be suitable for all investors. The price of the investments may go up or down and the investor may not get back the amount invested. Your income is not fixed and may fluctuate. The value of investments involving exposure to foreign currencies can be affected by exchange rate movements. We remind you that the levels and bases of, and reliefs from, taxation can change. In respect of the products mentioned this document is intended for information purposes only and does not constitute investment advice or an offer to sell or a solicitation of an offer to buy the securities described within. This document may not be distributed without authorisation from the manager.

Copyright © 2023, Citigroup Index LLC. All rights reserved. CITIGROUP is a registered trademark and service mark of Citigroup Inc. or its affiliates, is used and registered throughout the world, and is used under license for certain purposes by BlackRock and certain of its affiliates. Reproduction of the Citigroup data and information in any form is prohibited except with the prior written permission of Citigroup Index LLC ('Citigroup'). The iShares ETF is not sponsored, endorsed, sold or promoted by Citigroup, and Citigroup makes no representation regarding the advisability of investing in such fund. Because of the possibility of human or mechanical error, Citigroup does not guarantee the accuracy, adequacy, completeness or availability of any data and information and is not responsible for any errors or omissions or for the results obtained from the use of such data and information. CITIGROUP GIVES NO EXPRESS OR IMPLIED WARRANTIES, INCLUDING, BUT NOT LIMITED TO, ANY WARRANTIES OF MERCHANTABILITY OR FITNESS FOR A PARTICULAR PURPOSE OR USE. In no event shall Citigroup be liable for any direct, indirect, special or consequential damages in connection with any use of the Citigroup data and information.

Any research in this document has been procured and may have been acted on by BlackRock for its own purpose. The results of such research are being made available only incidentally. The views expressed do not constitute investment or any other advice and are subject to change. They do not necessarily reflect the views of any company in the BlackRock Group or any part thereof and no assurances are made as to their accuracy.

© 2024 BlackRock, Inc. All Rights reserved. BLACKROCK, BLACKROCK SOLUTIONS and iSHARES are trademarks of BlackRock, Inc. or its subsidiaries in the United States and elsewhere. All other trademarks are those of their respective owners.

#### Contact Us

For ZA: +27 (0) 21 4036447 • www.blackrock.com/za • Khoabane.Phoofolo@blackrock.com