

Weekly commentary

May 11, 2020

BlackRock

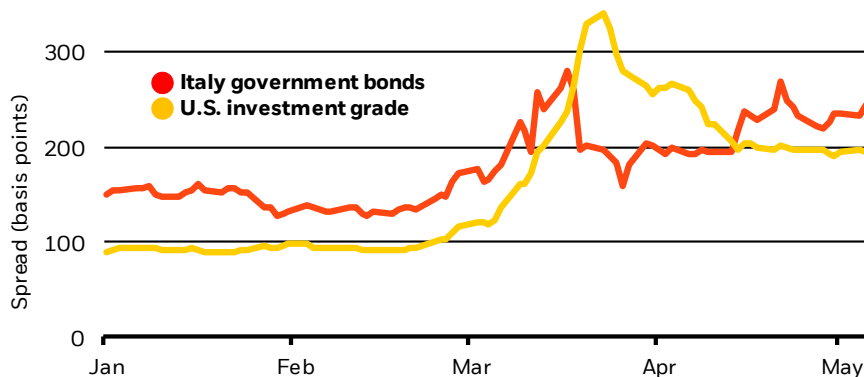
Europe bond outlook under review

- A surprise decision by Germany’s constitutional court may undermine central bank independence, clouding the outlook for European bonds.
- Markets seesawed as some economies start to lift lockdowns, while still rising infections and grim activity data weighed on sentiment.
- A trio of U.S. surveys on manufacturing, small businesses and consumers could offer insights into the impact of the virus shock.

A decision by the German constitutional court last week could potentially undermine the independence of the European Central Bank (ECB) – and threaten to fuel fragmentation within the euro area in the long run. This comes as the ECB’s actions to cushion the pandemic’s fallout already looked meek compared with the Federal Reserve’s. As a result, we are reviewing our overweight on euro area peripherals, or government bonds from southern-tier nations.

Chart of the week

Italian government bond, U.S. investment grade yields vs. risk-free rates



Sources: BlackRock Investment Institute, with data from Refinitiv, May 2020. Notes: The orange line represents the yield spread between 10-year Italian and German government bonds, calculated based on the Refinitiv Datastream 10-year government bond benchmark indexes for Italy and Germany. The yellow line represents the yield spread between U.S. investment grade credit and Treasuries, based on the option-adjusted spread of the Bloomberg Barclays U.S. Credit Index.

The German court gave the ECB three months to justify its 2-trillion-euro bond purchase program to the German parliament. Otherwise the Bundesbank – the ECB’s largest shareholder and bond buyer – would have to pull out of the program, the court said. The ruling put a spanner into the works of the ECB’s “whatever-it-takes” commitment – at a time when effective execution of policies is critical to safeguard the economy against damages from the coronavirus shock. As evidence of the vulnerability in the euro area’s hardest-hit economies, the yield spread between Italy’s government bonds and their German counterparts has been *widening* since late March despite the ECB’s stepped-up purchase program. In contrast, the U.S. investment grade credit spread declined from its March peak and has steadied since mid-April as the Fed’s pandemic response allayed credit concerns. See the chart above.



Jean Boivin
Head – BlackRock Investment Institute



Elga Bartsch
Head of Macro Research – BlackRock Investment Institute



Mike Pyle
Global Chief Investment Strategist – BlackRock Investment Institute



Scott Thiel
Chief Fixed Income Strategist – BlackRock Investment Institute

Visit [BlackRock Investment Institute](#) for insights on global economy, markets, geopolitics and portfolio construction.

BlackRock Investment Institute

We have seen nothing short of a policy revolution in response to the coronavirus outbreak – in terms of speed, size and monetary-fiscal coordination. The successful execution of policies and programs is key – and the German court ruling may be a cautionary tale of how execution can be scuppered. Explaining itself to the German parliament shouldn't be a problem for the ECB. Yet having to do so undermines its independence, a precondition for its "whatever-it-takes" stance. This is partly a consequence of the blurring of boundaries between monetary and fiscal policies – and particularly problematic in the euro area due to the lack of a joint fiscal authority. We had highlighted the crucial role of proper guard rails around policy coordination in [Dealing with the next downturn](#).

The ruling is unlikely to have immediate consequences for the ECB's monetary policy and has led the European Union's top court to state that it alone had the power to rule on whether EU bodies were in breach of the bloc's rules. Yet it could create longer-term issues for the central bank and the euro area. Why? It highlights legal uncertainty on the Bundesbank's ability to support ECB policies. The German court drew red lines on two key parameters – the capital share of each member central bank of the ECB and a 33% cap on buying any country's debt – potentially limiting the size of the ECB's bond purchases. Undermining the ECB's independence could pave the way to renewed euro area fragmentation, the risk currently topping BlackRock's [Geopolitical risk indicator](#). Market confidence in the ECB's ability to contain crises could be dented. This will make it even harder to ensure sovereign debt sustainability in the coming years, especially in the periphery, in our view.

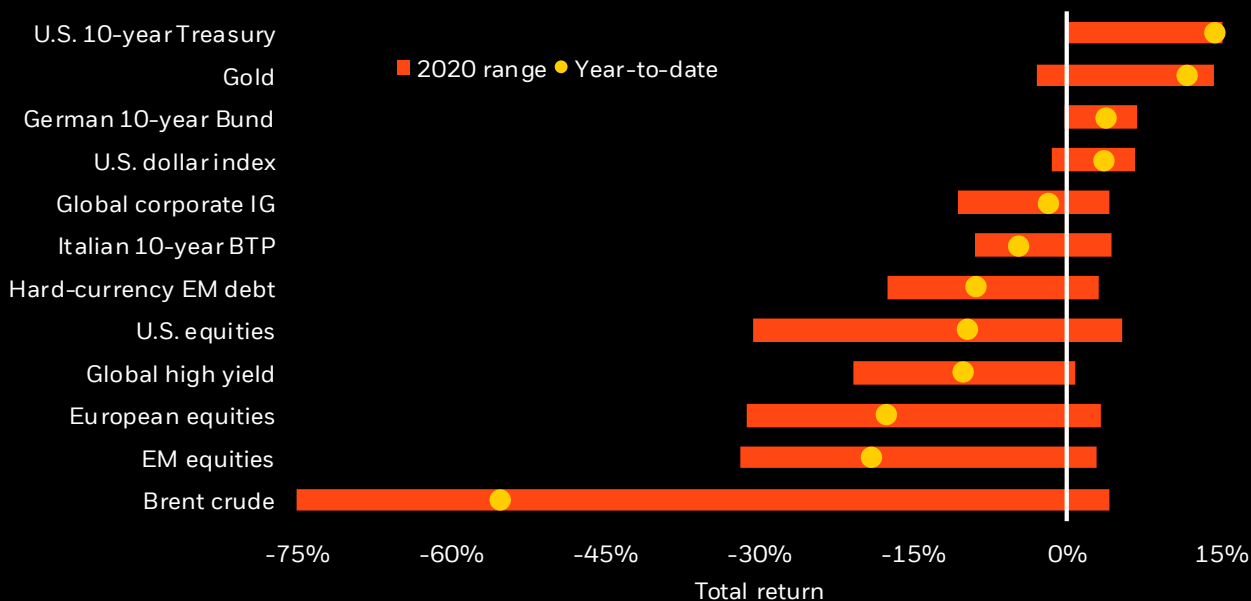
The bottom line: We are putting our view on euro area peripheral bonds on review despite relatively attractive valuations, as the German court case challenges the ECB's independence. One offset to this risk: The ECB may up the scale of its bond purchases in coming months, which would support peripherals and euro area credit. Over the strategic horizon, we already see a diminished case for nominal developed market bonds due to the market reaction and policy response to the outbreak. Yields have fallen close to lower bounds, reducing return expectations and the ballast properties that traditionally help nominal government bonds cushion portfolios against risk-off episodes. The picture may look even gloomier over coming years if supply chain changes pick up pace, monetary policy is more accommodative and inflation risk rises. The court ruling offers a glimpse of challenges to effective policy execution – and adds to reasons to be wary of nominal government bonds.

Market backdrop

Fiscal and monetary policy action to bridge the economic impact of the coronavirus has taken shape – and now the priorities are 1) policy execution to ensure households and businesses actually receive the pledged funding; and 2) avoiding policy fatigue before the shock has passed. Markets have been torn between optimism on the tentative re-opening of some economies and caution on the still grim economic data. The U.S. administration, meanwhile, is making a calculus between the perceived political benefits of being tough on China and the risk of renewed stock market volatility.

Assets in review

Selected asset performance, 2020 year-to-date and range



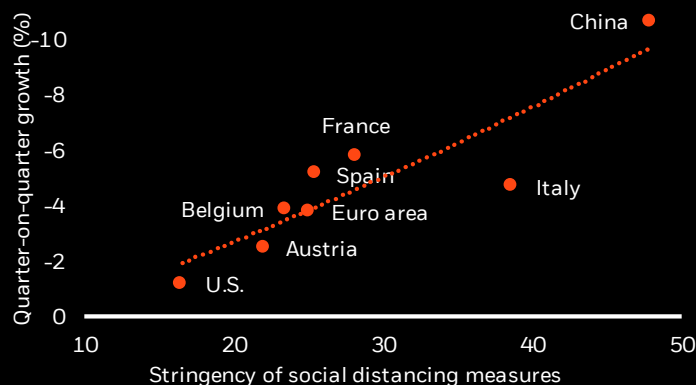
Past performance is not a reliable indicator of current or future results. It is not possible to invest directly in an index. Sources: BlackRock Investment Institute, with data from Refinitiv Datastream, May 2020. Notes: The two ends of the bars show the lowest and highest returns versus the end of 2019, and the dots represent year-to-date returns. Emerging market (EM), high yield and global corporate investment grade (IG) returns are denominated in U.S. dollars, and the rest in local currencies. Indexes or prices used are: spot Brent crude, MSCI USA Index, the ICE U.S. Dollar Index (DXY), MSCI Europe Index, Bank of America Merrill Lynch Global Broad Corporate Index, Bank of America Merrill Lynch Global High Yield Index, Datastream 10-year benchmark government bond (U.S., German and Italy), MSCI Emerging Markets Index, spot gold and J.P. Morgan EMBI index.

Macro insights

Initial estimates of GDP growth for Q1 2020 were below consensus across the board. The impact in the euro area was deeper than in the U.S., which went into lockdown later. The growth data suggest that the depth of drop in activity has gone hand in hand with the stringency of the lockdown. Italy is a slight outlier – the economy seems to have fared better than the severe lockdown would have implied. Consensus expectations point to a further – deeper – drop in output in Q2 2020, even if lockdown measures are gradually lifted in the next few weeks. This would be consistent with the current shock being akin to a large-scale natural disaster that severely disrupts near-term activity. But a recovery should follow once the lockdown measures are eased. We believe it is time to look beyond the depth of the contraction and assess how long it might last. As countries lay out plans to slowly restart, we will get a better sense of how long it might take. Success will not just be about restarting the economy and containing the virus – but how governments balance both objectives.

Covid containment

Q1 GDP growth estimates and social distancing stringency



Sources: BlackRock Investment Institute and the University of Oxford, with data from Haver Analytics, May 2020. Notes: The chart shows a measure of how strict lockdown measures are in the countries shown, and official Q1 quarter-on-quarter GDP growth estimates. The stringency score is taken from the Oxford COVID-19 Government Response Tracker. This collects publicly available information on 17 indicators of government responses.

Investment themes

1 Activity standstill

- The coronavirus shock is unprecedented and sharper than what we saw in 2008 – but its cumulative hit to growth is likely to be lower as long as authorities deliver an overwhelming fiscal and monetary policy response to bridge businesses and households through the shock. The main risk to our view: The decisive policy response is not delivered in a successful and timely fashion, causing lasting damage to the economy.
- The rate of growth in virus cases looks to be slowing in many regions as stringent shutdown measures take effect. A key question: Can such measures be lifted without a major second wave of cases?
- The nature of the activity rebound will depend on the path of the outbreak, delivery of policy response and potential changes to consumer and corporate behaviors. Success will not just be about restarting the economy and containing the virus – but balancing both objectives.
- **Market implication:** We are mostly sticking to benchmark holdings on an asset class level; prefer credit over equities; and favor rebalancing into the risk asset decline.

2 Bold policy action

- A decisive, pre-emptive and coordinated policy response needed to stabilize financial markets is taking shape, particularly in the U.S. The U.S. unemployment rate hit its highest level since the Great Depression in April, underscoring the need for effective policy implementation.
- The Federal Reserve built on its “whatever it takes” approach to helping the economy through the coronavirus shock and ensuring markets function properly. We could see its balance sheet more than double to \$11 trillion by year end to support the fiscal response. The U.S. Treasury smashed records by setting out a \$3 trillion borrowing plan in its quarterly refunding to fund the response – showing the blurring of lines between monetary and fiscal policy.
- A German constitutional court’s ruling challenges central bank independence and threatens the integrity of the euro area in the long run. This took place just as European Central Bank data showed aggressive buying of Italian bonds to limit the widening of yield spreads, which remain near this year’s peaks. It’s crucial to have proper guard rails around policy coordination, as we wrote in Dealing with the next downturn.
- European Union leaders have agreed on the need for an emergency fund of at least 1 trillion euros but are still sorting out details – reinforcing the relative disappointment on policy action in the euro area.
- Central banks have moved from alleviating dysfunctional market pricing and tightening financial conditions to ensuring credit flows to businesses and local governments (i.e by relieving bank capital and collateral requirements).
- We see risks of implementation and policy exhaustion. Next rounds of U.S. fiscal stimulus look harder to achieve because of a return of political polarization after a short window of bipartisanship.
- **Market implication:** Coupon income is crucial in an even more yield-starved world, including corporate credit and dividend income in selected equity sectors.

3 Resilience rules

- Portfolio resilience has to go beyond nominal government bonds and consider alternative return sources that can provide diversification.
- A focus on sustainability can help make portfolios more resilient. We believe the adoption of sustainable investing is a tectonic shift that will carry a return advantage for years to come – and the coronavirus shock seems to be accelerating this shift.
- **Market implication:** We prefer U.S. Treasuries to lower-yielding peers as portfolio ballast and see a strong case for integrating sustainability and Chinese assets into investment processes.

Week ahead

May 12 U.S. NFIB Small Business Economic Trends survey; China, U.S. consumer price index

May 15 Univ. of Michigan surveys of consumers; U.S. retail sales, Empire State Manufacturing Survey, industrial production; China industrial output, retail sales; euro area flash estimate GDP

May 14 U.S. weekly initial jobless claims

A trio of surveys in the U.S. – on small business, manufacturing and consumers – could provide important insights on the impact of the pandemic. Markets will watch out for any cracks in the financial system and elsewhere in the economy as virus infections climb. Data from China, including total social financing, could shed light on the recovery of the manufacturing and consumer sectors – or lack thereof – as the economy has cautiously re-opened.

Directional views














Six to 12-month tactical views on major global assets from a U.S. dollar perspective, May 2020

Asset	Underweight	Neutral	Overweight
Equities	We previously downgraded global equities to neutral. Global economic activity has been almost halted in order to stem the spread of the coronavirus. Overwhelming and aggressive policy action – both fiscal and monetary – help support the asset class. We prefer an up-in-quality stance, and like economies with ample policy room. We favor rebalancing back toward benchmark weights as markets fall.		
Credit	We have upgraded credit to modestly overweight. Extraordinary measures by central banks – including purchases of corporate debt – provide a favorable backdrop. Developed market central bank actions should pave the way for lower volatility in interest rates, providing a stable environment for credit spreads to narrow. The risk of temporary liquidity crunches remains. Yet valuations have cheapened and coupon income is crucial in a world starved for yield.		
Government bonds	We stay neutral overall on global government bonds. They act as ballast against risk-off episodes. Additional easing by major central banks has become more likely, in our view. We favor U.S. Treasuries over government bonds in other regions, but see risks of a diminishing buffer against equity market selloffs and a snap-back in yields from historically low levels.		
Cash	We maintain our neutral position on cash for risk mitigation. We also see cash as a robust buffer against risks around regime shifts, especially those triggered by a negative supply shock that could drive both stocks and bonds lower together.		

Note: This material represents an assessment of the market environment at a specific time and is not intended to be a forecast or guarantee of future results. This information should not be relied upon as investment advice regarding any particular fund, strategy or security.

Granular views

Six to 12-month tactical views on selected assets vs. broad global asset classes by level of conviction, May 2020

Asset	Underweight	Overweight		
Equities			United States	We are overweight U.S. equities for their relative quality bias and the sizable policy response to the outbreak: large fiscal stimulus coupled with the Federal Reserve's commitment to keep rates low and markets functioning.
			Euro area	We stay underweight on European equities. We see greater upside elsewhere in an eventual recovery. Europe is more dependent on foreign trade.
			Japan	We are underweight Japanese equities. The country has limited monetary and fiscal policy space to offset the outbreak's impact.
			Emerging markets	We are neutral on EM equities. Valuations have cheapened, but the global economic slowdown and cheaper oil challenge many EM economies. The outbreak also is a big test for weak public health systems.
			Asia ex-Japan	We are overweight Asia ex-Japan equities on prospects of an eventual growth uptick. We see China as in the early stages of restarting its economy and having more policy space to revive activity.
			Momentum	We are neutral on momentum. The factor has outperformed in the growth slowdown, partly due to its exposure to "secular growers" in the tech industry as well as dividend paying bond proxies.
			Value	We remain underweight value. Value has historically performed best in periods of accelerating growth, and we now see the coronavirus outbreak posing downside risks to the economy.
			Minimum volatility	We like min-vol for its defensive properties in a growth slowdown. The factor has historically performed well late in the cycle.
			Quality	We hold quality as an overweight. We like that it has been resilient in late-cycle periods, despite relatively high valuations.
Fixed Income			U.S. Treasuries	We like U.S. Treasuries. Low rates reduce their ability to cushion against risk asset selloffs, but we see greater room for long-term yields to fall further in the U.S. than in other developed markets.
			Treasury Inflation-Protected Securities	We are neutral on TIPS. After a huge decline in rates that makes the entry point less attractive. We still see potential for higher inflation over time and like TIPS in strategic allocations.
			German bunds	We remain underweight bunds. They provide little cushion against major risk events, but would not add to our underweight after recent underperformance versus U.S. Treasuries.
			Euro area peripherals	We are reviewing our overweight in euro area peripheral government bonds. A recent German constitutional court's ruling could potentially limit the size of the European Central Bank's bond buying program.
			Global investment grade	We like global investment grade credit. Renewed asset purchases by central banks as well as the prospect of a stable rates backdrop support the sector at a time when valuations have cheapened.
			Global high yield	We stay overweight high yield as a source of income, despite recent underperformance. We avoid energy as a lower-for-longer oil price challenges the ability of issuers to refinance near-term maturities.
			Emerging market – hard currency	We stay neutral on hard-currency EM debt due to the heavy exposure to energy exporters and limited policy space among some markets. Default risks may be underpriced.
			Emerging market – local currency	We are neutral on local-currency EM debt to neutral because we see a risk of further currency declines in key markets amid monetary and fiscal easing. This could wipe out the asset class's attractive coupon income.
			Asia fixed income	We stay overweight based on a slowdown in the spread of the virus, Chinese monetary easing, low energy exposure and reasonable relative value. We see demand from Chinese and regional investors.

Past performance is not a reliable indicator of current or future results. It is not possible to invest directly in an index. Note: Views are from a U.S. dollar perspective. This material represents an assessment of the market environment at a specific time and is not intended to be a forecast or guarantee of future results. This information should not be relied upon as investment advice regarding any particular fund, strategy or security. BIIM0520U-1179596-5/6

BlackRock Investment Institute

The BlackRock Investment Institute (BII) leverages the firm's expertise and generates proprietary research to provide insights on the global economy, markets, geopolitics and long-term asset allocation – all to help our clients and portfolio managers navigate financial markets. BII offers strategic and tactical market views, publications and digital tools that are underpinned by proprietary research.

General Disclosure: This material is not intended to be relied upon as a forecast, research or investment advice, and is not a recommendation, offer or solicitation to buy or sell any securities or to adopt any investment strategy. The opinions expressed are as of May 11, 2020 and may change. The information and opinions are derived from proprietary and non-proprietary sources deemed by BlackRock to be reliable, are not necessarily all-inclusive and are not guaranteed as to accuracy. As such, no warranty of accuracy or reliability is given and no responsibility arising in any other way for errors and omissions (including responsibility to any person by reason of negligence) is accepted by BlackRock, its officers, employees or agents. This material may contain 'forward looking' information that is not purely historical in nature. Such information may include, among other things, projections and forecasts. There is no guarantee that any forecasts made will come to pass. Reliance upon information in this material is at the sole discretion of the reader.

In the US and Canada, this material is intended for public distribution. In the U.S. and Canada, this material is intended for public distribution. **In the UK and outside the EEA:** Until 31 December 2020, issued by BlackRock Investment Management (UK) Limited, authorized and regulated by the Financial Conduct Authority. Registered office: 12 Throgmorton Avenue, London, EC2N 2DL. Tel: + 44 (0)20 7743 3000. Registered in England and Wales No. 2020394, has issued this document for access by Professional Clients only and no other person should rely upon the information contained within it. For your protection telephone calls are usually recorded. Please refer to the Financial Conduct Authority website for a list of authorized activities conducted by BlackRock. From 31 December 2020, in the event the United Kingdom and the European Union do not enter into an arrangement which permits United Kingdom firms to offer and provide financial services into the European Union, the issuer of this material is: (i) BlackRock Investment Management (UK) Limited for all outside of the European Union; and (ii) BlackRock (Netherlands) B.V. for in the European Union, BlackRock (Netherlands) B.V. is authorized and regulated by the Netherlands Authority for the Financial Markets. Registered office Amstelplein 1, 1096 HA, Amsterdam, Tel: 020 – 549 5200, Tel: 31-20-549-5200. Trade Register No. 17068311 For your protection telephone calls are usually recorded. **In Switzerland,** this document is marketing material. This document shall be exclusively made available to, and directed at, qualified investors as defined in the Swiss Collective Investment Schemes Act of 23 June 2006, as amended. **For investors in Israel:** BlackRock Investment Management (UK) Limited is not licensed under Israel's Regulation of Investment Advice, Investment Marketing and Portfolio Management Law, 5755-1995 (the "Advice Law"), nor does it carry insurance thereunder. **In South Africa,** please be advised that BlackRock Investment Management (UK) Limited is an authorized financial services provider with the South African Financial Services Board, FSP No. 43288. **In the DIFC** this material can be distributed in and from the Dubai International Financial Centre (DIFC) by BlackRock Advisors (UK) Limited – Dubai Branch which is regulated by the Dubai Financial Services Authority (DFSA). This material is only directed at 'Professional Clients' and no other person should rely upon the information contained within it. **In the Kingdom of Saudi Arabia** this information is only directed to Exempt Persons, Authorized Persons or Investment Institutions, as defined in the relevant implementing regulations issued by the Capital Markets Authority (CMA). **In the United Arab Emirates** this material is only intended for -natural Qualified Investor as defined by the Securities and Commodities Authority (SCA) Chairman Decision No. 3/R.M. of 2017 concerning Promoting and Introducing Regulations. Neither the DFSA or any other authority or regulator located in the GCC or MENA region has approved this information. **In Singapore,** this is issued by BlackRock (Singapore) Limited (Co. registration no. 200010143N). In Hong Kong, this material is issued by BlackRock Asset Management North Asia Limited and has not been reviewed by the Securities and Futures Commission of Hong Kong. **In South Korea,** this material is for distribution to the Qualified Professional Investors (as defined in the Financial Investment Services and Capital Market Act and its sub-regulations). **In Taiwan,** independently operated by BlackRock Investment Management (Taiwan) Limited. Address: 28F., No. 100, Songren Rd., Xinyi Dist., Taipei City 110, Taiwan. Tel: (02)23261600. **In Japan,** this is issued by BlackRock Japan, Co., Ltd. (Financial Instruments Business Operator: The Kanto Regional Financial Bureau. License No375, Association Memberships: Japan Investment Advisers Association, the Investment Trusts Association, Japan, Japan Securities Dealers Association, Type II Financial Instruments Firms Association.) For Professional Investors only (Professional Investor is defined in Financial Instruments and Exchange Act). **In Australia,** issued by BlackRock Investment Management (Australia) Limited ABN 13 006 165 975 AFSL 230 523 (BIMAL). The material provides general information only and does not take into account your individual objectives, financial situation, needs or circumstances. **In China,** this material may not be distributed to individuals resident in the People's Republic of China ("PRC", for such purposes, excluding Hong Kong, Macau and Taiwan) or entities registered in the PRC unless such parties have received all the required PRC government approvals to participate in any investment or receive any investment advisory or investment management services. **For Other APAC Countries** this material is issued for Institutional Investors only (or professional/sophisticated/qualified investors, as such term may apply in local jurisdictions) and does not constitute investment advice or an offer or solicitation to purchase or sell in any securities, BlackRock funds or any investment strategy nor shall any securities be offered or sold to any person in any jurisdiction in which an offer, solicitation, purchase or sale would be unlawful under the securities laws of such jurisdiction. **In Latin America,** for institutional investors and financial intermediaries only (not for public distribution). This material is for educational purposes only and does not constitute investment advice or an offer or solicitation to sell or a solicitation of an offer to buy any shares of any fund or security. If any funds are mentioned or inferred in this material, such funds may not have been registered with the securities regulators of any Latin American country and thus, may not be publicly offered in any such countries. The provision of investment management and investment advisory services is a regulated activity in Mexico thus is subject to strict rules. No securities regulator within Latin America has confirmed the accuracy of any information contained herein.

The information provided here is neither tax nor legal advice. Investors should speak to their tax professional for specific information regarding their tax situation. Investment involves risk including possible loss of principal. International investing involves risks, including risks related to foreign currency, limited liquidity, less government regulation, and the possibility of substantial volatility due to adverse political, economic or other developments. These risks are often heightened for investments in emerging/developing markets or smaller capital markets.

© 2020 BlackRock, Inc. All Rights Reserved. **BlackRock** is a registered trademark of BlackRock, Inc. or its subsidiaries in the United States and elsewhere. All other trademarks are those of their respective owners.