

SUB

iShares Short-Term National Muni Bond ETF

Fact Sheet as of 30-Jun-2024

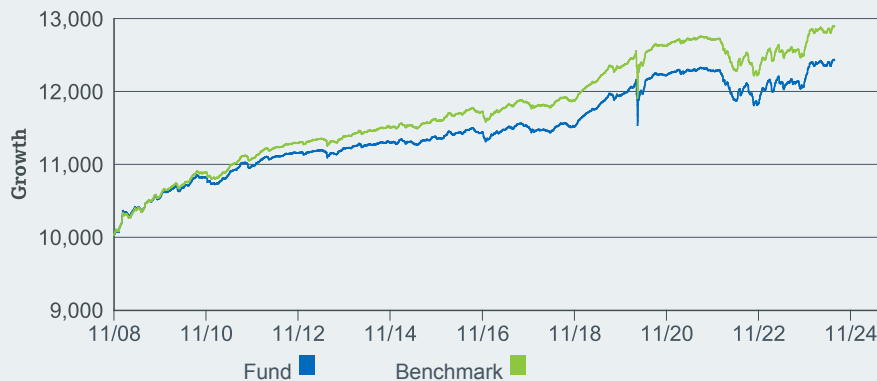
iShares®
by BLACKROCK®

The iShares Short-Term National Muni Bond ETF seeks to track the investment results of an index composed of investment-grade U.S. municipal bonds with remaining maturities between one month and five years.

WHY SUB?

- 1 Exposure to short-term U.S. municipal bonds
- 2 Access to a specific segment of the domestic municipal bond market
- 3 Use to seek tax-exempt income and manage interest rate risk

GROWTH OF HYPOTHETICAL 10,000 USD SINCE INCEPTION



The Growth of \$10,000 chart reflects a hypothetical \$10,000 investment and assumes reinvestment of dividends and capital gains. Fund expenses, including management fees and other expenses were deducted.

PERFORMANCE

	1 Year	3 Year	5 Year	10 Year	Since Inception
NAV	2.54%	0.38%	0.92%	0.98%	1.40%
Market Price	2.44%	0.24%	0.89%	0.97%	1.39%
Benchmark	2.66%	0.45%	1.02%	1.17%	1.64%

The performance quoted represents past performance and does not guarantee future results. Investment return and principal value of an investment will fluctuate so that an investor's shares, when sold or redeemed, may be worth more or less than the original cost. Current performance may be lower or higher than the performance quoted. Performance data current to the most recent month end may be obtained by visiting www.iShares.com or www.blackrock.com.

Beginning 8/10/20, the market price returns are calculated using the closing price.

Prior to 8/10/20, the market price returns were calculated using the midpoint of the bid/ask spread at 4:00 PM ET. The returns shown do not represent the returns you would receive if you traded shares at other times.

KEY FACTS

Fund Launch Date	11/05/2008
Benchmark	ICE Short Maturity AMT-Free US National Municipal Index (USD)
30 Day SEC Yield	3.15%
Number of Holdings	2,418
Net Assets	\$8,620,434,283

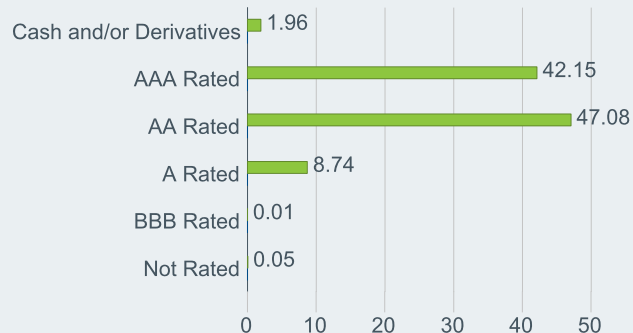
Ticker	SUB
CUSIP	464288158
Exchange	NYSE Arca

TOP HOLDINGS (%)

PENNSYLVANIA ST TPK	
COMMN TPK	0.50
NEW YORK ST URBAN DEV	
CORP REV	0.42
LONG BEACH CALIF UNI SCH	
DIST	0.39
SANTA MONICA CALIF CMNTY	
COLLE	0.37
TEXAS TRANSN COMMN ST	
HWY FD R	0.35
SAN MATEO FOSTER CITY	
CALIF PU	0.33
CALIFORNIA ST	0.32
PENNSYLVANIA ST	0.32
CHICAGO ILL MET WTR	
RECLAMATIO	0.32
PENNSYLVANIA ST	0.32
	<hr/>
	3.64

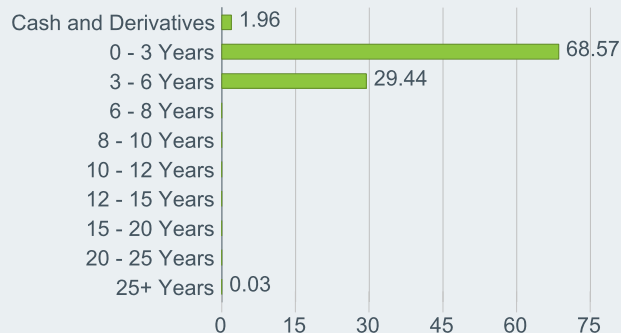
Holdings are subject to change.

CREDIT RATINGS (%)



Credit quality ratings on underlying securities of the fund are received from S&P, Moody's and Fitch and converted to the equivalent S&P major rating category. This breakdown is provided by BlackRock and takes the median rating of the three agencies when all three agencies rate a security, the lower of the two ratings if only two agencies rate a security, and one rating if that is all that is provided. Unrated securities do not necessarily indicate low quality. Below investment-grade is represented by a rating of BB and below. Ratings and portfolio credit quality may change over time.

MATURITY BREAKDOWN (%)



FEES AND EXPENSES BREAKDOWN

Expense Ratio	Percentage
Management Fee	0.07%
Acquired Fund Fees and Expenses	0.00%
Foreign Taxes and Other Expenses	0.00%

FUND CHARACTERISTICS

Weighted Average Maturity	1.95 yrs
Standard Deviation (3yrs)	2.68%
Effective Duration	1.80

GLOSSARY

Weighted Average Maturity is the length of time until the average security in the fund will mature or be redeemed by its issuer. It indicates a fixed income fund's sensitivity to interest rate changes. Longer average weighted maturity implies greater volatility in response to interest rate changes.

Effective Duration is a measure of the potential responsiveness of a bond or portfolio price to small parallel shifts in interest rates. Effective Duration takes into account the possible changes in expected bond cash flows due to small parallel shifts in interest rates.

Want to learn more? www.iShares.com  www.blackrockblog.com  @iShares

Carefully consider the Fund's investment objectives, risk factors, and charges and expenses before investing. This and other information can be found in the Fund's prospectus, and if available, summary prospectus, which may be obtained by calling 1-800-iShares (1-800-474-2737) or by visiting www.iShares.com or www.blackrock.com. Read the prospectus carefully before investing.

Investing involves risk, including possible loss of principal.

Fixed income risks include interest-rate and credit risk. Typically, when interest rates rise, there is a corresponding decline in bond values. Credit risk refers to the possibility that the bond issuer will not be able to make principal and interest payments.

There may be less information on the financial condition of municipal issuers than for public corporations. The market for municipal bonds may be less liquid than for taxable bonds. Some investors may be subject to federal or state income taxes or the Alternative Minimum Tax (AMT). Capital gains distributions, if any, are taxable.

Diversification may not protect against market risk or loss of principal. Shares of ETFs are bought and sold at market price (not NAV) and are not individually redeemed from the fund. Any applicable brokerage commissions will reduce returns.

Index returns are for illustrative purposes only. Index performance returns do not reflect any management fees, transaction costs or expenses. Indexes are unmanaged and one cannot invest directly in an index. Past performance does not guarantee future results.

"Acquired Fund Fees and Expenses" reflect the Fund's pro rata share of the indirect fees and expenses incurred by investing in one or more acquired funds, such as mutual funds, business development companies, or other pooled investment vehicles. AFFE are reflected in the prices of the acquired funds and thus included in the total returns of the Fund.

The iShares Funds are distributed by BlackRock Investments, LLC (together with its affiliates, "BlackRock").

The iShares Funds are not sponsored, endorsed, issued, sold or promoted by S&P Dow Jones Indices LLC, nor does this company make any representation regarding the advisability of investing in the Funds. BlackRock is not affiliated with S&P Dow Jones Indices LLC.

BlackRock provides compensation in connection with obtaining or using third-party ratings and rankings.

© 2024 BlackRock, Inc. or its affiliates. All rights reserved. **ISHARES**, **IBONDS** and **BLACKROCK** are trademarks of BlackRock, Inc. or its affiliates. All other trademarks are those of their respective owners.

FOR MORE INFORMATION, VISIT WWW.ISHARES.COM OR CALL 1-800 ISHARES (1-800-474-2737)

iS-SUB-F0624

Not FDIC Insured - No Bank Guarantee - May Lose Value

537590

BLACKROCK