

Investment Directions

Midyear 2024: Implementing ideas for today’s market

Positioning for fundamental transformation

We believe a seismic structural transformation is underway, with potential to reshape the investment landscape. It’s being driven by a potential surge in capital spending on artificial intelligence (AI), rewiring of global supply chains and the low-carbon transition. However, the speed, size and impact of that investment remains uncertain, and comes against an unusual economic backdrop. We lean into the transformation and look to adapt as the outlook changes, with a more nimble, granular approach to identifying investment opportunities.

We’ve evolved our quarterly investment guide to meet this challenge: Investment Directions is designed to help navigate opportunities in equities, fixed income and portfolio diversifiers for H2 2024, with actionable implementation ideas across index, alpha-seeking, liquid alternative and private market strategies. It’s grounded in the themes laid out

in the BlackRock Investment Institute’s [Midyear Outlook](#).

We remain bullish on AI and see opportunity in the massive infrastructure investment – and energy – needed to fuel its expansion. On a tactical horizon, we see AI winners continuing to drive equities – despite recent tech-led volatility – yet turbulence in macro data is likely to keep dispersion and volatility high. We see scope for uncertainty to persist as markets digest European election results and we approach the final straight to November’s US vote. All this makes the case for quality and selectivity in equities, we think. Major developed market (DM) central banks have begun to ease back from decade highs, but we expect rates to stay higher for longer – putting carry in focus. At the same time, we look beyond traditional equity and bond allocations to build diversified portfolios that have the potential to outperform as the transformation unfolds.

How we’re investing this quarter:

Equity

Uncertainty and dispersion drive opportunity in equities

We think the current environment favours an active approach in equities, to capture deeper pockets of quality from the bottom up. From a top-down index perspective, we look to AI beneficiaries as well as early-cycle plays. We see better opportunities in DM vs. emerging markets (EM) – though select opportunities persist across regions.

Fixed income

Higher-for-longer rates mean carry is king

Rates across DM should start to fall from cycle-highs over Q3, but it’s likely to be a gradual descent. We look to lock in yields through fixed-maturity products and see relative value in € high yield (HY). The start of rate cuts in Europe supports our willingness to extend duration further in the region vs. the US, where we keep our preference for the front end.

Portfolio diversifiers

A transforming landscape requires new diversifiers

The path and pace of the transformation is highly uncertain. Multiple, diverse scenarios are possible – with major implications for portfolios. Investors need to adapt, we think. This means looking to a wider range of portfolio diversifiers across regions, sectors, strategies and asset classes – with private markets and liquid alternative strategies in focus.

Our highest-conviction ideas:

INFR

[iShares Global Infrastructure UCITS ETF](#)

281Y

[iShares iBonds Dec 2028 Term € Italy Govt Bond UCITS ETF](#)

WINC

[iShares World Equity High Income UCITS ETF](#)

[BlackRock Global Unconstrained Equity Fund \(UK\)](#)

[BGF European High Yield Bond Fund](#)

[BlackRock Future Generations Private Equity ELTIF](#)

See p. 2-10 for full implementation by asset class.

All figures are in US dollars, unless stated otherwise. References to specific investments are for illustrative purposes only and are not intended and should not be interpreted as recommendations to purchase or sell such investments.

Key

- Index exchange-traded product
- Alpha-seeking fund
- Private markets fund

Opportunity in UK assets

Like much of the world in the second half of 2024, the UK has a slightly improving macro backdrop. Inflation has fallen to the Bank of England's (BoE) 2% target, but the Bank's own projections point to headline inflation ticking back up to 2.25%, then 2.75% in Q3 and Q4, respectively, as the contribution from energy prices turns less negative. Services inflation remains particularly sticky and the BoE itself has highlighted that "the restrictive nature of monetary policy is weighing on activity in the real economy". We expect 2-3 cuts from the BoE by year-end.¹

The manufacturing cycle has bottomed out, meaning activity is on an upwards trajectory. Yet the road remains bumpy, as measured by PMIs – which have now surpassed the 50-level, showing expansion in activity month-on-month – and in backwards-looking data, with industrial production showing signs of stagnation. On the consumption side of the economy, retail sales have held up, while consumer confidence is rising.² We see minimal structural risks from the shift to a Labour government following July's general election: with rates remaining high, so too are government funding costs – leaving the government with little fiscal headroom to make widespread policy shifts.

UK fixed income

Market pricing of rate cuts into year-end looks realistic, in our view. This means that we're comfortable taking a little duration risk in gilts. We've pursued divergence trades with US and UK rates this year, and also look to corporate sterling exposures for income, with yields above 5.5%.³ Investors have added to UK rates ETPs consistently this year, with global inflows in five out of the past six months, totalling \$0.6B, while credit flows have lagged at \$0.4B.⁴ We're comfortable taking duration risk in gilts, meaning that we look to broad index exposures with diversified duration profiles, such as our iShares Core UK Gilts UCITS ETF (IGLT). Investors looking to align portfolios to sustainable goals may look to an alpha-seeking product such as our BlackRock Sustainable Sterling Strategic Bond Fund – a flexible, all-weather fixed income solution that looks to manage allocations in a dynamic manner. It seeks to deliver a competitive level of income while allocating mainly to IG-rated securities.

UK equities

We have turned constructive on UK equities: political stability and a growth pickup could improve investor sentiment, lifting the UK's low valuation relative to other DM stock markets. We continue to prefer large over small and mid cap UK equities from a top-down macro perspective. We look to large caps to add cyclical into equity portfolios, using our iShares Core FTSE 100 UCITS ETF (ISF): the index is value-tilted and we believe its sector makeup is favourable for an early-cycle environment.⁵ Our fundamental equity team continue to see bottom-up opportunities in small and mid caps, taking advantage of high dispersion within the index and looking to pick long-term structural winners. Our BlackRock UK Income Fund focuses on companies that consistently generate free cash flow, offering strong capital and dividend growth over the long term. Sentiment is also warming up: global flows into UK equity ETPs are on track for their best year since 2020, with \$1.9B added YTD. As of the end of H1, 2024 YTD flows would already amount to the fourth-best year for UK equity ETP flows on record. In contrast to 2020, flows into mid caps have picked up – and are on track to hit the highest level since 2021, with \$0.5B added YTD – making 2024 the first positive year so far in five.⁶

For data reference sources, please refer to the notes on page 11.

Past flows into global ETPs are not a guide to current or future flows and should not be the sole factor of consideration when selecting a product. See appendix for 5Y data.

Midyear 2024 Investment Directions

FOR PROFESSIONAL CLIENTS ONLY

Fixed income

IGLT

iShares Core UK Gilts UCITS ETF

BlackRock Sustainable Sterling Strategic Bond Fund

Equities

ISF

iShares Core FTSE 100 UCITS ETF

BlackRock UK Income Fund

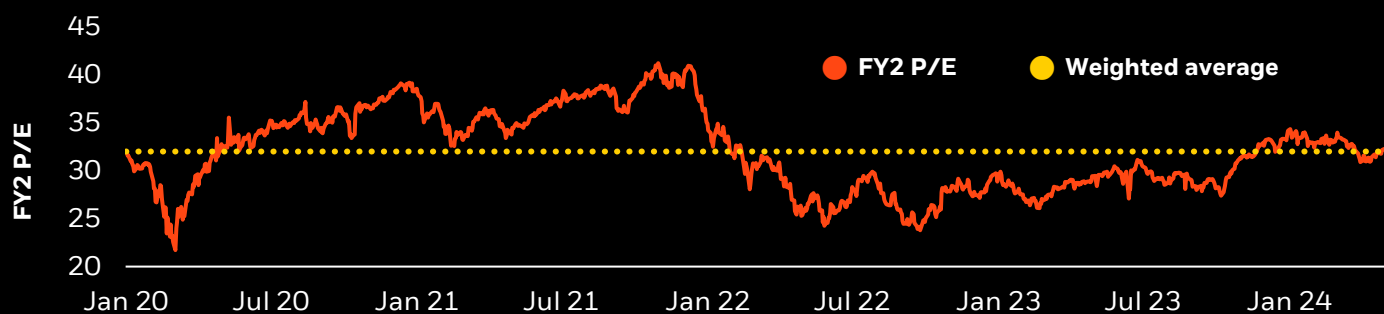
Uncertainty and dispersion drive opportunity in equities

Equities have been driven by strong sentiment towards tech and AI-related themes so far this year, supported by an improving earnings backdrop in the US and Europe.¹ Despite the US equity market gaining 15.5% on the year, its 12-month forward P/E remains unchanged from its starting level, indicating that returns have been fuelled by earnings durability, not multiple expansion.² We've also seen cyclicals come back into focus. Yet uncertainty around the macro outlook and elevated geopolitical risk spell further volatility ahead, we think. Sharp regional equity market selloffs following elections in Mexico and India and the calling of a snap election in France have shown how sensitive markets remain to policy uncertainty.³ As the US election draws closer, we expect to see volatility rise, particularly from August, as we enter the final 90 days before the vote.

Our approach in H2 leans into these themes: we advocate building a strong, quality-focused core in equities, supported by exposure to select cyclicals. We also look to add to structural themes such as the low-carbon transition and AI, where we think the opportunity set remains cross-sector and under-priced.

High-conviction ideas being driven by earnings, not multiples

Weighted average FY2 P/E for BlackRock Global Unconstrained Equity Fund since inception (January 2020 – 2024 YTD)



Source: BlackRock, as of 31 May 2024.

Quality at the core of portfolios

Quality can be broadly defined by characteristics such as high margins and stable earnings – yet we believe a more selective approach can capture even deeper quality metrics. This can help build exposure to exceptional businesses with dominant market positions, supported by strategic tailwinds that may compound cashflows over the long term. We believe such companies exist across the market, with particularly strong opportunities today in tech and AI-related industries, in health care themes such as the growth of GLP-1 drugs, and in the long-term brand heritage of the luxury goods sector.

Historically, the duration of high-quality companies has been underestimated. Maintaining conviction over the long-term is key to building a quality core – leading us to prefer high-conviction alpha strategies to implement quality as a long-term theme. Our BlackRock Global Unconstrained Equity Fund seeks to generate high-quality alpha from stock-specific features as earnings growth compounds. We also like systematic strategies leveraging large data sets to help generate insights, identify high-quality stocks and generate stock-specific alpha, such as the BlackRock Systematic ESG World Equity Fund. In the index space, our sector-controlled iShares MSCI World Quality Factor ESG UCITS ETF (IWQE) could help to bolster resilience while capitalising on quality exposure.

For data reference sources, please refer to the notes on page 11.

Midyear 2024 Investment Directions

FOR PROFESSIONAL CLIENTS ONLY

Quality

- IWQE** [iShares MSCI World Quality Factor ESG UCITS ETF](#)
- BlackRock Global Unconstrained Equity Fund (UK)**
- BSF BlackRock Systematic ESG World Equity Fund**

Read our full range of factors views in [Precision Insights: Factors](#).

Warming up to European equities

While we're not yet overweight European equities, investors have been warming to the region. The earnings picture for Europe has turned much more positive. From 2010 to 2020, European equities registered little-to-negative EPS growth. Today, EPS is 31% higher vs. 2010 levels:⁴ we believe structural changes have equipped the region for better earnings growth, thanks to a repaired banking sector, reduced index exposure to challenged sectors such as autos, and higher international revenues. Investors have allocated \$12.5B to European equity ETPs YTD – outpacing the \$7.6B added globally over 2023 – with flows from outside Europe hitting the highest level since 2021.⁵

Against this positive backdrop, we saw political uncertainty rise in European markets in late H1 – reinforcing our preference for quality and selectivity. We look to access Europe through high-conviction alpha-seeking strategies like the BlackRock Continental European Fund, which sees opportunity in construction, banks, semiconductors, luxury goods and health care. In index strategies, we target early-cycle beneficiaries like European banks, looking to our iShares STOXX Europe 600 Banks UCITS ETF (DE) (SX7PEX). Our conviction goes beyond net interest income: European banks have improved in quality, with room to run in 2024, in our view – especially as they trade cheaply vs. their own history and remain a key income-returning sector in Europe.⁶

Selectivity in EM equities

Elections dominated the EM landscape over H1: we see political uncertainty starting to recede in Q3, but remain mixed on EM equities for now. We stand ready to add to equities in markets with stable macro backdrops and policy outlooks. We believe India may have reached that threshold after the recent election. Rich valuations are largely justified, in our view, and we see India supported by long-term tailwinds including youthful demographics and the rewiring of global supply chains. A solid base of domestic investor participation,⁷ paired with rising international interest, supports our positive view. A record \$10B was added to Indian equity ETPs globally in 2023, with \$6.2B going into EMEA and US-listed exposures – a trend that's continued in 2024, with international interest accounting for 82% of global Indian equity ETP flows.⁸ Amid dispersion across broader EM, active stock selection may help to differentiate potential winners and losers: our BSF Emerging Markets Equity Strategies Fund offers a flexible, unconstrained approach with the ability to express conviction on the long and the short side.

Harnessing the low-carbon transition

We stay positive on key materials and miners powering the low-carbon transition. Copper has been a 2024 bright spot, with supply-chain investment lagging demand.⁹ As this deficit widens, it should feed through into better margins for copper miners, we believe. Although copper pulled back from highs in Q2 due to concerns around oversupply in China,¹⁰ we don't see this impacting the long-term deficit – and believe it opens an entry point to build strategic positions. We favour exposure through commodity equities, such as our iShares Copper Miners UCITS ETF (COPM), to hedge price volatility and take advantage of the disconnect between materials and commodity spot prices, with supply-demand technicals feeding through faster in direct commodity prices. Copper also plugs into structural themes including electrification and decarbonisation – a tailwind for the BGF Brown to Green Materials Fund, which presents an investment opportunity from a re-rating perspective for materials companies essential to the low-carbon transition.

Past flows into global ETPs are not a guide to current or future flows and should not be the sole factor of consideration when selecting a product. See appendix for 5Y data. For data reference sources, please refer to the notes on page 11.

Midyear 2024 Investment Directions

FOR PROFESSIONAL CLIENTS ONLY

European equities

SX7PEX

iShares STOXX Europe 600 Banks UCITS ETF (DE)



BlackRock Continental European Fund

Read our full range of views across GICS Level 1 sectors in [Precision Insights: Sectors](#).

EM equities

NDIA

iShares MSCI India UCITS ETF



BSF Emerging Markets Equity Strategies Fund

Read our full range of granular views across EM equity and debt in [Precision Insights: Emerging markets](#).

Low-carbon transition

COPM

iShares Copper Miners UCITS ETF



BGF Brown to Green Materials Fund

Looking to the next leg in AI

Our conviction in AI continues to grow: the past year has seen rising adoption of AI tools, with the promise of much more to come. We think the AI wave is underpinned by solid fundamentals: in Q1, ex-Magnificent 7 S&P 500 earnings growth registered at -3.8% YoY vs. 0.7% YoY for the broader index.¹¹ Moreover, we see AI buoyed by the vast investment required as AI tech scales up. Yet the proliferation of 'AI companies' calls for selectivity. The BGF World Technology Fund takes a bottom-up, fundamental approach, targeting firms with established market positions, strong pricing power and profitability in areas such as software, generative AI and onshoring. We still like semiconductors as a foundational play, but look to the next leg of the AI trade, centred on the rapid growth of tools and the vast data sets required to train them. We think this opens opportunities in three key areas: **protecting** data and consumers from digital threats, and **building** out and **powering** the vast infrastructure required.

Protecting data and consumers through digital security

We look to the next leg of AI investment in digital security, as firms seek cutting-edge solutions to protect large datasets used to train AI models – and their consumers. Our iShares Digital Security UCITS ETF (LOCK) offers diversified exposure to firms keeping data safe across cybersecurity, hardware and physical security.

Building out AI infrastructure

Significant capex spending will be needed as companies continue to invest in AI capabilities: more servers will require more data centres to house them – which will in turn drive demand for water cooling systems and energy infrastructure. Our iShares Global Infrastructure UCITS ETF (INFR) looks well-positioned for this demand, with a 53% tilt to the utilities sector.¹² Raw materials will also be in focus: for example, every megawatt of data centre power requires 20–40 tonnes of copper. This could add 2% of current demand,¹³ which the copper industry is already struggling to meet (see p. 4) – offering a potential tailwind for our iShares Copper Miners UCITS ETF (COPM).

Listed infrastructure exposures also look well-positioned as a low-volatility, high-yielding inflation hedge, providing liquid access to infrastructure sub-sectors. Private markets are also being increasingly integrated into investors' strategic asset allocation for their distinct investment prospects, and are set to benefit from all three mega forces driving the transformation. We're looking to develop new products accessible to Wealth investors over the coming months; our BlackRock Future Generations Private Equity ELTIF can provide exposure to growth themes driven by long-term mega forces (see p. 10).

Powering AI's expansion

AI data centres' electricity consumption is expected to total as much as 1k terawatt hours by 2026, roughly equal to the total current power demand of Japan and significantly outpacing current supply.¹⁴ Beyond the power demands of data centres, the average search using generative AI can use nearly 10x the energy of a conventional web search.¹⁵ We stay constructive on the energy sector, which remains cheap after a poor 2023 due to negative earnings, trading at 11.2x 12m forward earnings vs. its 10Y average of 16.9x.¹⁶ Energy ETPs have seen \$5.7B of global outflows YTD – we see room for allocations to rise as sentiment recovers.¹⁷ The key input will be earnings, which are improving – as shown by the three-month change in analyst revisions.¹⁸ Our BlackRock Energy and Resources Income Trust offers targeted exposure to companies pivotal to the global economy, providing essential materials for new infrastructure and playing a crucial role in the low-carbon transition.

Past flows into global ETPs are not a guide to current or future flows and should not be the sole factor of consideration when selecting a product. See appendix for 5Y data. For data reference sources, please refer to the notes on page 11.

Midyear 2024 Investment Directions

FOR PROFESSIONAL CLIENTS ONLY

AI today

SEMI

[iShares MSCI Global Semiconductors UCITS ETF](#)

[BGF World Technology Fund](#)

Looking to the next leg of the AI trade

Protect

LOCK

[iShares Digital Security UCITS ETF](#)

Build

INFR

[iShares Global Infrastructure UCITS ETF](#)

Power

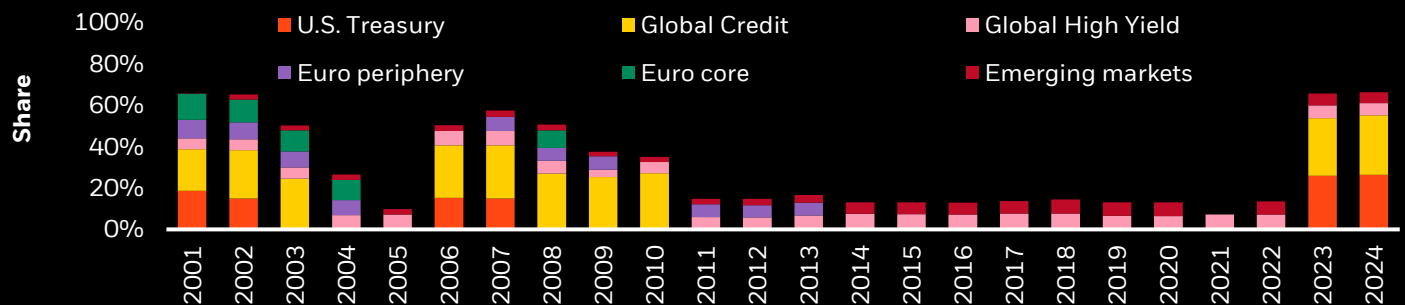
[BlackRock Energy and Resources Income Trust plc](#)

Higher-for-longer rates mean carry is king

The ECB began its rate-cutting cycle in June, decoupling policy from the US Federal Reserve (Fed). Divergent paths down from peak rates reflect today's unique economic cycle, where US growth has remained resilient in the face of restrictive rates – ultimately keeping default rates and credit spreads reasonably contained.¹ Meanwhile, sticky inflation – particularly in the services sector² – is keeping DM central bankers cautious on the pace of cuts. Despite similar market pricing, we see more room for the European Central Bank (ECB) to cut this year. Restrictive policy is more binding in Europe, and while fiscal spending is helping to keep policy rates high in the US (and risks some term premium at the long end of the curve), we expect less fiscal stimulus in Europe. We see better relative value opportunities in EUR vs. USD credit, despite higher costs of capital and an elevated wage backdrop.³ We look to lock in elevated yields via fixed maturity products in both regions and see structural tailwinds supporting select EM debt exposures.

Income is back in fixed income

Fixed income assets yielding over 4%, 2001 - 2024



Sources: BlackRock Investment Institute, with data from Refinitiv Eikon, June 2024. Note: The bars show market capitalization weights of assets with an average annual yield over 4% in a select universe that represents about 70% of the Bloomberg Multiverse Bond Index. Euro Core is based on French and German government bonds indexes. Euro periphery is based on an average of government debt indexes for Italy, Spain and Ireland. Emerging markets combine external and local currency debt.

Staying nimble with duration in rates

Uncertainty over the US election outcome and its implications for the global economy could encourage investors to pare back risk-taking as November nears. With eight of the G10 central banks expected to have started lowering policy rates ahead of the US vote,⁴ government bond investors may consider closing underweight duration positions heading into Q4. Our conviction at this juncture is in European government bonds (EGBs) vs. their US counterparts, given a more certain policy outlook. While a shallower rate cut cycle vs. history is likely on both sides of the Atlantic, we see more cuts coming through in Europe. In the US, we maintain our preference for the front end of the curve, while we feel more comfortable extending duration in Europe.

Investors may seek to lock in elevated yields via fixed maturity products (FMPs). We see an income opportunity in Italy, against a backdrop of ECB rate cuts. FMPs such as our iShares iBonds Dec 2028 Term € Italy Govt Bond UCITS ETF (28IY) hold a diversified basket of bonds (such as Italian BTPs) with similar maturity dates and distribute a final payment at maturity. Broad EGB exposures have continued to gather flows, with \$2.9B added to global EGB ETPs in Q2, after \$1.9B in Q1. Blended maturity (\$3.1B) and long-duration EGBs (\$1.1B) have been the most popular and consistent flow gatherers YTD.⁵

Past flows into global ETPs are not a guide to current or future flows and should not be the sole factor of consideration when selecting a product. See appendix for 5Y data. For data reference sources, please refer to the notes on page 11.

Midyear 2024 Investment Directions

FOR PROFESSIONAL CLIENTS ONLY

Government bonds

28IY

iShares iBonds Dec 2028 Term
€ Italy Govt Bond UCITS ETF

IBTS

iShares \$ Treasury Bond 1-
3yr UCITS ETF

Getting selective in EM debt

We maintain conviction in Indian government bonds (IGBs), with inclusion in JP Morgan EM bond indices having kicked off in June 2024, and Bloomberg set to follow suit in early 2025. Inclusion means that Indian bonds are becoming more accessible to international investors. The IGB market has traditionally been complex and challenging to access relative to other emerging markets – our iShares India INR Govt Bond UCITS ETF (INGB) can help investors circumvent the operational hurdles and inefficiencies faced by direct investment in the underlying markets in a cost-efficient manner. We see room for investors to start building allocations to India in fixed income, given that international ownership is coming off a low base of just 1.9%.⁶ Low foreign ownership means IGBs can act as a diversifier within portfolios; they're not only lowly-correlated to euro credit and global HY (at 0.17 and 0.46, respectively), but also vs. broader EM debt, with a sub-0.5 correlation to both local and hard currency debt indices.⁷

At 7.1%, IGBs yield slightly more than broad local EMD indices (6.8%), though it's worth noting that the India index has a slightly higher duration profile vs. broader EM debt.⁸ From a top-down index perspective, we see potential for Indian bonds as a carry trade. Additionally, from a bottom-up, alpha-seeking perspective, we're observing numerous emerging opportunities across the broader market.

Our BGF Emerging Markets Bond Fund has been capitalising on the favourable global environment, which includes robust or resilient global growth and the initiation of rate cuts by DM central banks. The fundamentals in EM sovereign debt are improving, with expectations of more net rating upgrades than downgrades in 2024. Following numerous macroeconomic divergences in the post-Covid world, such as inflation, geopolitics, recession fears, and varying growth cycles, along with a busy global election cycle, we have strong conviction that there will be ample opportunities for alpha generation through strategic and tactical security and country selection in EM debt.

Seeking relative value in €HY

We prefer €HY to US counterparts on a relative value basis. Option-adjusted spreads (OAS) are wider, attractive carry is supported by a large yield cushion, and fundamentals have remained fairly resilient despite a higher cost of capital and an elevated wage backdrop.⁹ Median leverage for € investment grade (IG) and HY issuers remains below the recent peak – in fact, while €IG coverage ratios have declined in recent quarters, €HY metrics have been range-bound.¹⁰ Looking at technicals, broader €HY and Non-Financial Senior gross supply is at the highest YTD pace since 2021, and ahead of pre-pandemic volumes – however, attractive yields mean elevated supply has been well-digested so far.¹¹

Attractive yields and a relative value opportunity vs. \$HY favour a broad, diversified index approach to €HY, in our view, such as our iShares Broad € High Yield Corp Bond UCITS ETF (EH1Y). Amid a still-restrictive rate environment and macro uncertainty, we see dispersion staying elevated in the asset class – a theme investors can tap into through alpha-seeking strategies, like our BGF European High Yield Bond Fund, with potential to generate alpha through credit selection and short duration positioning.

For data reference sources, please refer to the notes on page 11.

Midyear 2024 Investment Directions

FOR PROFESSIONAL CLIENTS ONLY

EMD

INGB

iShares India INR Govt Bond UCITS ETF

BGF Emerging Markets Bond Fund

Read our full range of granular views across EM equity and debt in [Precision Insights: Emerging markets](#).

High yield

EH1Y

iShares Broad € High Yield Corp Bond UCITS ETF

BGF European High Yield Bond Fund

Read our full range of granular views across USD and EUR credit in [Precision insights: credit](#).

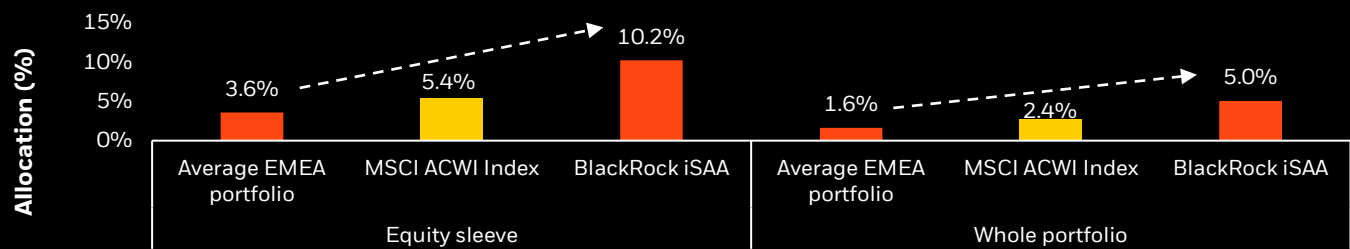
A transforming landscape requires new diversifiers

We've seen an erosion in the traditional role of long-term bonds for portfolio ballast, against a backdrop of increasing equity-bond correlation – US bonds and stocks are currently the most correlated they have been since 2000¹ – as well as higher inflation. Structurally elevated geopolitical risk means this dynamic is likely to persist, in our view. We think this calls for looking to alternative asset classes for diversification and returns.

We see room to dial up exposure to Japanese equities within strategic asset allocations, as we see EMEA investors still being underweight in their portfolios vs. global equity benchmarks such as the MSCI ACWI – see the chart below. We think global macro funds have a larger role to play in driving potential returns across asset classes and geographies. We also look to private markets, which may benefit from strategic tailwinds like supply-chain rewiring and demographic divergence.

We call for higher allocations to Japanese equities in average multi-asset portfolios

Japanese equity allocation optimised for a moderate risk multi-asset EMEA portfolio, May 2024



This information is not intended as a recommendation to invest in any particular asset class or strategy or as a promise – or even estimate – of future performance. Forecasts are not a reliable indicator of future performance. Source: BlackRock Investment Institute. Data as of 30 April 2024; time period: 10 years. Morningstar, EMEA average portfolio positioning as of 31 March 2024. Return assumptions are total nominal returns. Asset return expectations are net of assumed fees. Fees and alpha are estimates for illustrative purposes only and do not represent any actual fund performance. Indices are unmanaged and one cannot invest directly in an index. These portfolios represent a sample of the various possible solutions on the efficiency frontier. BlackRock has not considered the specific needs of the client and is not making any recommendation of any particular option. You should consider the most appropriate allocation for your needs. ‘Moderate risk portfolio’ defined as one targeting 9% volatility. ‘Whole portfolio’ weighting for average EMEA portfolio based on equity sleeve accounting for 45% of average EMEA portfolio analysed; ‘Whole Portfolio’ weighting for MSCI ACWI Index and BlackRock iSAA based on equity sleeve accounting for 49.2% of a multi-asset EMEA portfolio optimised for a moderate level of risk.

Solving for underexposure to Japan

We think Japan presents a compelling opportunity due to shareholder-friendly corporate reforms, an inflation renaissance and increased domestic investor participation. We interpret the Bank of Japan’s move towards positive rates as a step towards normalisation rather than tightening, and the end of yield curve control as a catalyst for institutional investors to rotate capital into the market. Our analysis of EMEA portfolios highlights ample room for upping allocations: Japanese equities account for only 3.6% of the average equity sleeve and 1.6% of the average whole portfolio – see chart.² Closing the underweight could help to diversify the equity sleeve from areas of concentration, such as the Magnificent 7; an unhedged position in Japanese equities, moreover, can act as a diversifier if global equities fall, as yen appreciation tends to outweigh the equity downside.³ Our iShares MSCI Japan UCITS ETF (IJPN) offers simplified access to Japanese large and mid-cap equities, serving as a core building block to close the gap in portfolios. For those looking to take allocations further, our BGF Japan Flexible Equity Fund combines bottom-up stock selection and a top-down thematic approach to capture Japan’s structural tailwinds.

Japan

- IJPN **iShares MSCI Japan UCITS ETF**
- BGF Japan Flexible Equity Fund**

For data reference sources, please refer to the notes on page 11.

Midyear 2024 Investment Directions

FOR PROFESSIONAL CLIENTS ONLY

Active equity income as ballast

Elevated macro uncertainty and the decoupling of traditional asset correlations have led investors to seek sources of return with less correlation to broad equity market risk. Dividend strategies, such as the iShares World Equity High Income UCITS ETF (WINC), offer a defensive tilt within equities, with consistent cash flows helping to boost diversification. Our systematic equity income strategies, available in ETF and mutual fund wrappers, take an innovative approach to generating income with lower volatility – by combining human insight, big data and AI/machine learning – balancing yield targets without compromising defensive qualities. An options overlay allows them to potentially enhance income and participate in market upside with minimal drawdowns and illustrates how investors are getting more granular and sophisticated when it comes to diversifying portfolios through index and active funds.

Diversifying through liquid alts

As a result of higher interest rates, some investors have decreased their allocations to liquid alternatives in favour of fixed income over recent years. However, heightened correlation of fixed income to equities means bonds may not provide the same ballast in portfolios. We believe liquid alternatives, especially those targeting higher absolute returns, could enhance portfolios by delivering returns without as much broad equity market risk. Macro-trading strategies, like our BlackRock Tactical Opportunities Fund, have the ability to invest across regions and asset classes, and may be able to deliver strong outcomes to investors due to their ability to capitalise on dispersion and fluctuations in growth, inflation, policy and pricing, and to add alpha on top of cash rates.

Moreover, strategies focusing on specialised market segments – for example, equity markets in Asia-Pacific, which show high levels of intra-asset class dispersion – are also poised to deliver positive risk-adjusted returns. Through bottom-up analysis, our BSF Asia Pacific Absolute Return Fund offers a liquid pure alpha play to navigate idiosyncratic dislocations in the region and generate potential returns from single names in both the long and short book.

Hedging for geopolitical risk via gold

We remain constructive on gold. The precious metal has registered all-time highs this year, driven by continued demand from central banks. We expect this to support prices into year-end, despite the recent pause in gold buying by the People's Bank of China. Prices have rebounded from a sharp dip after the announcement, amid robust demand from other central bank buyers.⁴

We see a strong role for gold as a diversifier and portfolio hedge, with inflation expected to remain above central bank targets in many DMs, and elections and ongoing conflicts driving geopolitical risk higher. The longer gold is held as a structural allocation in portfolios, the better its diversification benefits, we find, with a <0.3 correlation to broad equities over a 10Y+ period.⁵ We've recently seen investor interest in the metal rise, with flows into global gold ETPs turning positive in May and June, led by EMEA investors, after 12 months of outflows.⁶ Increased interest has also come through in gold options during periods of elevated geopolitical tension this year, as investors seek to hedge and maintain exposure for further gold upside. Our iShares Physical Gold ETC (IGLN) is 100% physically backed, and the most liquid gold ETC in Europe.⁸

Past flows into global ETPs are not a guide to current or future flows and should not be the sole factor of consideration when selecting a product. See appendix for 5Y data. For data reference sources, please refer to the notes on page 11.

Midyear 2024 Investment Directions

FOR PROFESSIONAL CLIENTS ONLY

Income

WINC

iShares World Equity High Income UCITS ETF



BlackRock UK Income Fund

Liquid alts



BSF Asia Pacific Absolute Return Fund



BlackRock Tactical Opportunities Fund

Gold

IGLN

iShares Physical Gold ETC

Hedging through ETF options



Listed options are available on our ETF ranges, to help investors manage volatility in portfolios, especially at a time of elevated geopolitical risk and inherent uncertainty around how the current transformation plays out. Speak to your BlackRock representative to learn more.

Building strategic exposure to private markets

As technology, central bank rate paths, and the low-carbon transition landscape evolve, we think private equity (PE) offers several advantages when blended with public equities in a portfolio, beyond a pure returns basis. While global policy rates are expected to decline over H2, the cutting cycle may be shallow – keeping rates higher for longer. This has shifted PE investing from a focus on leverage and multiple expansion to operational improvements, revenue growth and margin expansion. We expect the asset class to continue generating strong returns over a strategic horizon, with M&A activity already up 34% YoY in Q1 this year.⁹ The BlackRock Investment Institute's Capital Market Assumptions point to an optimal private markets allocation of 15-20% – yet our analysis shows that, on average, EMEA portfolios allocate less than 1% to the asset class, suggesting widespread structural underallocation.⁹

Our BlackRock Future Generations Private Equity ELTIF offers a high-conviction portfolio of private equity assets, with potential diversification benefits and upside through the private nature of its constituent firms. The Fund's alignment to five key themes shaping the outlook for future generations – climate, resources, wellbeing, education and financial inclusion – also positions it well for tailwinds off the back of the low-carbon transition and the broader transformation we see unfolding, in our view.

'Outsourcing' diversification through multi-asset funds

Heightened macro uncertainty over the past year has meant that investors have had to work harder to diversify their portfolios for all-weather situations. Yet markets are interconnected and new information can impact more than one asset class – especially with mega forces at play. Fluctuations in economic activity and investor sentiment may not have an equal impact across various segments that can comprise an asset class, so portfolio resilience is key.

In an environment of greater dispersion and multiple expansion, investors may choose to 'outsource' portfolio diversification by allocating to multi-asset strategies, like our BlackRock MyMap range – a suite of ready-made multi-asset funds that have been built with a risk level in mind, ranging from more cautious to more adventurous.

Private markets

 **BlackRock Future
Generations Private Equity
ELTIF**

Reassessing whole portfolio assumptions

Our Portfolio Consulting team can help investors determine optimal allocations across asset classes to achieve their investment objectives. The team can also assess exposure to mega forces transforming the investment landscape, to manage risk while working towards targets such as decarbonisation. Speak to your BlackRock representative to learn more.

Multi-asset

 **BlackRock MyMap**

For data reference sources, please refer to the notes on page 11.

Midyear 2024 Investment Directions

FOR PROFESSIONAL CLIENTS ONLY

Notes

UK assets (p. 2)

- 1, 2 Source: Bloomberg, as of 28 June 2024.
- 3 Source: Bloomberg, June 2024.
- 4, 6 Source: BlackRock and Markit, as of 28 June 2024
- 5 Source: FTSE, June 2024.

Equities (pp. 3-5)

- 1, 3 Source: Bloomberg, as of 28 June 2024.
- 2 Source: Bloomberg, as of 18 June 2024. Note: equity market as represented by SPX Index.
- 4 Source: LSEG Datastream, as of 7 May 2024.
- 5, 8, 17 Source: BlackRock and Markit, as of 28 June 2024.
- 6 Source: Bloomberg, as of 20 May 2024. Based on estimates on the Stoxx Europe 600 Banks Index.
- 7 Source: Goldman Sachs, as of 21 May 2024.
- 9 Source: LME, Bloomberg, as of 15 April 2024.
- 10 Source: Bloomberg, June 2024.
- 11 Source: Bloomberg, June 2024.
- 12 Source: BlackRock, as of 28 June 2024.
- 13, 14 Source: BlackRock, [The new infrastructure blueprint](#), June 2024.
- 15 Source: Joule, "The growing energy footprint of artificial intelligence," October 2023.
- 16, 18 Source: LSEG Datastream, MSCI, as of 31 May 2024.

Fixed income (pp. 6-7)

- 1, 2, 3, 8 Source: Bloomberg, as of 28 June 2024.
- 4 Source: Bloomberg, June 2024.
- 5 Source: BlackRock and Markit, as of 28 June 2024.
- 6 Source: Reuters, as of 1 December 2023.
- 7 **This information is not intended as a recommendation to invest in any particular asset class or strategy or as a promise - or even estimate - of future performance.** Source: BlackRock Investment Strategy EMEA, BlackRock Aladdin, Morningstar. Portfolio average allocation based on 294 moderate multi-asset portfolios collected by between 02/01/2024 – 28/03/2024. Currency: EUR. Correlations data as of 21 May 2024. For illustrative purposes only, and subject to change.
- 9 Source: Bloomberg, June 2024.
- 10 Source: Bloomberg, June 2024.
- 11 Source: Bloomberg, June 2024.

Portfolio diversifiers (pp. 8-10)

- 1 Source: Source: LSEG Datastream. Bonds represented by the US Generic Government 10Y Index, stocks represented by the S&P 500 Index.
- 2 Source: BlackRock and MSCI, as of 30 April 2024. Time period: 10 years. Morningstar, EMEA average portfolio positioning as of 31 March 2024. These portfolios represent a sample of the various possible solutions on the efficiency frontier. BlackRock has not considered the specific needs of the client and is not making any recommendation of any particular option. You should consider the most appropriate allocation for your needs. 'Whole portfolio' allocations based on equity sleeve accounting for 45% of portfolio.
- 3 Source: BlackRock, June 2024.
- 4 Source: Bloomberg, as of 28 June 2024.
- 5 Source: Bloomberg, June 2024.
- 6 Source: BlackRock and Markit, as of 28 June 2024.
- 7 Source: BlackRock, June 2024.
- 8 Source: Goldman Sachs, as of 28 March 2024.
- 9 Source: BlackRock Portfolio Consulting EMEA, BlackRock Aladdin, Morningstar, March 2024. Portfolio average allocation based on 294 moderate portfolios collected between 02/01/2024 – 28/03/2024. Currency: EUR.

Midyear 2024 Investment Directions

Annual flows into global ETPs by exposure type, 2019 – 2024 to date

	2019	2020	2021	2022	2023	2024 YTD
European equity	-\$5.2B	\$7.6B	\$27.5B	-\$16.5B	\$7.6B	\$12.8B
Indian equity	\$1.1B	\$0.13B	\$0.83B	-\$0.94B	\$9.99B	\$9.2B
Eurozone rates	\$1.0B	\$4.9B	\$2.6B	\$6.7B	\$12.8B	\$5.0B
Energy sector	-\$4.2B	\$24.9B	\$25.2B	-\$1.9B	-\$9.2B	-\$5.7B
Gold	\$19B	\$45.5B	-\$9.7B	-\$3.3B	-\$14.9B	-\$5.8B
UK credit	\$0.9B	-\$0.2B	-\$0.1B	\$0.3B	\$1.1B	\$0.4B
UK rates	\$0.5B	\$0.B	\$0.1B	\$1.7B	\$4.3B	\$0.7B
UK large cap equity	\$3.4B	\$3.9B	\$0.8B	\$1.5B	\$0.6B	-\$0.01B
UK mid cap equity	\$3.5B	\$0.0B	-\$0.6B	-\$0.9B	-\$0.3B	\$0.5B

Source: BlackRock and Markit, as of 3 July 2024. **Past flows into global ETPs are not a guide to current or future flows and should not be the sole factor of consideration when selecting a product.**

BlackRock's Long-Term Capital Market Assumption Disclosures: This information is not intended as a recommendation to invest in any particular asset class or strategy or product or as a promise of future performance. Note that these asset class assumptions are passive, and do not consider the impact of active management. All estimates in this document are in US dollar terms unless noted otherwise. Given the complex risk-reward trade-offs involved, we advise clients to rely on their own judgment as well as quantitative optimisation approaches in setting strategic allocations to all the asset classes and strategies. References to future returns are not promises or even estimates of actual returns a client portfolio may achieve. Assumptions, opinions and estimates are provided for illustrative purposes only. They should not be relied upon as recommendations to buy or sell securities. Forecasts of financial market trends that are based on current market conditions constitute our judgment and are subject to change without notice. We believe the information provided here is reliable, but do not warrant its accuracy or completeness. If the reader chooses to rely on the information, it is at its own risk. This material has been prepared for information purposes only and is not intended to provide, and should not be relied on for, accounting, legal, or tax advice. The outputs of the assumptions are provided for illustration purposes only and are subject to significant limitations. "Expected" return estimates are subject to uncertainty and error. Expected returns for each asset class can be conditional on economic scenarios; in the event a particular scenario comes to pass, actual returns could be significantly higher or lower than forecasted. Because of the inherent limitations of all models, potential investors should not rely exclusively on the model when making an investment decision. The model cannot account for the impact that economic, market, and other factors may have on the implementation and ongoing management of an actual investment portfolio. Unlike actual portfolio outcomes, the model outcomes do not reflect actual trading, liquidity constraints, fees, expenses, taxes and other factors that could impact future returns.

Index Disclosures: Index returns are for illustrative purposes only and do not represent any actual fund performance. Index performance returns do not reflect any management fees, transaction costs or expenses. Indices are unmanaged and one cannot invest directly in an index.

General disclosure: This material is intended for information purposes only, and does not constitute investment advice, a recommendation or an offer or solicitation to purchase or sell any securities to any person in any jurisdiction in which an offer, solicitation, purchase or sale would be unlawful under the securities laws of such jurisdiction. This material may contain estimates and forward-looking statements, which may include forecasts and do not represent a guarantee of future performance. This information is not intended to be complete or exhaustive. No representations or warranties, either express or implied, are made regarding the accuracy or completeness of the information contained herein. The opinions expressed are as of May 2024 and are subject to change without notice. Reliance upon information in this material is at the sole discretion of the reader. Investing involves risks.

BlackRock Sustainable Sterling Strategic Bond Fund

The Fund is actively managed. The IM has discretion to select the Fund's investments and is not constrained by any benchmark. 3-month SONIA should be used by unitholders to compare the performance of the Fund. The Fund's carbon emission intensity score is measured against the Index.

BlackRock UK Income Fund

The Fund is actively managed and the IA has discretion to select the Fund's investments. In doing so, the IA will refer to the FTSE All-Share Index (the "Index") when constructing the Fund's portfolio, and also for risk management purposes to ensure that the active risk (i.e. degree of deviation from the index) taken by the Fund remains appropriate given the Fund's investment objective and policy. The IA is not bound by the components or weighting of the Index when selecting investments. The IA may also use its discretion to invest in securities not included in the Index in order to take advantage of specific investment opportunities. However, the geographical scope of the investment objective and policy may have the effect of limiting the extent to which the portfolio holdings will deviate from the Index. The Index should be used by unitholders to compare the performance of the Fund.

BlackRock Global Unconstrained Equity Fund

The Fund is actively managed and the IM has discretion to select the Fund's investments. The Fund has an unconstrained investment style (i.e. it will not take a benchmark index into account when selecting the Fund's investments). However, the IM will refer to the MSCI World Index (the Index) for risk management purposes to ensure that the active risk (i.e. degree of deviation from the Index) taken by the Fund remains appropriate given the Fund's investment objective and policy (including, in particular, its unconstrained investment style). The IM is not bound by the components or weighting of the Index and may use its discretion to invest in securities not included in the Index. The Fund's portfolio holdings are expected to deviate materially from the Index. The Index should be used by investors to compare the performance of the Fund.

BlackRock Systematic ESG World Equity Fund

The Fund is actively managed and the IA has discretion to select the Fund's investments. In doing so, the IA may refer to the MSCI World Index (the "Index") when constructing the Fund's portfolio, and also for risk management purposes to ensure that the active risk (i.e. degree of deviation from the Index) taken by the Fund remains appropriate given the Fund's investment objective and policy. The IA is not bound by the components or weighting of the Index when selecting investments. The IA may also use its discretion to invest in securities not included in the Index in order to take advantage of specific investment opportunities. The Fund's portfolio holdings are expected to deviate materially from the Index. The Index should be used by shareholders to compare the performance of the Fund.

BlackRock Continental European Fund

The Fund is actively managed and the IA has discretion to select the Fund's investments. In doing so, the IA will refer to the FTSE World Europe ex-UK Index (the "Index") when constructing the Fund's portfolio, and also for risk management purposes to ensure that the active risk (i.e. degree of deviation from the index) taken by the Fund remains appropriate given the Fund's investment objective

and policy. The IA is not bound by the components or weighting of the Index when selecting investments. The IA may also use its discretion to invest in securities not included in the Index in order to take advantage of specific investment opportunities. However, the geographical scope of the investment objective and policy may have the effect of limiting the extent to which the portfolio holdings will deviate from the Index. The Index should be used by unitholders to compare the performance of the Fund.

BSF Emerging Markets Equity Strategies Fund

The Fund is actively managed and the IA has discretion to select the Fund's investments. In doing so, the IA will refer to the MSCI Emerging Markets Index (the "Index") when constructing the Fund's portfolio, and also for risk management purposes to ensure that the active risk (i.e. degree of deviation from the index) taken by the Fund remains appropriate given the Fund's investment objective and policy. The IA is not bound by the components or weighting of the Index when selecting investments. The IA may also use its discretion to invest in securities not included in the Index in order to take advantage of specific investment opportunities. However, the geographical scope of the investment objective may have the effect of limiting the extent to which the portfolio holdings will deviate from the Index. The Index should be used by shareholders to compare the performance of the Fund.

BGF Brown to Green Materials Fund

The Fund is actively managed, and the IA has discretion to select the Fund's investments. In the opinion of the IA, the MSCI All Countries World Index (the "Index") is a fair representation of the Fund's investment universe and should be used by investors to compare the performance of the Fund. The Index measures the performance of large and mid-capitalisation stocks across developed and emerging markets countries.

BGF World Technology Fund

The Fund is actively managed, and the IA has discretion to select the Fund's investments. In doing so, the IA may take into consideration the MSCI AC World Information Technology Index (the "Index") when constructing the Fund's portfolio, and also for risk management purposes to ensure that the active risk (i.e. degree of deviation from the Index) taken by the Fund remains appropriate given the Fund's investment objective and policy. The IA is not bound by the components or weighting of the Index when selecting investments. The IA may also use its discretion to invest in securities not included in the Index in order to take advantage of specific investment opportunities. However, the sector requirements of the investment objective and policy may have the effect of limiting the extent to which the portfolio holdings will deviate from the Index. The Index should be used by investors to compare the performance of the Fund.

BlackRock Energy and Resources Income Trust plc

The Fund is actively managed and the Investment Manager has discretion to select the Fund's investments.

BGF Emerging Markets Bond Fund

The Fund is actively managed, and the IA has discretion to select the Fund's investments. In doing so the IA will refer to the J.P. Morgan Emerging Markets Bond Index Global Diversified Index (the "Index") when constructing the Fund's portfolio, and also for risk management purposes to ensure

Midyear 2024 Investment Directions

that the active risk (i.e. degree of deviation from the index) taken by the Fund remains appropriate given the Fund's investment objective and policy. The IA is not bound by the components or weighting of the Index when selecting investments. The IA may also use its discretion to invest in securities not included in the Index in order to take advantage of specific investment opportunities. However, the geographical scope of the investment objective and policy may have the effect of limiting the extent to which the portfolio holdings will deviate from the Index. The Index should be used by investors to compare the performance of the Fund.

BGF European High Yield Bond Fund

The Fund is actively managed, and the IA has discretion to select the Fund's investments. In doing so, the IA will refer to the Bloomberg Pan European High Yield 3% Issuer Constrained Index EUR Hedged (the "Index") when constructing the Fund's portfolio, and also for performance comparison and risk management purposes as further described in the prospectus. The IA is not bound by the components or weighting of the Index and may also use its discretion to invest in securities not included in the Index. However, the geographical scope and credit rating requirements of the investment objective and policy may limit the extent to which the portfolio holdings will deviate from the Index.

BGF Japan Flexible Equity Fund

The Fund is actively managed, and the IA has discretion to select the Fund's investments. In doing so, the IA will refer to the MSCI Japan Index (the "Index") when constructing the Fund's portfolio, and also for risk management purposes to ensure that the active risk (i.e. degree of deviation from the Index) taken by the Fund remains appropriate given the Fund's investment objective and policy. The IA is not bound by the components or weighting of the Index when selecting investments. The IA may also use its discretion to invest in securities not included in the Index in order to take advantage of specific investment opportunities. However, the geographical scope of the investment objective and policy may have the effect of limiting the extent to which the portfolio holdings will deviate from the Index. The Index should be used by investors to compare the performance of the Fund.

iShares World Equity High Income UCITS ETF

The Fund is actively managed, and the IM has discretion to select the Fund's investments. In doing so may take into consideration the MSCI World Index (the "Index") when constructing the Fund's portfolio, and also for risk management purposes to ensure that the active risk (i.e. degree of deviation from the index) taken by the Fund remains appropriate given the Fund's investment objective and policy. The IM is not bound by the components or weighting of the Index when selecting investments. The IM may also use its discretion to invest in securities not included in the Index in order to take advantage of specific investment opportunities. The Fund's portfolio holdings are expected to deviate materially from the Index.

BSF Asia Pacific Absolute Return Fund

The Fund is actively managed and the IA has discretion to select the Fund's investments and is not constrained by any benchmark in this process. The 3 Month Secured Overnight Financing Rate (SOFR) compounded in arrears plus 26.1 basis point spread should be used by shareholders to compare the performance of the Fund. Compounding in arrears is a methodology that compounds daily values of the overnight rate throughout the relevant term period (i.e.3 Months).

BlackRock Tactical Opportunities Fund

The Fund is actively managed. The IM (investment manager) has discretion to select the Fund's investments and is not constrained by any benchmark in this process.

MyMap 3 Select ESG Fund

The Fund is actively managed without reference to a benchmark, meaning the IM has absolute discretion to select the Fund's investments and is not constrained by any target, comparator or performance benchmark. The Fund's carbon emission intensity score is measured against the Index.

MyMap 5 Select ESG Fund

The Fund is actively managed without reference to a benchmark, meaning the IM has absolute discretion to select the Fund's investments and is not constrained by any target, comparator or performance benchmark. The Fund's carbon emission intensity score is measured against the Index.

MyMap 7 Select ESG Fund

The Fund is actively managed without reference to a benchmark, meaning the IM has absolute discretion to select the Fund's investments and is not constrained by any target, comparator or performance benchmark. The Fund's carbon emission intensity score is measured against the Index.

Risk Warnings

Investors should refer to the prospectus or offering documentation for the funds full list of risks.

Capital at risk. The value of investments of the ETCs and ETFs and the income of the ETFs can fall as well as rise and are not guaranteed. Investors may not get back the amount originally invested.

Past performance is not a reliable indicator of current or future results and should not be the sole factor of consideration when selecting a product or strategy.

Changes in the rates of exchange between currencies may cause the value of the ETF investments to diminish or increase. Fluctuation may be particularly marked in the case of a higher volatility ETF and the value of an investment may fall suddenly and substantially.

Levels and basis of taxation may change from time to time and depend on personal individual circumstances.

The currency of ETCs (and/or the trading line of your ETC securities) may be different from that of your country. As you may receive payments in a currency not that of your country, the final return will depend on the exchange rate between these two currencies.

BlackRock has not considered the suitability of this investment against your individual needs and risk tolerance. The data displayed provides summary information. Investment should be made on the basis of the relevant Prospectus and Base Prospectus which are respectively available from the manager and the adviser.

The products mentioned in this document are intended for information purposes only and do not constitute investment advice or an offer to sell or a solicitation of an offer to buy the securities described within. This document may not be distributed without authorisation from BlackRock.

Product Risks

iShares Core UK Gilts UCITS ETF GBP (Dist)

Counterparty Risk, Credit Risk, Liquidity Risk

iShares Core FTSE 100 UCITS ETF GBP (Dist)

Counterparty Risk, Equity Risk

iShares MSCI World Quality Factor ESG UCITS ETF

Counterparty Risk, Equity Risk, ESG Screening Risk (ETF), Factor Focus Risk, Index Methodology Risk

iShares STOXX Europe 600 Banks UCITS ETF (DE)

Concentration Risk, Counterparty Risk, Equity Risk

iShares MSCI India UCITS ETF USD (Acc)

Concentration Risk, Counterparty Risk, Emerging Markets Risk, Equity Risk, India Tax Law, Liquidity Risk

iShares Copper Miners UCITS ETF USD (Acc)

Commodity Swaps Risk, Concentration Risk, Counterparty Risk, Equity Risk

iShares MSCI Global Semiconductors UCITS ETF USD (Acc)

Concentration Risk, Counterparty Risk, Emerging Markets Risk, Equity Risk, ESG Screening Risk (ETF), Liquidity Risk

Midyear 2024 Investment Directions

FOR PROFESSIONAL CLIENTS ONLY

iShares Digital Security UCITS ETF

Concentration Risk, Counterparty Risk, Emerging Markets Risk, Equity Risk, Investment in Technology Securities Risk, Liquidity Risk, Smaller Companies Risk

iShares Global Infrastructure UCITS ETF USD (Dist)

Concentration Risk, Counterparty Risk, Equity Risk, Investments in Infrastructure Securities Risk

iShares iBonds Dec 2028 Term € Italy Govt Bond UCITS ETF (Dis)

Concentration Risk, Counterparty Risk, Credit Risk, Credit Risk (Generic), Defined Term Fund Risk, Fixed Maturity Risk, Liquidity Risk

iShares \$ Treasury Bond 1-3yr UCITS ETF USD (Dist)

Concentration Risk, Counterparty Risk, Credit Risk, Liquidity Risk

iShares India INR Govt Bond UCITS ETF USD (Dist)

Combined Credit and Non-investment Grade Risk, Concentration Risk, Counterparty Risk, Credit Risk, Emerging Market Government Fixed Income Securities Risk, Emerging Markets Risk, India Tax Law, Liquidity Risk

iShares Broad € High Yield Corp Bond UCITS ETF EUR (Dist)

Counterparty Risk, Credit Risk, Liquidity Risk

iShares MSCI Japan UCITS ETF USD (Dist)

Concentration Risk, Counterparty Risk, Equity Risk

iShares World Equity High Income UCITS ETF USD (Dist)

Capital Growth Risk, Counterparty Risk, Equity Risk, ESG Screening Risk, Quantitative Models Risk

iShares Physical Gold ETC

Counterparty Risk, Gold Risk, Liquidity Risk (ETC), Market price of the securities, Precious Metal Linked Securities Risk, Shortage of physical metal

BlackRock Sustainable Sterling Strategic Bond Fund

Counterparty Risk, Credit Bail-in Risk, Credit Risk, Derivatives Risk, Equity Risk, ESG Screening Risk (ETF), Liquidity Risk, Non-Investment Grade Risk

BlackRock UK Income Fund

Concentration Risk, Counterparty Risk, Equity Risk

BlackRock Global Unconstrained Equity Fund (UK)

Concentration Risk, Counterparty Risk, Equity Risk

BSF BlackRock Systematic ESG World Equity Fund

Counterparty Risk, Equity Risk, ESG Screening Risk

BlackRock Continental European Fund

Counterparty Risk, Equity Risk

BSF Emerging Markets Equity Strategies Fund

Counterparty Risk, Credit Risk, Currency Risk, Derivatives Risk, Emerging Markets, Equity Risk, Liquidity Risk

BGF Brown to Green Materials Fund

Concentration Risk, Counterparty Risk, Currency Risk, Equity Risk, ESG Screening Risk, Liquidity Risk

BGF World Technology Fund

Concentration Risk, Counterparty Risk, Equity Risk, ESG Screening Risk

BlackRock Energy and Resources Income Trust plc

Counterparty Risk, Currency Risk, Emerging Markets, Gearing Risk, Investments in Mining Securities

BGF Emerging Markets Bond Fund

Combined Credit and Non-investment Grade Risk, Counterparty Risk, Credit Risk, Currency Risk, Derivatives Risk, Emerging Markets, Liquidity Risk

BGF European High Yield Bond Fund

Counterparty Risk, Credit Risk, Derivatives Risk, Emerging Markets, Liquidity Risk

BGF Japan Flexible Equity Fund

Concentration Risk, Counterparty Risk, Equity Risk

BSF BlackRock Asia Pacific Absolute Return Fund

Absolute Return Risk, Counterparty Risk, Currency Risk, Derivatives Risk, Emerging Markets, Equity Risk, Liquidity Risk

Tactical Opportunities Fund

Absolute Return Risk - Style Advantage, Combined Risks (Equity, Credit, ABS/MBS), Counterparty Risk, Credit Risk, Liquidity Risk

BlackRock Future Generations Private Equity Opportunities ELTIF

Restriction on withdrawal, Lack of available investments, Concentration risk, Valuation risk, ESG, Sustainability, General Risks Related to the Outcome Objectives, Investments May Not Continue to Achieve the Outcome Objective.

MyMap 3 Select ESG Fund

Counterparty Risk, Credit Risk, Equity Risk, Liquidity Risk

MyMap 5 Select ESG Fund

Counterparty Risk, Credit Risk, Currency Risk, Equity Risk, Liquidity Risk

MyMap 7 Select ESG Fund

Counterparty Risk, Credit Risk, Equity Risk, Liquidity Risk

Description of Product Risks

Absolute Return Risk

Due to its investment strategy an 'Absolute Return' fund may not move in line with market trends or fully benefit from a positive market environment.

Absolute Return Risk - Style Advantage

'Absolute Return' funds may not move in line with market trends or fully benefit from a positive market environment. Emerging markets are generally more sensitive to economic and political conditions than developed markets.

Capital Growth Risk

The Fund may pursue investment strategies using derivatives in order to generate income which may have the effect of reducing capital and the potential for long-term capital growth as well as increasing any capital losses.

Combined Credit and Non-investment Grade Risk

Changes to interest rates, credit risk and/or issuer defaults will have a significant impact on the performance of fixed income securities. Non-investment grade fixed income securities can be more sensitive to changes in these risks than higher rated fixed income securities. Potential or actual credit rating downgrades may increase the level of perceived risk.

Combined Risks (Equity, Credit, ABS/MBS)

Equities and equity-related securities can be affected by daily stock market movements. Fixed Income securities can be affected by changes to interest rates, credit risk and potential or actual credit rating downgrades. Non-investment grade FI securities can be more sensitive to these events. ABS and MBS may have high levels of borrowing and not fully reflect the value of underlying assets. FDIs are highly sensitive to changes in the value of the asset they are based on. The impact is greater where FDIs are used in an extensive or complex way.

Commodity Swaps Risk

The prices of commodities tend to experience greater variations than other asset classes (e.g. equities or fixed income securities). Investments in commodities are therefore potentially riskier than other types of investments.

Concentration Risk

Investment risk is concentrated in specific sectors, countries, currencies or companies. This means the Fund is more sensitive to any localised economic, market, political or regulatory events.

Counterparty Risk

The insolvency of any institutions providing services such as safekeeping of assets or acting as counterparty to derivatives or other instruments, may expose the Share Class to financial loss.

Credit Bail-in Risk

The issuer of a financial asset held within the Fund may not pay income or repay capital to the Fund when due. If a financial institution is unable to meet its financial obligations, its financial assets may be subject to a write down in value or converted (i.e. "bail-in") by relevant authorities to rescue the institution.

Credit Risk

The issuer of a financial asset held within the Fund may not pay income or repay capital to the Fund when due.

Credit Risk (Generic)

Credit risk, changes to interest rates and/or issuer defaults will have a significant impact on the performance of fixed income securities. Potential or actual credit rating downgrades may increase the level of risk.

Currency Risk

The Fund invests in other currencies. Changes in exchange rates will therefore affect the value of the investment.

Midyear 2024 Investment Directions

FOR PROFESSIONAL CLIENTS ONLY

Defined Term Fund Risk

The Fund may be more concentrated in certain industries or sectors than a fund that tracks a broader index. The composition and risk and reward profile of the Fund will be different during its last year as the corporate bonds mature. The Fund may not be suitable for new investment in its final year or in the period approaching its final year.

Derivatives Risk

Derivatives may be highly sensitive to changes in the value of the asset on which they are based and can increase the size of losses and gains, resulting in greater fluctuations in the value of the Fund. The impact to the Fund can be greater where derivatives are used in an extensive or complex way.

Emerging Market Government Fixed Income Securities Risk

Fixed income securities issued or guaranteed by government entities in emerging markets generally experience higher 'Credit Risk' than developed economies.

Emerging Markets Risk

Emerging markets are generally more sensitive to economic and political conditions than developed markets. Other factors include greater 'Liquidity Risk', restrictions on investment or transfer of assets and failed/delayed delivery of securities or payments to the Fund.

Equity Risk

The value of equities and equity-related securities can be affected by daily stock market movements. Other influential factors include political, economic news, company earnings and significant corporate events.

ESG Screening Risk

The Fund seeks to exclude companies engaging in certain activities inconsistent with ESG criteria. Investors should therefore make a personal ethical assessment of the Fund's ESG screening prior to investing in the Fund. Such ESG screening may adversely affect the value of the Fund's investments compared to a fund without such screening.

ESG Screening Risk (ETF)

The benchmark index only excludes companies engaging in certain activities inconsistent with ESG criteria if such activities exceed the thresholds determined by the index provider. Investors should therefore make a personal ethical assessment of the benchmark index's ESG screening prior to investing in the Fund. Such ESG screening may adversely affect the value of the Fund's investments compared to a fund without such screening.

Emerging Markets Risk

Emerging markets are generally more sensitive to economic and political conditions than developed markets. Other factors include greater 'Liquidity Risk', restrictions on investment or transfer of assets and failed/delayed delivery of securities or payments to the Fund.

Factor Focus Risk

Indices with a factor focus are less diversified than their parent index because they have predominant exposure to a single factor rather than the multiple factor exposure of most indices. Therefore they will be more exposed to factor related market movements. Investors should consider this fund as part of a broader investment strategy.

Fixed Maturity Risk

Fixed maturity products are designed for investors to hold the shares/units for the full period of the fund, otherwise the loss of capital may be greater. The fund may also see an enhanced risk to early closure. Given the changing nature of the assets held, the risks incurred by investors will differ during each period.

Gearing Risk

Investment strategies, such as borrowing, used by the Trust can result in even larger losses suffered when the value of the underlying investments fall.

Gold Risk

The value of gold may be subject to substantial fluctuations. Factors such as supply and demand, localised economic, political or environmental events, transportation, customs and fiscal restrictions may impact the value of gold.

Index Methodology Risk

Although the Benchmark Index was created to select securities within the Parent Index for their recent price increases on the assumption that such increases will continue, there is no guarantee this objective will be achieved.

Investments in Mining Securities

Investments in mining securities are subject to sector-specific risks which include environmental concerns, government policy, supply concerns and taxation. The variation in returns from mining securities is typically above average compared to other equity securities.

Investment in Technology Securities Risk

Investments in the technology securities are subject to absence or loss of intellectual property protections, rapid changes in technology, government regulation and competition.

Investments in Infrastructure Securities Risk

Investments in infrastructure securities are subject to environmental concerns, taxes, government regulation, price, supply and competition.

India Tax Law

There is no assurance that uncertainties in Indian tax law will not negatively impact the Fund when they are clarified.

Liquidity Risk

The Fund's investments may have low liquidity which often causes the value of these investments to be less predictable. In extreme cases, the Fund may not be able to realise the investment at the latest market price or at a price considered fair.

Liquidity Risk (ETC)

Lower liquidity means there are insufficient buyers or sellers to allow the ETC to sell or buy investments readily.

Market price of the securities

The market price of each ETC will be affected by the value and volatility of the metal referenced by the relevant ETC, the value and volatility of metals in general and a number of other factors. Investors should be aware that the secondary market price of the ETC can go down as well as up throughout the life of the ETC.

Midyear 2024 Investment Directions

FOR PROFESSIONAL CLIENTS ONLY

Non-Investment Grade Risk

Non-investment grade fixed income securities are more sensitive to changes in interest rates and present greater 'Credit Risk' than higher rated fixed income securities.

Precious Metal Linked Securities Risk

The value of the ETC will be affected by movements in the price of the precious metal to which it is linked. The price of a precious metal can go down as well as up and the performance of a precious metal in any future period may not mirror its past performance. An investment in the ETC linked to a metal is not the same as investing directly and physically holding the relevant metal and there are risks attached.

Quantitative Models Risk

The Fund uses quantitative models in order to make investment decisions. As market dynamics shift over time, a quantitative model may become less efficient or may even present deficiencies under certain market conditions.

Smaller Companies Risk

Shares in smaller companies typically trade in less volume and experience greater price variations than larger companies.

Shortage of physical metal

Metal markets may suffer from market disruption or volatility caused by shortages of physical metals. Such events could result in sudden increases in metal prices for a short period ("price spikes"). Changes in supply and demand for investment products offering investors an exposure to precious metals will also directly impact on the supply and demand in the market for the underlying precious metals. This may increase the volatility in the price and supply of the relevant precious metals.

BlackRock Future Generations Private Equity Opportunities ELTIF – description of product risks

Restriction on withdrawal.

The Fund is not intended to be a short-term investment and has no certainty of returns. An investment in the Fund is a long-term commitment. It is anticipated that there may be a significant period of time (up to eight years or more) before all of the Fund's Portfolio Investments are fully realized. Interests in the Fund nor any Fund investments are expected to be, freely assignable or transferable. Except in extremely limited circumstances, withdrawals from the Fund will not be permitted, and it is not anticipated that the Fund will be permitted to withdraw from its Investments. Investors must be prepared to bear the risks of owning Interests.

Lack of available investments.

The Fund will be competing for exposure to investments in a highly competitive market, against other funds, as well as individuals, financial institutions, strategic players and other investors, some of which may have greater resources than the Investment Manager. The availability of investment opportunities generally will be subject to market conditions. There can be no assurance that the Fund will be able to locate, attain and exit investments that satisfy their investment objectives, or that the Fund will be able to fully invest their committed capital.

Concentration risk.

The Fund may participate in a limited number of investments and so the return of the Fund may be materially and adversely affected by any unfavourable performance of even a single investment. In addition, investors have no assurance as to the degree of diversification of the Fund's investments, either by geographic region or transaction type. To the extent the Fund has concentrated investments in a particular industry, geography, vintage or any other characteristic, their investments will become more susceptible to fluctuations in value resulting from adverse economic and business conditions.

Valuation risk.

The Fund will be exposed to securities and other assets that will not have readily assessable market values. The valuation of such securities and other assets is inherently subjective and subject to increased risk that the information utilised to value such assets or to create the price models may be inaccurate or subject to other error. Due to a wide variety of market factors and the nature of the securities and assets to which the Fund will be exposed, there is no guarantee that any value determined will represent the value that will be realised on the eventual disposition of the Fund's investments or that would, in fact, be realised upon an immediate disposition of such investment.

ESG.

Investment Opportunity Selection. When evaluating and managing investments, the AIFM and/or the Investment Manager will take into account certain economic, social and governance (ESG) principles (please refer to the fund documentation for further details on the Fund ESG Policy). This may mean that the Fund foregoes opportunities to purchase, or otherwise reducing exposure to, certain investments due to their ESG characteristics. As such, the Fund's ESG Policy may affect its investment performance and so it may perform differently compared to funds that do not apply such criteria.

Sustainability.

Sustainability risk is an inclusive term to designate investment risk (probability or uncertainty of occurrence of material losses relative to the expected return of an investment) that relates to economic, social and governance (ESG) issues. Sustainability risk around environmental issues may include (but are not limited to), climate risk both physical and transition risk. Physical risk may arise from the physical effects of climate change. For example, frequent and severe climate-related events can impact products and services and supply chains. Transition risk (whether policy, technology, market or reputation risk) may arise from the adjustment to a low-carbon economy in order to mitigate climate change. Risks related to social issues can include but are not limited to labour rights and community relations. Governance related risks can include but are not limited to risks around board independence, ownership and control, or audit & tax management. These risks can impact an issuer's operational effectiveness and resilience as well as its reputation which may affect its profitability and in turn, its capital growth, ultimately impacting the value of holdings in the Fund. Sustainability risk can also manifest itself through different existing risk types (including, but not limited to, market, liquidity, concentration, credit etc.).

Midyear 2024 Investment Directions

Sustainability risk factors may have a material impact on an investment and may also increase the volatility, affect liquidity and may result in a loss to the value of shares or other interests in the investment. All or a combination of these factors may have an unpredictable impact on the Fund's investments. Under normal market conditions such events could have a material impact on the value of an investor's shares or other interests in the Fund.

General Risks Related to the Outcome Objectives.

The Fund aims to achieve long-term capital growth on its investments, while generating positive contributions toward environment and society alongside private equity financial returns. Due to the Fund's positive outcome objectives, there may be circumstances in which the Fund may opt to structure certain investments using non-standard terms that are less favorable than those traditionally found in the marketplace for investment strategies that do not link economic and social positive contributions to financial returns. However, if at any time during the life of any investment, including at exit, the Manager is unable to further the outcome objectives of the Fund without sacrificing investment returns, or is presented with an opportunity to maximize investment returns at the expense of the outcome objectives, the Manager will make a decision in good faith and taking into account the overall objectives of the Fund, which may include prioritizing investment returns over the outcome objectives of the Fund. However, if the Fund is seeking to dispose of an investment and they have an opportunity to sell the investment to a buyer who is expected to maintain or further the Fund's outcome objectives for less, but not substantially less, than the amount the Fund could sell the investment for to another buyer who is not expected to do the same, it is possible that the Fund may choose to sell to the buyer who is expected to maintain or further the Fund's outcome objectives. As a result, investors' returns could be less than they would have been had the Fund had an investment objective without a positive outcome objective.

Investments May Not Continue to Achieve the Outcome Objective.

The Manager's determination of whether an investment satisfies the outcome objectives of the Fund will be made only at the time the Fund makes its initial commitment to the investment. There can be no assurance that an investment will continue to satisfy such outcome objectives after such time or that such outcome objective will be furthered in connection with, or following, the disposition of an investment. In particular, when determining the time at which an investment of the Fund should be sold, or the buyer to whom it should be sold, the Manager expects to primarily consider whether such sale will help the Fund achieve its investment objective, including financial objectives, although it may also consider whether such sale is consistent with the outcome objective.

Regulatory Information

This material is for distribution to Professional Clients (as defined by the Financial Conduct Authority or MiFID Rules) only and should not be relied upon by any other persons.

This document is marketing material.

In the UK and Non-European Economic Area (EEA)

countries: this is issued by BlackRock Investment Management (UK) Limited, authorised and regulated by the Financial Conduct Authority. Registered office: 12 Throgmorton Avenue, London, EC2N 2DL. Tel: + 44 (0)20 7743 3000. Registered in England and Wales No. 02020394. For your protection telephone calls are usually recorded. Please refer to the Financial Conduct Authority website for a list of authorised activities conducted by BlackRock.

In the UK and Non-European Economic Area (EEA)

countries: this is issued by BlackRock Advisors (UK) Limited, which is authorised and regulated by the Financial Conduct Authority. Registered office: 12 Throgmorton Avenue, London, EC2N 2DL, Tel: +44 (0)20 7743 3000. Registered in England and Wales No. 00796793. For your protection, calls are usually recorded. Please refer to the Financial Conduct Authority website for a list of authorised activities conducted by BlackRock.

iShares Funds: iShares plc, iShares II plc, iShares III plc, iShares IV plc, iShares V plc, iShares VI plc and iShares VII plc (together 'the Companies') are open-ended investment companies with variable capital having segregated liability between their funds organised under the laws of Ireland and authorised by the Central Bank of Ireland.

The German domiciled funds are "undertakings for collective investment in transferable securities" in conformity with the directives within the meaning of the German Law on the investments. These funds are managed by BlackRock Asset Management Deutschland AG which is authorised and regulated by the Bundesanstalt für Finanzdienstleistungsaufsicht.

Further information about the Fund and the Share Class, such as details of the key underlying investments of the Share Class and share prices, is available on the iShares website at www.ishares.com or by calling +44 (0)845 357 7000 or from your broker or financial adviser. The indicative intra-day net asset value of the Share Class is available at <http://deutsche-boerse.com> and/or <http://www.reuters.com>. A UCITS ETF's units / shares that have been acquired on the secondary market cannot usually be sold directly back to the UCITS ETF itself. Investors who are not Authorised Participants must buy and sell shares on a secondary market with the assistance of an intermediary (e.g. a stockbroker) and may incur fees and additional taxes in doing so. In addition, as the market price at which the Shares are traded on the secondary market may differ from the Net Asset Value per Share, investors may pay more than the then current Net Asset Value per Share when buying shares and may receive less than the current Net Asset Value per Share when selling them.

BGF and BSF combined Funds: BlackRock Global Funds (BGF) and BlackRock Strategic Funds (BSF) are open-ended investment companies established and domiciled in Luxembourg which are available for sale in certain jurisdictions only. BGF and BSF are not available for sale in the U.S. or to U.S. persons. Product information concerning BGF and BSF should not be published in the U.S. BlackRock Investment Management (UK) Limited is the Principal Distributor of BGF and BSF and may terminate marketing at any time. In the UK, subscriptions in BGF and BSF are valid only if made on the basis of the current Prospectus, the most recent financial reports and the Key Investor Information Document, and in EEA and Switzerland subscriptions in BGF and BSF are valid only if made on the basis of the current Prospectus, the most recent financial reports and the Packaged Retail and Insurance-based Investment Products Key Information Document (PRIIPs KID) which are available in registered jurisdictions and local language where they are registered, these can be found at www.blackrock.com on the relevant product pages. Prospectuses, Key Investor Information Documents, PRIIPs KID and application forms may not be available to investors in certain jurisdictions where the Fund in question has not been authorised. Investors should understand all characteristics of the funds objective before investing, if applicable this includes sustainable disclosures and sustainable related characteristics of the fund as found in the prospectus, which can be found www.blackrock.com on the relevant product pages for where the fund is registered for sale. For information on investor rights and how to raise complaints please go to <https://www.blackrock.com/corporate/compliance/investor-right> available in local language in registered jurisdictions.

BlackRock Investment Funds (BIF): BlackRock Investment Funds is an authorised unit trust scheme which is organised as an umbrella comprising separate funds with segregated liability (the "Funds"). The Funds are subject to the rules of the FCA as set out in the COLL Sourcebook. Key investor information documents ("KIIDs") for each unit class in each of the Funds are available from the Manager at www.blackrock.com. Investors should understand all characteristics of the funds objective before investing. Prospective investors should carefully review the prospectus for the Fund and should consider the risk discussion under "Risk Factors" prior to making an investment decision. Any investment decision with respect to the Fund must be made solely on the definitive and final version of the Fund's prospectus as at the date of the investment. Investors should understand all characteristics of the funds objective before investing, if applicable this includes sustainable disclosures and sustainable related characteristics of the fund as found in the prospectus, which can be found www.blackrock.com on the relevant product pages for where the fund is registered for sale. US Persons are not permitted to subscribe for units in the Funds. BlackRock may terminate marketing at any time. For information on investor rights and how to raise complaints please go to <https://www.blackrock.com/corporate/compliance/investor-right> available in local language in registered jurisdictions.

Midyear 2024 Investment Directions

FOR PROFESSIONAL CLIENTS ONLY

BlackRock Fund Managers (BFM): BlackRock Funds Managers Ltd (BFM) is appointed manager of the Funds and Authorised Schemes. BlackRock has not considered the suitability of this investment against your individual needs and risk tolerance. To ensure you understand whether our product is suitable, please read the Key Investor Information Document. Any decision to invest must be based solely on the information contained in the funds Prospectus, Key Investor Information Document and the latest financial reports. Subscriptions in the Fund are valid only if made on the basis of the current Prospectus, the most recent financial reports and the Key Investor Information Document, which can be found at www.blackrock.com on the relevant product pages. Prospectuses, Key Investor Information Documents and application forms may not be available to investors in certain jurisdictions where the Fund in question has not been authorised. Investors should understand all characteristics of the funds objective before investing, if applicable this includes sustainable disclosures and sustainable related characteristics of the fund as found in the prospectus, which can be found www.blackrock.com on the relevant product pages for where the fund is registered for sale. BlackRock may terminate marketing at any time. For information on investor rights and how to raise complaints please go to <https://www.blackrock.com/corporate/compliance/investor-right> available in in local language in registered jurisdictions.

UK Investment Trust Funds: The Company is managed by BlackRock Fund Managers Limited (BFM) as the AIFM. BFM has delegated certain investment management and other ancillary services to BlackRock Investment Management (UK) Limited. The Company's shares are traded on the London Stock Exchange and dealing may only be through a member of the Exchange. The Company will not invest more than 15% of its gross assets in other listed investment trusts. SEDOL™ is a trademark of the London Stock Exchange plc and is used under licence.

Net Asset Value (NAV) performance is not the same as share price performance, and shareholders may realise returns that are lower or higher than NAV performance.

The investment trusts in this document currently conduct their affairs so that their securities can be recommended by IFAs to ordinary retail investors in accordance with the Financial Conduct Authority's rules in relation to non-mainstream investment products and intend to continue to do so for the foreseeable future. The securities are excluded from the Financial Conduct Authority's restrictions which apply to non-mainstream investment products because they are securities issued by investment trusts. Investors should understand all characteristics of the funds objective before investing, if applicable this includes sustainable disclosures and sustainable related characteristics of the fund as found in the prospectus, which can be found www.blackrock.com on the relevant product pages for where the fund is registered for sale. For information on investor rights and how to raise complaints please go to <https://www.blackrock.com/corporate/compliance/investor-right> available in in local language in registered jurisdictions.

BlackRock Funds I ICAV: The Tactical Opportunities Fund is a sub fund of the BlackRock Funds I ICAV (the 'Fund'). The Fund is structured as a unit trust organised under the laws of Ireland and authorised by the Central Bank of Ireland as UCITS for the purposes of UCITS Regulations. Investment in the sub-fund(s) is only open to 'Qualified Holders', as defined in the relevant Fund Prospectus. In the UK any decision to invest must be based solely on the information contained in the Company's Prospectus, Key Investor Information Document (KIID) and the latest half-yearly report and unaudited accounts and/or annual report and audited accounts, and in EEA and Switzerland any decision to invest must be based solely on the information contained in the Company's Prospectus, the most recent financial reports and the Packaged Retail and Insurance-based Investment Products Key Information Document (PRIIPs KID) and the latest half-yearly report and unaudited accounts and/or annual report and audited accounts which are available in registered jurisdictions and local language where they are registered, these can be found at www.blackrock.com on the relevant product pages. Investors should understand all characteristics of the funds objective before investing, if applicable this includes sustainable disclosures and sustainable related characteristics of the fund as found in the prospectus, which can be found www.blackrock.com on the relevant product pages for where the fund is registered for sale. Prospectuses, Key Investor Information Documents, PRIIPs KID and application forms may not be available to investors in certain jurisdictions where the Fund in question has not been authorised. BlackRock may terminate marketing at any time. For information on investor rights and how to raise complaints please go to <https://www.blackrock.com/corporate/compliance/investor-right> available in local language in registered jurisdictions.

PEP: As at the date of this document, the BlackRock Private Equity ELTIF and BlackRock Future Generations Private Equity Opportunities ELTIF have been notified, registered or approved (as the case may be and howsoever described) in accordance with the local law/regulations implementing the AIFMD for marketing to professional investors into the above-mentioned member state(s) of the EEA (each a "Member State"). The Funds may terminate marketing at any time. Investors should understand all characteristics of the Fund's objective and read the Fund's Private Placement Memorandum before investing.

These materials have been provided to you on a confidential basis for information purposes only, are subject to modification, change or supplement without prior notice to you (including without limitation any information pertaining to strategies used), and do not constitute investment advice or recommendation and should not be relied upon by you in evaluating the merits of investing in any securities referred to herein. The information presented herein is provided solely as reference material with respect to PEP and its activities. It does not constitute an offer to sell or a solicitation of an offer to buy any interests in any PEP fund (each, a "PEP Fund" and, collectively, the "PEP Funds").

Any such offering will occur only at such time that a private placement memorandum (“PPM”) of a PEP Fund is made available and only in accordance with the terms and conditions set forth in the PPM. Prospective investors are strongly urged to review the PPM when available for more complete information (including the risk factors described therein). All information provided herein is qualified by reference to the PPM. There can be no assurance that a PEP Fund’s investment objectives will be achieved and investment results may vary substantially over time. Investment in a PEP Fund is not intended to be a complete investment program for any investor. PEP is not making any recommendation or soliciting any action based upon the information contained herein. This information is furnished to you with the express understanding that it does not constitute: (i) an offer, solicitation or recommendation to invest in a particular investment in any jurisdiction; (ii) a means by which any such investment may be offered or sold; or (iii) advice or an expression of PEP’s view as to whether a particular investment is appropriate for you and meets your financial objectives.

The information contained in these materials has been compiled as of May 2024, unless otherwise stated herein. Where the information is from third party sources, the information is from sources believed to be reliable, but none of the PEP Funds, their placement agent, BlackRock, Inc., PEP, PEP Funds’ advisers or any of their respective affiliates, or the partners, officers or employees (as the case may be) of any of them, has independently verified any of the information contained herein or assumes any liability for it. Additionally, none of these parties is required to provide recipients of this document with updates, modifications, or amendments to the information, opinions, estimates, or forecasts described herein should BlackRock, its affiliates, or any third party sources determine that such currently set forth communication becomes inaccurate.

For investors in the UK

This document is directed at 'Professional Clients' only within the meaning of the rules of the Financial Conduct Authority. This document is intended for information purposes only and does not constitute investment advice or an offer to sell or a solicitation of an offer to buy the products described within and no steps may be taken which would constitute or result in a public offering in the UK. This document is strictly confidential and may not be distributed without authorisation from BlackRock Advisors (UK) Limited. Any decision to invest must be based solely on the information contained in the Prospectus, Base Prospectus, Key Investor Information Document, Key Information Document and the latest half-yearly report and unaudited accounts and/or annual report and audited accounts which are available at www.ishares.com in English. Investors should read the specific risks in the Key Investor Information Document, the Key Information Document the Prospectus and the Base Prospectus. BlackRock may terminate marketing at any time.

In respect of the ETCs, the Central Bank of Ireland has notified the Financial Conduct Authority (FCA) of its approval of the base prospectus. The Base Prospectus and additional information relating to the ETCs, including annual reports, are available on the iShares website at www.ishares.com in English. Most of the protections provided by the UK regulatory system do not apply to the operation of the Issuer, and compensation will not be available under the UK Financial Services and Markets Act 2000.

In respect of the ETCs, the Issuer does not represent that the ETC securities may at any time lawfully be sold in compliance with any applicable registration or other requirements in any jurisdiction, or pursuant to any exemption available thereunder, or assume any responsibility for facilitating such sale. BlackRock may terminate marketing at any time.

PEP: In the UK this document is directed only at persons who are professional clients or eligible counterparties for the purposes of the Financial Conduct Authority's Conduct of Business Sourcebook. The opportunity to invest in the BlackRock Private Equity ELTIF or BlackRock Future Generations Private Equity Opportunities ELTIF is only available to such persons in the UK and this document must not be relied or acted upon by any other persons in the UK.

Restricted Investors

This document is not, and under no circumstances is to be construed as an advertisement or any other step in furtherance of a public offering of shares in the United States or Canada. This document is not aimed at persons who are resident in the United States, Canada or any province or territory thereof, where the companies/securities are not authorised or registered for distribution and where no prospectus has been filed with any securities commission or regulatory authority. The companies/securities may not be acquired or owned by, or acquired with the assets of, an ERISA Plan.

Index Disclaimers

Bloomberg Finance L.P. and its affiliates (collectively, "Bloomberg") are not affiliated with BlackRock and do not approve, endorse, review, or recommend iShares India INR Govt Bond UCITS ETF USD (Dist). Bloomberg and Bloomberg Indian Government FAR Bond Index are trademarks or service marks of Bloomberg Finance L.P. and have been licensed to BlackRock. Bloomberg does not guarantee the timeliness, accurateness, or completeness of any data or information relating to the Index.


The STOXX® Europe 600 Banks Index and the trademarks used in the index name are the intellectual property of STOXX Limited, Zurich, Switzerland and/or its licensors. The index is used under license from STOXX. The securities based on the index is in no way sponsored, endorsed, sold or promoted by STOXX and/or its licensors and neither STOXX nor its licensors shall have any liability with respect thereto.

'FTSE®' is a trade mark jointly owned by the London Stock Exchange plc and the Financial Times Limited (the 'FT') and is used by FTSE International Limited ('FTSE') under licence. The FTSE Global Core Infrastructure Index is calculated by or on behalf of FTSE International Limited ('FTSE'). None of the Exchange, the FT nor FTSE sponsors, endorses or promotes the iShares ETF nor is in any way connected to the fund or accepts any liability in relation to its issue, operation and trading. All copyright and database rights within the index values and constituent list vest in FTSE. BlackRock has obtained full licence from FTSE to use such copyright and database rights in the creation of this product.

The ICE Index mentioned in this document is a service mark of Interactive Data Pricing and Reference Data, LLC or its affiliates ("Interactive Data") and has been licensed for use by BlackRock, Inc. in connection with the fund. Neither BlackRock, Inc. nor the fund is sponsored, endorsed, sold or promoted by Interactive Data. Interactive Data makes no representations or warranties regarding BlackRock, Inc. or the fund or the ability of the fund to track the applicable Index. INTERACTIVE DATA MAKES NO EXPRESS OR IMPLIED WARRANTIES, AND HEREBY EXPRESSLY DISCLAIMS ALL WARRANTIES OF MERCHANTABILITY OR FITNESS FOR A PARTICULAR PURPOSE WITH RESPECT TO THE ICE INDEX OR ANY DATA INCLUDED THEREIN. IN NO EVENT SHALL INTERACTIVE DATA HAVE ANY LIABILITY FOR ANY SPECIAL, PUNITIVE, DIRECT, INDIRECT, OR CONSEQUENTIAL DAMAGES (INCLUDING LOST PROFITS) EVEN IF NOTIFIED OF THE POSSIBILITY OF SUCH DAMAGES.

iShares Physical Gold ETC is based in whole, or in part, on the LBMA Gold Price owned by Precious Metals Prices Limited, sourced by and licensed to ICE Benchmark Administration as the administrator, operator and publication agent of the LBMA Gold Price, and is used by BlackRock with permission under sublicense by ICE.

Indexed to

MSCI  iShares funds are not sponsored, endorsed, or promoted by MSCI, and MSCI bears no liability with respect to any such funds or any index on which such funds are based. The Prospectus contains a more detailed description of the limited relationship that MSCI has with BlackRock and any related funds.

STOXX Global Digital Security Index and STOXX Global Copper Miners Index are the intellectual property (including registered trademarks) of STOXX Limited, Zurich, Switzerland (“STOXX”), Deutsche Börse Group or their licensors, which is used under license. The iShares ETFs are neither sponsored nor promoted, distributed or in any other manner supported by STOXX, Deutsche Börse Group or their licensors, research partners or data providers and STOXX, Deutsche Börse Group and their licensors, research partners or data providers do not give any warranty, and exclude any liability (whether in negligence or otherwise) with respect thereto generally or specifically in relation to any errors, omissions or interruptions in the relevant index or its data.

Any research in this document has been procured and may have been acted on by BlackRock for its own purpose. The results of such research are being made available only incidentally. The views expressed do not constitute investment or any other advice and are subject to change. They do not necessarily reflect the views of any company in the BlackRock Group or any part thereof and no assurances are made as to their accuracy.

This document is for information purposes only and does not constitute an offer or invitation to anyone to invest in any BlackRock funds and has not been prepared in connection with any such offer.

© 2024 BlackRock, Inc. All Rights reserved. BLACKROCK, BLACKROCK SOLUTIONS and iSHARES are trademarks of BlackRock, Inc. or its affiliates. All other trademarks are those of their respective owners.