

**ACTIVE**

# QMM Actively Managed US Equity Fund

## Class Q U.S. Dollar

### BlackRock Solutions Funds ICAV

**BlackRock****December 2024**

Unless otherwise stated, Performance, Portfolio Breakdowns and Net Asset information as at: 31-Dec-2024. All other data as at 09-Jan-2025.

This document is marketing material. For Investors in the UK. Investors should read the KIID/PRIIPs document and prospectus prior to investing, and should refer to the prospectus for the funds full list of risks.

**FUND OVERVIEW**

- The Fund aims to outperform the MSCI USA ESG Ex Select Business Involvement Screens Index (Benchmark Index) over a rolling three year period.
- The Fund seeks to invest at least 80% of its assets in the equity securities (e.g. shares) of companies incorporated in, listed in, or the main business of which is in the US and instruments related thereto, including financial derivative instruments (FDIs) (i.e. investments whose prices are based on one or more underlying assets). The Fund may also invest in other equities and equity-related securities and/or instruments, deposits and cash.
- The Fund will invest in sustainable investments and its total assets will be invested in accordance with its exclusionary policy as disclosed in the prospectus supplement. For further details regarding the exclusionary policy (and the applicable levels) please refer to the prospectus supplement. The Fund may obtain indirect exposure (e.g. through certain FDIs) to securities considered not to satisfy the exclusionary criteria.

**RISK INDICATOR****Lower Risk**

Potentially Lower Rewards

**Higher Risk**

Potentially Higher Rewards



**CAPITAL AT RISK:** The value of investments and the income from them can fall as well as rise and are not guaranteed. Investors may not get back the amount originally invested.

**KEY RISKS:**

- The value of equities and equity-related securities can be affected by daily stock market movements. Other influential factors include political, economic news, company earnings and significant corporate events.
- The Fund seeks to exclude companies engaging in certain activities inconsistent with ESG criteria. Investors should therefore make a personal ethical assessment of the Fund's ESG screening prior to investing in the Fund. Such ESG screening may adversely affect the value of the Fund's investments compared to a fund without such screening.
- Counterparty Risk: The insolvency of any institutions providing services such as safekeeping of assets or acting as counterparty to derivatives or other instruments, may expose the Fund to financial loss.

**KEY FACTS**

**Comparator<sup>1)</sup>** : MSCI USA ESG Ex Select Business Involvement Screens Net Index

**Asset Class** : Equity

**Fund Launch Date** : 11-Apr-2024

**Share Class Launch Date** : 11-Apr-2024

**Share Class Currency** : USD

**Use of Income** : Accumulating

**Net Assets of Fund (M)** : 1,419.71 USD

**Morningstar Category** : -

**SFDR Classification** : Article 8

**Domicile** : Ireland

**ISIN** : IE0007D6Q1Z9

**Management Company** : BlackRock Asset Management Ireland Limited

**FEES AND CHARGES**

**Annual Management Fee** : 0.30%

**Ongoing Charge** : 0.33%

**Performance Fee** : 0.00%

**DEALING INFORMATION**

**Dealing Frequency** : Daily, forward pricing basis

**Settlement** : Trade Date + 2 days

**PORTFOLIO CHARACTERISTICS**

**Price to Book Ratio** : 4.56x

**Price to Earnings Ratio** : 30.14x

**Number of Holdings** : 202

**PORTFOLIO MANAGER(S)**

Julian Steeds

Zoe Reicht

**CALENDAR YEAR PERFORMANCE**

Returns not available as there is less than one year performance data.



**GROWTH OF HYPOTHETICAL 10,000 USD SINCE INCEPTION**

Returns not available as there is less than one year performance data.

**CUMULATIVE & ANNUALISED PERFORMANCE**

Returns not available as there is less than one year performance data.

**The figures shown relate to past performance. Past performance is not a reliable indicator of current or future performance and should not be the sole factor of consideration when selecting a product or strategy.** Share Class and Benchmark performance displayed in USD, hedged share class benchmark performance is displayed in USD. Performance is shown on a Net Asset Value (NAV) basis, with gross income reinvested where applicable. The return of your investment may increase or decrease as a result of currency fluctuations if your investment is made in a currency other than that used in the past performance calculation. **Source:** BlackRock

 Share Class      QMM Actively Managed US Equity FundClass Q U.S. Dollar  
 Comparator<sup>†1</sup>      MSCI USA ESG Ex Select Business Involvement Screens Net Index

**Contact Us**

For EMEA: +353 1 612 3394 • [www.blackrock.com](http://www.blackrock.com) • [investor.services@blackrock.com](mailto:investor.services@blackrock.com)

**QMM Actively Managed US Equity Fund**  
**Class Q U.S. Dollar**  
**BlackRock Solutions Funds ICAV**

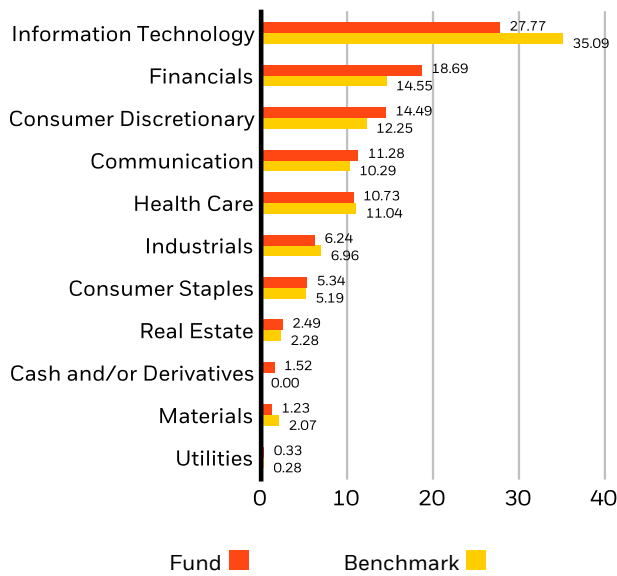


**TOP 10 HOLDINGS (%)**

|                               |               |
|-------------------------------|---------------|
| MICROSOFT CORP                | 5.66%         |
| AMAZON COM INC                | 5.09%         |
| NVIDIA CORP                   | 4.58%         |
| ALPHABET INC CLASS A          | 3.79%         |
| APPLE INC                     | 3.79%         |
| MASTERCARD INC CLASS A        | 2.35%         |
| BROADCOM INC                  | 1.93%         |
| INTERCONTINENTAL EXCHANGE INC | 1.88%         |
| META PLATFORMS INC CLASS A    | 1.83%         |
| NETFLIX INC                   | 1.80%         |
| <b>Total of Portfolio</b>     | <b>32.70%</b> |

Holdings subject to change

**SECTOR BREAKDOWN (%)**



Negative weightings may result from specific circumstances (including timing differences between trade and settlement dates of securities purchased by the funds) and/or the use of certain financial instruments, including derivatives, which may be used to gain or reduce market exposure and/or risk management. Allocations are subject to change

**Contact Us**

For EMEA: +353 1 612 3394 • [www.blackrock.com](http://www.blackrock.com) • [investor.services@blackrock.com](mailto:investor.services@blackrock.com)

# QMM Actively Managed US Equity Fund

## Class Q U.S. Dollar

### BlackRock Solutions Funds ICAV

**BlackRock**

#### GLOSSARY

**SFDR Classification: Article 8:** Products that promote environmental or social characteristics and promote good governance practices.

**Article 9:** Products that have sustainable investments as an objective and follow good governance practices. **Other:** Products that do not meet the criteria to be classified as Article 8 or 9.

**Price to Earnings:** A valuation ratio of a company's current share price compared to its per-share earnings in the current forecast year, calculated as current share price divided by current earnings per share.

**Price to Book Ratio:** represents the ratio of the current closing price of the share to the latest quarter's book value per share.

#### IMPORTANT INFORMATION:

**In the UK and Non-European Economic Area (EEA) countries:** this is issued by BlackRock Investment Management (UK) Limited, authorised and regulated by the Financial Conduct Authority. Registered office: 12 Throgmorton Avenue, London, EC2N 2DL. Tel: + 44 (0)20 7743 3000. Registered in England and Wales No. 02020394. For your protection telephone calls are usually recorded. Please refer to the Financial Conduct Authority website for a list of authorised activities conducted by BlackRock.

This document is marketing material, The fund is a sub fund of the BlackRock Solution Funds ICAV (the 'Fund'). The Fund is an Irish collective asset-management vehicle constituted as an umbrella fund with segregated liability between sub-funds and authorised by the Central Bank of Ireland pursuant to the Irish Collective Asset Management Vehicles Act 2015 and the UCITS Regulations. Any decision to invest must be based solely on the information contained in the Fund's Prospectus, Key Investor Information Document (KIID) and the latest half-yearly report and unaudited accounts and/or annual report and audited accounts, which are available in registered jurisdictions and available in local language where registered can be found at [www.blackrock.com](http://www.blackrock.com) on the relevant product pages. Investors should understand all characteristics of the funds objective before investing. Prospectuses, Key Investor Information Documents and application forms may not be available to investors in certain jurisdictions where the Fund in question has not been authorised. Blackrock may terminate marketing at any time. For information on investor rights and how to raise complaints please go to <https://www.blackrock.com/corporate/compliance/investor-right> available in in local language in registered jurisdictions.

Any research in this document has been procured and may have been acted on by BlackRock for its own purpose. The results of such research are being made available only incidentally. The views expressed do not constitute investment or any other advice and are subject to change. They do not necessarily reflect the views of any company in the BlackRock Group or any part thereof and no assurances are made as to their accuracy.

This document is for information purposes only and does not constitute an offer or invitation to anyone to invest in any BlackRock funds and has not been prepared in connection with any such offer.

© 2025 BlackRock, Inc. All Rights reserved. BLACKROCK, BLACKROCK SOLUTIONS and iSHARES are trademarks of BlackRock, Inc. or its subsidiaries in the United States and elsewhere. All other trademarks are those of their respective owners.

#### Contact Us

For EMEA: +353 1 612 3394 • [www.blackrock.com](http://www.blackrock.com) • [investor.services@blackrock.com](mailto:investor.services@blackrock.com)