

**PASSIVE****iShares US Corporate Bond Index Fund (IE)  
Inst Hedged Euro  
BlackRock Fixed Income Dublin Funds Plc****iShares**  
by BlackRock**December 2024**

Unless otherwise stated, Performance, Portfolio Breakdowns and Net Asset information as at: 31-Dec-2024. All other data as at 16-Jan-2025.

This document is marketing material. For Investors in the UK. Investors should read the KIID/PRIIPs document and prospectus prior to investing, and should refer to the prospectus for the funds full list of risks.

**FUND OVERVIEW**

- The Fund aims to achieve a total return on your investment, through a combination of capital growth and income, which reflects the return of the FTSE Euro Dollar Bond Index, the Fund's benchmark index.
- The Fund invests predominantly in the fixed income (FI) securities (such as bonds) that make up the Fund's benchmark index (which comprises US denominated credit bonds).
- The FI securities may be issued by governments, government agencies, companies and supranationals (e.g. the International Bank for Reconstruction and Development) and will be investment grade (i.e. meet a specified level of credit worthiness) at the time of purchase. If the credit rating of a FI security is downgraded, the Fund may continue to hold this, until it is practicable to sell the position.

**RISK INDICATOR****Lower Risk**

Potentially Lower Rewards

**Higher Risk**

Potentially Higher Rewards



**CAPITAL AT RISK:** The value of investments and the income from them can fall as well as rise and are not guaranteed. Investors may not get back the amount originally invested.

**KEY RISKS:**

- Credit risk, changes to interest rates and/or issuer defaults will have a significant impact on the performance of fixed income securities. Potential or actual credit rating downgrades may increase the level of risk.
- Counterparty Risk: The insolvency of any institutions providing services such as safekeeping of assets or acting as counterparty to derivatives or other instruments, may expose the Fund to financial loss.
- Credit Risk: The issuer of a financial asset held within the Fund may not pay income or repay capital to the Fund when due.
- Liquidity Risk: Lower liquidity means there are insufficient buyers or sellers to allow the Fund to sell or buy investments readily.

**KEY FACTS**

**Asset Class :** Fixed Income  
**Benchmark :** FTSE Euro Dollar Bond Index  
**Fund Launch Date :** 01-Sept-2000  
**Share Class Launch Date :** 19-Dec-2019  
**Fund Base Currency :** USD  
**Share Class Currency :** EUR  
**Use of Income :** Accumulating  
**Net Assets of Fund (M) :** 1,359.65 USD  
**Morningstar Category :** Other Bond  
**SFDR Classification :** Other  
**Domicile :** Ireland  
**ISIN :** IE00BL6VHD58  
**Management Company :** BlackRock Asset Management Ireland Limited

**FEES AND CHARGES**

**Annual Management Fee :** 0.14%  
**Ongoing Charge :** 0.17%  
**Performance Fee :** 0.00%

**DEALING INFORMATION**

**Dealing Frequency :** Daily, forward pricing basis  
**Settlement :** Trade Date + 3 days

**PORTFOLIO CHARACTERISTICS**

**Effective Duration :** 6.37 yrs  
**Average Weighted Maturity :** 9.90 yrs  
**Yield To Maturity :** 5.34%  
**Standard Deviation (3y) :** 8.92  
**3y Beta :** 1.02  
**Number of Holdings :** 5,527

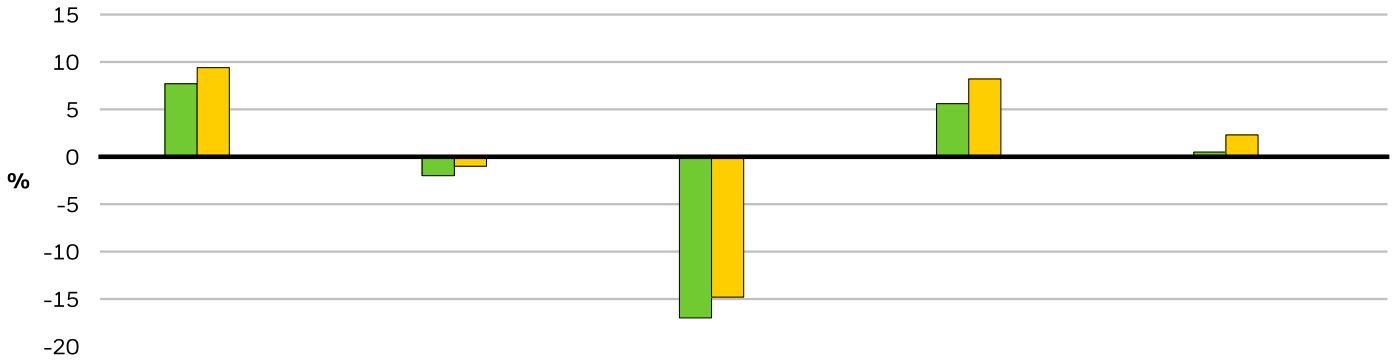
**PORTFOLIO MANAGER(S)**

Divya Manek

**iShares US Corporate Bond Index Fund (IE)**  
**Inst Hedged Euro**  
**BlackRock Fixed Income Dublin Funds Plc**

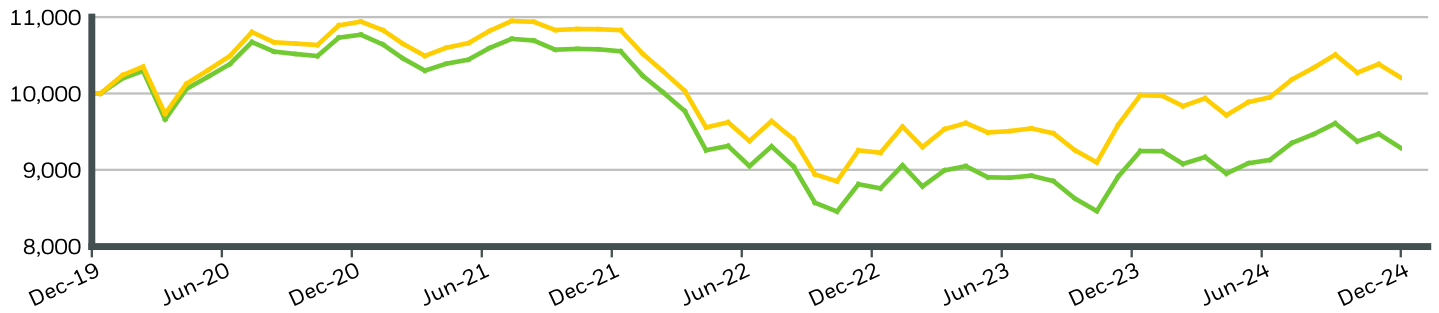


**CALENDAR YEAR PERFORMANCE**



|                    | 2020 | 2021  | 2022   | 2023 | 2024 |
|--------------------|------|-------|--------|------|------|
| <b>Share Class</b> | 7.69 | -2.01 | -17.01 | 5.57 | 0.45 |
| <b>Benchmark</b>   | 9.41 | -1.03 | -14.82 | 8.15 | 2.33 |

**GROWTH OF HYPOTHETICAL 10,000 EUR SINCE INCEPTION**



**CUMULATIVE & ANNUALISED PERFORMANCE**

|                    | CUMULATIVE (%) |       |      |      |      | ANNUALISED (% p.a.) |       |                 |
|--------------------|----------------|-------|------|------|------|---------------------|-------|-----------------|
|                    | 1m             | 3m    | 6m   | YTD  | 1y   | 3y                  | 5y    | Since Inception |
| <b>Share Class</b> | -1.94          | -3.35 | 1.72 | 0.45 | 0.45 | -4.17               | -1.47 | -1.44           |
| <b>Benchmark</b>   | -1.69          | -2.84 | 2.61 | 2.33 | 2.33 | -1.95               | 0.41  | 0.44            |

The figures shown relate to past performance. Past performance is not a reliable indicator of current or future performance and should not be the sole factor of consideration when selecting a product or strategy. Share Class and Benchmark performance displayed in EUR, hedged share class benchmark performance is displayed in USD. Performance is shown on a Net Asset Value (NAV) basis, with gross income reinvested where applicable. The return of your investment may increase or decrease as a result of currency fluctuations if your investment is made in a currency other than that used in the past performance calculation. **Source:** BlackRock

■ Share Class iShares US Corporate Bond Index Fund (IE)Inst Hedged Euro  
 ■ Benchmark FTSE Euro Dollar Bond Index

**Contact Us**

For EMEA: +353 1 612 3394 • [www.blackrock.com](http://www.blackrock.com) • [investor.services@blackrock.com](mailto:investor.services@blackrock.com)

# iShares US Corporate Bond Index Fund (IE)

## Inst Hedged Euro

### BlackRock Fixed Income Dublin Funds Plc

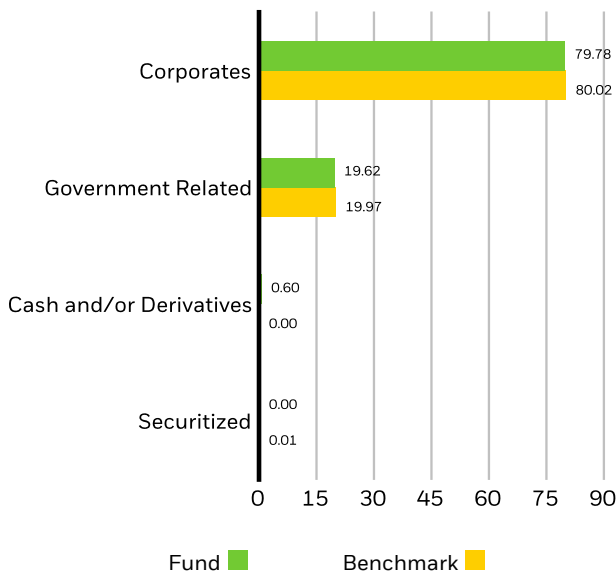


#### TOP 10 HOLDINGS (%)

|   |              |
|---|--------------|
| INTERNATIONAL BANK FOR RECONSTRUCT MTN 1.625 11/03/2031 | 0.13%        |
| ANHEUSER-BUSCH COMPANIES LLC 4.9 02/01/2046             | 0.12%        |
| EUROPEAN INVESTMENT BANK 0.375 03/26/2026               | 0.10%        |
| MORGAN STANLEY MTN 3.125 07/27/2026                     | 0.09%        |
| INTER-AMERICAN DEVELOPMENT BANK MTN 1.5 01/13/2027      | 0.08%        |
| KFW 3.625 04/01/2026                                    | 0.08%        |
| CANADA (GOVERNMENT OF) 3.75 04/26/2028                  | 0.08%        |
| ASIAN DEVELOPMENT BANK MTN 3.75 04/25/2028              | 0.08%        |
| KFW 5 03/16/2026  | 0.08%        |
| EUROPEAN INVESTMENT BANK 3.875 03/15/2028               | 0.08%        |
| <b>Total of Portfolio</b>                               | <b>0.92%</b> |

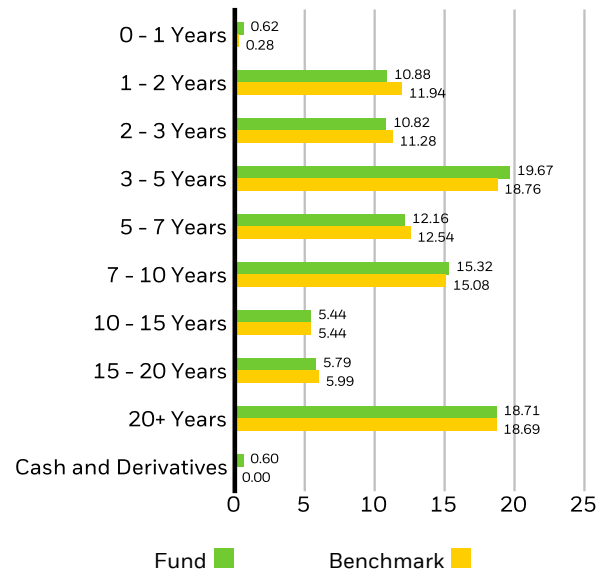
Holdings subject to change

#### SECTOR BREAKDOWN (%)



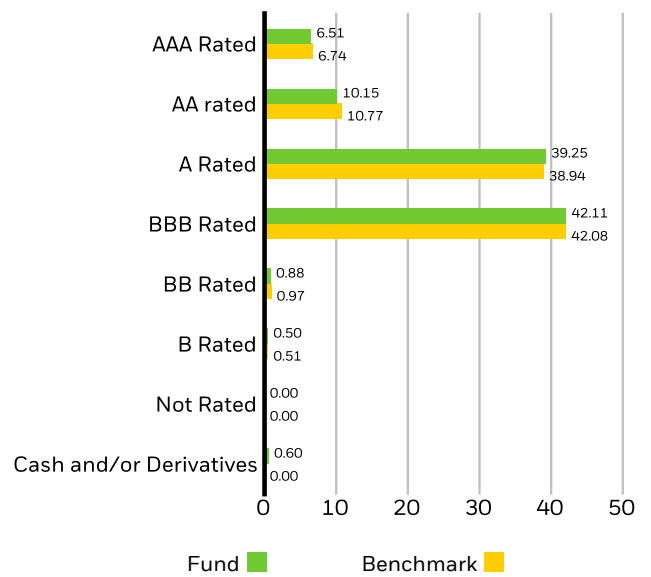
Negative weightings may result from specific circumstances (including timing differences between trade and settlement dates of securities purchased by the funds) and/or the use of certain financial instruments, including derivatives, which may be used to gain or reduce market exposure and/or risk management. Allocations are subject to change

#### MATURITY BREAKDOWN (%)



Allocations are subject to change. Source: BlackRock

#### CREDIT RATINGS (%)



Allocations are subject to change. Source: BlackRock

#### Contact Us

For EMEA: +353 1 612 3394 • [www.blackrock.com](http://www.blackrock.com) • [investor.services@blackrock.com](mailto:investor.services@blackrock.com)

# iShares US Corporate Bond Index Fund (IE)

## Inst Hedged Euro

### BlackRock Fixed Income Dublin Funds Plc



#### GLOSSARY

**SFDR Classification: Article 8:** Products that promote environmental or social characteristics and promote good governance practices.

**Article 9:** Products that have sustainable investments as an objective and follow good governance practices. **Other:** Products that do not meet the criteria to be classified as Article 8 or 9.

**Yield to Maturity:** Yield to Maturity (YTM) is the discount rate that equates the present value of bond's cash flows with its market price (including accrued interest). The fund YTM is the weighted average of fund's individual bond holding YTM's based upon Net Asset Value ('NAV'). The measure does not include fees and expenses. For callable bonds, YTM is the Yield-to-Worst.

**Effective Duration:** Effective duration is a measure of a fund's interest-rate sensitivity. Put simply, the longer a fund's duration, the more sensitive the fund is to shifts in interest rates. So a fund with a duration of 10 years is twice as volatile as a fund with a five-year duration.

#### IMPORTANT INFORMATION:

**In the UK and Non-European Economic Area (EEA) countries:** this is issued by BlackRock Investment Management (UK) Limited, authorised and regulated by the Financial Conduct Authority. Registered office: 12 Throgmorton Avenue, London, EC2N 2DL. Tel: + 44 (0)20 7743 3000. Registered in England and Wales No. 02020394. For your protection telephone calls are usually recorded. Please refer to the Financial Conduct Authority website for a list of authorised activities conducted by BlackRock.

**Fixed Income Dublin Funds (FIDF):** Fund name is a sub fund of BlackRock Fixed Income Dublin Funds (plc) (the Fund). The Fund is organised under the laws of Ireland and authorised by the Central Bank of Ireland as UCITS for the purposes of the UCITS Regulations. Investment in the sub-fund(s) is only open to 'Qualified Holders', as defined in the relevant Fund Prospectus. In the UK subscriptions in the Fund are valid only if made on the basis of the current Prospectus, the most recent financial reports and the Key Investor Information Document, and in EEA and Switzerland subscriptions in the Fund are valid only if made on the basis of the current Prospectus, the most recent financial reports and the Packaged Retail and Insurance-based Investment Products Key Information Document (PRIIPs KID) which are available in registered jurisdictions and local language where they are registered, these can be found at [www.blackrock.com](http://www.blackrock.com) on the relevant product pages. Investors should understand all characteristics of the funds objective before investing, if applicable this includes sustainable disclosures and sustainable related characteristics of the fund as found in the prospectus, which can be found [www.blackrock.com](http://www.blackrock.com) on the relevant product pages for where the fund is registered for sale. . Prospectuses, Key Investor Information Documents, PRIIPs KID and application forms may not be available to investors in certain jurisdictions where the Fund in question has not been authorised. BlackRock may terminate marketing at any time. For information on investor rights and how to raise complaints please go to <https://www.blackrock.com/corporate/compliance/investor-right> available in in local language in registered jurisdictions.

> Any research in this document has been procured and may have been acted on by BlackRock for its own purpose. The results of such research are being made available only incidentally. The views expressed do not constitute investment or any other advice and are subject to change. They do not necessarily reflect the views of any company in the BlackRock Group or any part thereof and no assurances are made as to their accuracy.

This document is for information purposes only and does not constitute an offer or invitation to anyone to invest in any BlackRock funds and has not been prepared in connection with any such offer.

© 2025 BlackRock, Inc. All Rights reserved. BLACKROCK, BLACKROCK SOLUTIONS and iSHARES are trademarks of BlackRock, Inc. or its affiliates. All other trademarks are those of their respective owners.

#### Contact Us

For EMEA: +353 1 612 3394 • [www.blackrock.com](http://www.blackrock.com) • [investor.services@blackrock.com](mailto:investor.services@blackrock.com)