

PASSIVE

iShares Emerging Markets Index Fund (IE) Inst Euro BlackRock Index Selection Fund

iShares
by BlackRock

September 2024

Unless otherwise stated, Performance, Portfolio Breakdowns and Net Asset information as at: 30-Sep-2024. All other data as at 15-Oct-2024.

This document is marketing material. For Investors in the UK. Investors should read the KIID/PRIIPs document and prospectus prior to investing, and should refer to the prospectus for the funds full list of risks.

FUND OVERVIEW

- The Fund aims to achieve a return on your investment, through a combination of capital growth and income on the Fund's assets, which reflects the return of the global emerging equity market.
- The Fund is passively managed and invests so far as possible and practicable in equity securities (e.g. shares) that make up the MSCI Emerging Markets Index, the Fund's benchmark index.
- The benchmark index measures the performance of the equity market in the global emerging markets and is a free float -adjusted market capitalisation weighted index. Free float-adjusted means that only shares readily available in the market rather than all of a company's issued shares are used in calculating the benchmark index. Free float-adjusted market capitalisation is the share price of a company multiplied by the number of shares readily available in the market. Further details regarding the Benchmark Index (including its constituents) are available on the index provider's website at <https://www.msci.com/constituents>.

RISK INDICATOR

Lower Risk

Potentially Lower Rewards

Higher Risk

Potentially Higher Rewards



CAPITAL AT RISK: The value of investments and the income from them can fall as well as rise and are not guaranteed. Investors may not get back the amount originally invested.

KEY RISKS:

- Emerging markets are generally more sensitive to economic and political conditions than developed markets. Other factors include greater 'Liquidity Risk', restrictions on investment or transfer of assets, failed/delayed delivery of securities or payments to the Fund and sustainability-related risks.
- Currency Risk: The Fund invests in other currencies. Changes in exchange rates will therefore affect the value of the investment.
- The value of equities and equity-related securities can be affected by daily stock market movements. Other influential factors include political, economic news, company earnings and significant corporate events.
- Counterparty Risk: The insolvency of any institutions providing services such as safekeeping of assets or acting as counterparty to derivatives or other instruments, may expose the Fund to financial loss.
- Liquidity Risk: Lower liquidity means there are insufficient buyers or sellers to allow the Fund to sell or buy investments readily.

RATINGS



KEY FACTS

Asset Class : Equity
Benchmark : MSCI Emerging Markets Index
Fund Launch Date : 26-Sept-2008
Share Class Launch Date : 23-Jul-2009
Share Class Currency : EUR
Use of Income : Accumulating
Net Assets of Fund (M) : 8,494.40 USD
Morningstar Category : Global Emerging Markets Equity
SFDR Classification : Other
Domicile : Ireland
ISIN : IE00B3D07F16
Management Company : BlackRock Asset Management Ireland Limited
Analyst-Driven %ⁱ : 100.00%
Data Coverage %ⁱ : 100.00%

FEES AND CHARGES

Annual Management Fee : 0.25%
Ongoing Charge : 0.32%
Performance Fee : 0.00%

DEALING INFORMATION

Dealing Frequency : Daily, forward pricing basis
Minimum Initial Investment : 1,000,000 EUR *
Settlement : Trade Date + 3 days
* or currency equivalent

PORTFOLIO CHARACTERISTICS

Price to Book Ratio : 1.89x
Price to Earnings Ratio : 16.67x
Standard Deviation (3y) : 13.69
3y Beta : 1.00
Number of Holdings : 1,266

PORTFOLIO MANAGER(S)

Kieran Doyle
Group Index Equity PM Core EM EMEA

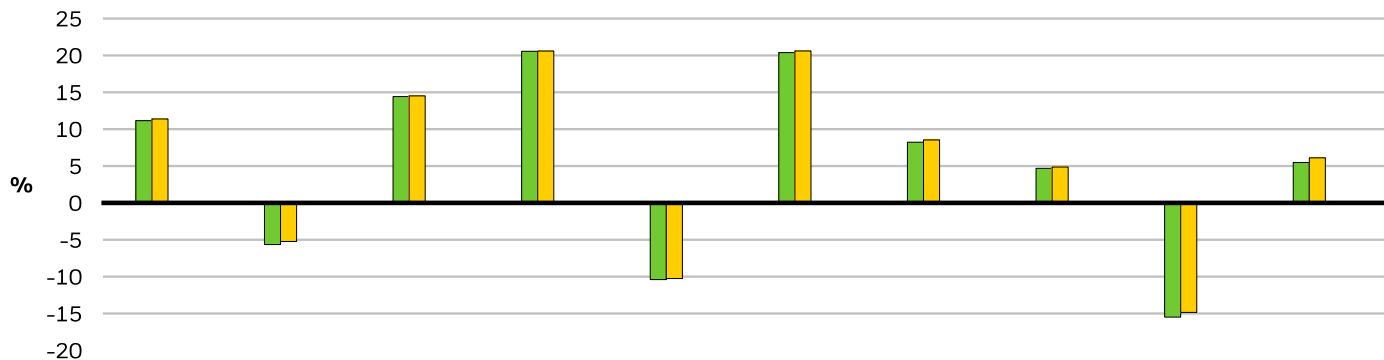
iShares Emerging Markets Index Fund (IE)

Inst Euro

BlackRock Index Selection Fund

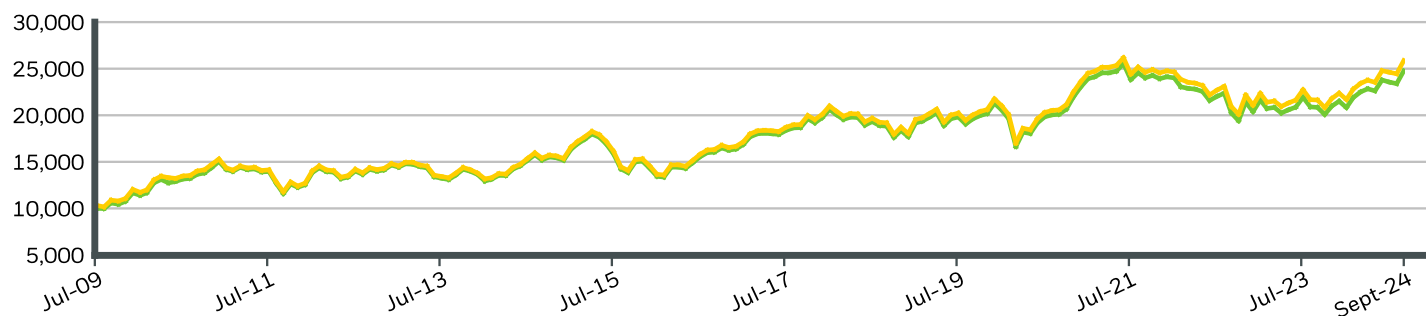


CALENDAR YEAR PERFORMANCE



	2014	2015	2016	2017	2018	2019	2020	2021	2022	2023
Share Class	11.15	-5.65	14.42	20.56	-10.40	20.38	8.23	4.69	-15.49	5.48
Benchmark	11.38	-5.23	14.51	20.59	-10.26	20.60	8.54	4.86	-14.85	6.11

GROWTH OF HYPOTHETICAL 10,000 EUR SINCE INCEPTION



CUMULATIVE & ANNUALISED PERFORMANCE

	CUMULATIVE (%)					ANNUALISED (% p.a.)		
	1m	3m	6m	YTD	1y	3y	5y	Since Inception
Share Class	5.88	4.15	10.05	15.18	18.83	1.04	4.79	6.41
Benchmark	5.80	4.41	10.47	15.67	19.58	1.67	5.26	6.46

The figures shown relate to past performance. Past performance is not a reliable indicator of current or future performance and should not be the sole factor of consideration when selecting a product or strategy. Share Class and Benchmark performance displayed in EUR, hedged share class benchmark performance is displayed in USD. Performance is shown on a Net Asset Value (NAV) basis, with gross income reinvested where applicable. The return of your investment may increase or decrease as a result of currency fluctuations if your investment is made in a currency other than that used in the past performance calculation. **Source:** BlackRock

- Share Class iShares Emerging Markets Index Fund (IE)Inst Euro
- Benchmark MSCI Emerging Markets Index

Contact Us

For EMEA: +353 1 612 3394 • www.blackrock.com • investor.services@blackrock.com

iShares Emerging Markets Index Fund (IE)

Inst Euro

BlackRock Index Selection Fund

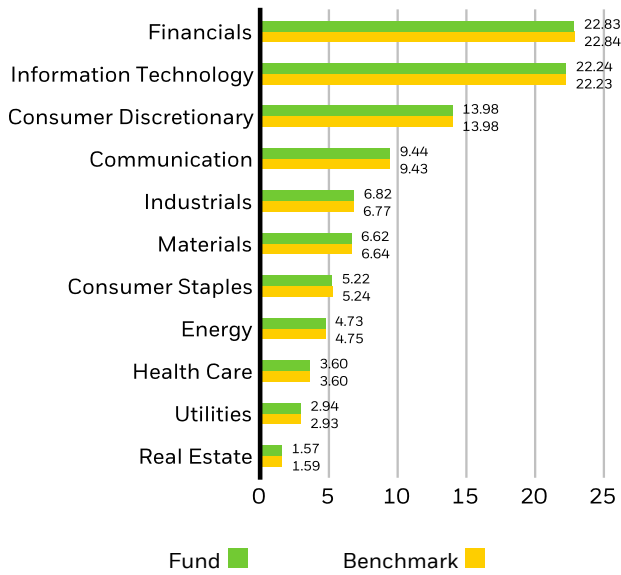
TOP 10 HOLDINGS (%)

TAIWAN SEMICONDUCTOR MANUFACTURING	9.00%
TENCENT HOLDINGS LTD	4.53%
SAMSUNG ELECTRONICS LTD	2.71%
ALIBABA GROUP HOLDING LTD	2.60%
MEITUAN	1.33%
PDD HOLDINGS ADS INC	1.13%
HDFC BANK LTD	1.06%
ICICI BANK LTD	0.96%
INFOSYS LTD	0.90%
RELIANCE INDUSTRIES GDR REPRESENTI 144A	0.89%

Total of Portfolio **25.11%**

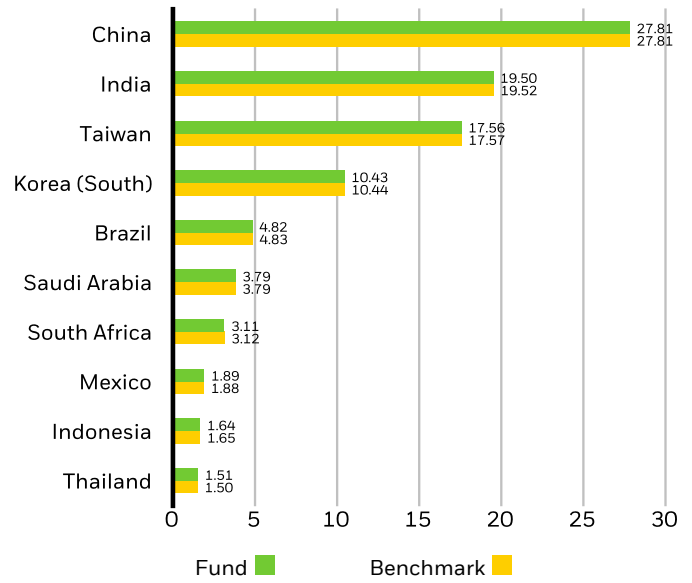
Holdings subject to change

SECTOR BREAKDOWN (%)



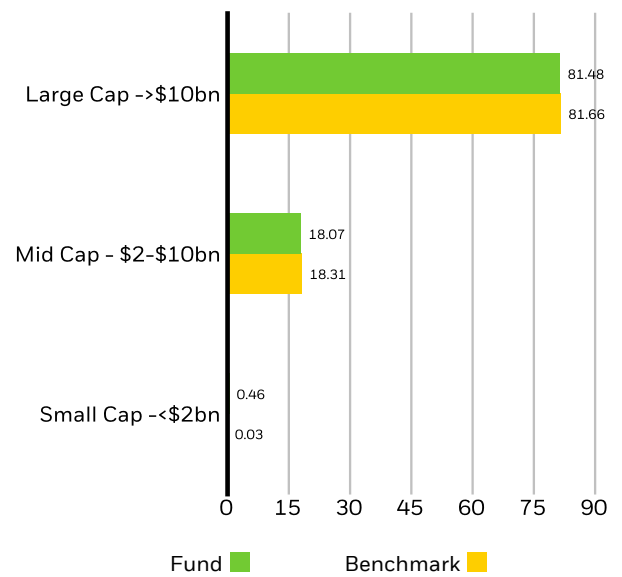
Allocations are subject to change. Source: BlackRock

GEOGRAPHIC BREAKDOWN (%)



Allocations are subject to change. Source: BlackRock

MARKET CAPITALISATION (%)



Allocations are subject to change. Source: BlackRock

Contact Us

For EMEA: +353 1 612 3394 • www.blackrock.com • investor.services@blackrock.com

GLOSSARY

SFDR Classification: Article 8: Products that promote environmental or social characteristics and promote good governance practices.

Article 9: Products that have sustainable investments as an objective and follow good governance practices. **Other:** Products that do not meet the criteria to be classified as Article 8 or 9.

Price to Earnings: A valuation ratio of a company's current share price compared to its per-share earnings in the current forecast year, calculated as current share price divided by current earnings per share.

Price to Book Ratio: represents the ratio of the current closing price of the share to the latest quarter's book value per share.

IMPORTANT INFORMATION:

¹Negative weightings may result from specific circumstances (including timing differences between trade and settlement dates of securities purchased by the funds) and/or the use of certain financial instruments, including derivatives, which may be used to gain or reduce market exposure and/or risk management. Allocations are subject to change

The Morningstar Medalist Rating™ is the summary expression of Morningstar's forward-looking analysis of investment strategies using a rating scale of Gold, Silver, Bronze, Neutral, and Negative. The ratings indicate which investments Morningstar believes are likely to outperform a relevant index or peer group average on a risk-adjusted basis over time. Analysts assign three pillar ratings (People, Parent and Process) based on their qualitative assessment, subject to the oversight of the Analyst Rating Committee, and monitor and reevaluate them at least every 14 months. For more detailed information about these ratings and methodology, please go to global.morningstar.com/managerdisclosures. The ratings are not statements of fact, nor credit or risk ratings. The rating (i) should not be used as the sole basis in evaluating an investment product, (ii) involves unknown risks which may cause expectations not to occur or to differ from what was expected, (iii) are not guaranteed to be based on complete or accurate assumptions, (iv) involve the risk that the return target will not be met due to unforeseen changes in management, technology, economic development, interest rate development, operating and/or material costs, competitive pressure, supervisory law, exchange and tax rates, and/or changes in political and social conditions, and (v) should not be considered an offer or solicitation to buy or sell the investment product.

In the UK and Non-European Economic Area (EEA) countries: this is issued by BlackRock Investment Management (UK) Limited, authorised and regulated by the Financial Conduct Authority. Registered office: 12 Throgmorton Avenue, London, EC2N 2DL. Tel: + 44 (0)20 7743 3000. Registered in England and Wales No. 02020394. For your protection telephone calls are usually recorded. Please refer to the Financial Conduct Authority website for a list of authorised activities conducted by BlackRock.

BlackRock Index Selection Funds (ISF): This document is marketing material. The iShares EMU Index Fund is a sub fund of BlackRock Index Selection Fund (the Fund). The Fund is organised under the laws of Ireland and authorised by the Central Bank of Ireland as UCITS for the purposes of the UCITS Regulations. Investment in the sub-fund(s) is only open to 'Qualified Holders', as defined in the relevant Fund Prospectus. In the UK subscriptions in BISF are valid only if made on the basis of the current Prospectus, the most recent financial reports and the Key Investor Information Document, and in EEA and Switzerland subscriptions in BISF are valid only if made on the basis of the current Prospectus, the most recent financial reports and the Packaged Retail and Insurance-based Investment Products Key Information Document (PRIIPs KID) which are available in registered jurisdictions and local language where they are registered, these can be found at www.blackrock.com on the relevant product pages. Investors should understand all characteristics of the funds objective before investing. PRIIPs KID and application forms may not be available to investors in certain jurisdictions where the Fund in question has not been authorised. BlackRock may terminate marketing at any time. For information on investor rights and how to raise complaints please go to <https://www.blackrock.com/corporate/compliance/investor-right> available in local language in registered jurisdictions.

Any research in this document has been procured and may have been acted on by BlackRock for its own purpose. The results of such research are being made available only incidentally. The views expressed do not constitute investment or any other advice and are subject to change. They do not necessarily reflect the views of any company in the BlackRock Group or any part thereof and no assurances are made as to their accuracy.

This document is for information purposes only and does not constitute an offer or invitation to anyone to invest in any BlackRock funds and has not been prepared in connection with any such offer.

© 2024 BlackRock, Inc. All Rights reserved. BLACKROCK, BLACKROCK SOLUTIONS and iSHARES are trademarks of BlackRock, Inc. or its subsidiaries in the United States and elsewhere. All other trademarks are those of their respective owners.

Contact Us

For EMEA: +353 1 612 3394 • www.blackrock.com • investor.services@blackrock.com