

PASSIVE

iShares Emerging Markets Equity ESG Screened and Optimised Index Fund (UK) Class D British Pound BlackRock Collective Investment Funds

iShares
by BlackRock

December 2024

Unless otherwise stated, Performance, Portfolio Breakdowns and Net Asset information as at: 31-Dec-2024. All other data as at 10-Jan-2025.

This document is marketing material. For Investors in the UK. Investors should read the KIID/PRIPs document and prospectus prior to investing, and should refer to the prospectus for the funds full list of risks.

FUND OVERVIEW

- The Fund aims to provide a return (gross of charges) on your investment (generated through an increase in the value of the assets held by the Fund) by tracking closely the performance of the Morningstar Emerging Markets ESG Enhanced Index (the "Benchmark Index").
- The Fund is passively managed and will invest in a portfolio of equity securities (e.g. shares) that as far as possible and practicable consist of the component securities of the Fund's benchmark index in similar proportions to their weightings in the Fund's benchmark Index.
- The Benchmark Index aims to reflect the performance of a sub-set of equity securities within the Morningstar Emerging Markets Target Market Exposure Index (the "Parent Index") which remain after the index provider has excluded securities using pre-defined ESG screens and weighted securities using an optimisation process, as determined by the index provider (as further described in the Fund's prospectus).


RISK INDICATOR

Lower Risk

Potentially Lower Rewards

Higher Risk

Potentially Higher Rewards



CAPITAL AT RISK: The value of investments and the income from them can fall as well as rise and are not guaranteed. Investors may not get back the amount originally invested.

KEY RISKS:

- Emerging markets are generally more sensitive to economic and political conditions than developed markets. Other factors include greater 'Liquidity Risk', restrictions on investment or transfer of assets, failed/delayed delivery of securities or payments to the Fund and sustainability-related risks.
- Investment risk is concentrated in specific sectors, countries, currencies or companies. This means the Fund is more sensitive to any localised economic, market, political, sustainability-related or regulatory events.
- The value of equities and equity-related securities can be affected by daily stock market movements. Other influential factors include political, economic news, company earnings and significant corporate events.
- The benchmark index only excludes companies engaging in certain activities inconsistent with ESG criteria if such activities exceed the thresholds determined by the index provider. Investors should therefore make a personal ethical assessment of the benchmark index's ESG screening prior to investing in the Fund. Such ESG screening may adversely affect the value of the Fund's investments compared to a fund without such screening.
- Counterparty Risk: The insolvency of any institutions providing services such as safekeeping of assets or acting as counterparty to derivatives or other instruments, may expose the Fund to financial loss.
- Liquidity Risk: Lower liquidity means there are insufficient buyers or sellers to allow the Fund to sell or buy investments readily.

KEY FACTS

Target[†]: Morningstar Emerging Markets ESG Enhanced Index (Net)
Asset Class: Equity
Fund Launch Date: 11-Apr-2022
Share Class Launch Date: 12-Apr-2022
Share Class Currency: GBP
Use of Income: Distributing
Net Assets of Fund (M): 878.94 GBP
Morningstar Category: -
Domicile: United Kingdom
ISIN: GBO0BN090414
Management Company: BlackRock Investment Management (UK) Limited

FEES AND CHARGES

Annual Management Fee: 0.12%
Ongoing Charge: 0.19%
Performance Fee: 0.00%

DEALING INFORMATION

Dealing Frequency: Daily, forward pricing basis
Settlement: Trade Date + 3 days

PORTFOLIO CHARACTERISTICS

Price to Book Ratio: 1.88x
Price to Earnings Ratio: 16.05x
Number of Holdings: 1,194


PORTFOLIO MANAGER(S)

Kieran Doyle

iShares Emerging Markets Equity ESG Screened and Optimised Index Fund (UK) Class D British Pound BlackRock Collective Investment Funds

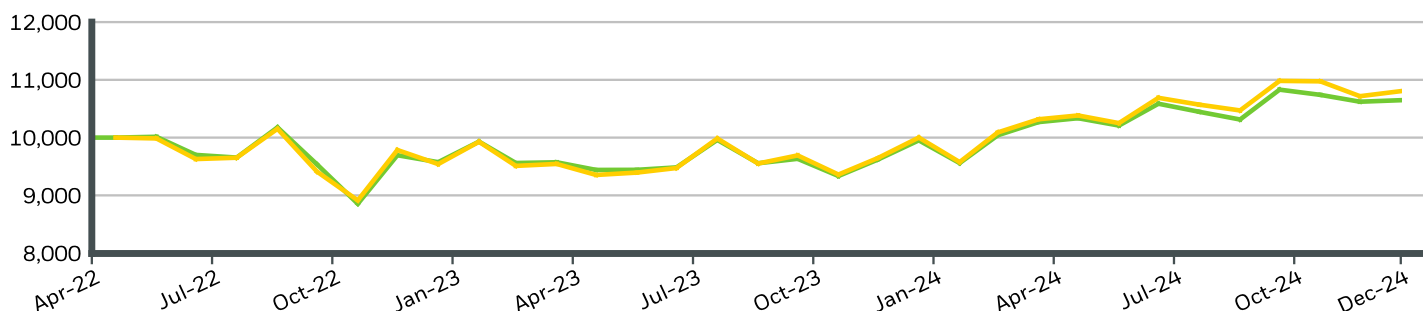


CALENDAR YEAR PERFORMANCE



	2020	2021	2022	2023	2024
Share Class	-	-	-	3.95	6.98
Target ^{†1}	-	-	-	4.81	8.04

GROWTH OF HYPOTHETICAL 10,000 GBP SINCE INCEPTION



CUMULATIVE & ANNUALISED PERFORMANCE

	CUMULATIVE (%)					ANNUALISED (% p.a.)		
	1m	3m	6m	YTD	1y	3y	5y	Since Inception
Share Class	0.25	-1.68	0.58	6.98	6.98	-	-	2.59
Target ^{†1}	0.82	-1.62	1.08	8.04	8.04	-	-	3.27

The figures shown relate to past performance. Past performance is not a reliable indicator of current or future performance and should not be the sole factor of consideration when selecting a product or strategy. Share Class and Benchmark performance displayed in GBP, hedged share class benchmark performance is displayed in GBP. Performance is shown on a Net Asset Value (NAV) basis, with gross income reinvested where applicable. The return of your investment may increase or decrease as a result of currency fluctuations if your investment is made in a currency other than that used in the past performance calculation. **Source:** BlackRock

■ Share Class iShares Emerging Markets Equity ESG Screened and Optimised Index Fund (UK) Class D British Pound
■ Target^{†1} Morningstar Emerging Markets ESG Enhanced Index (Net)

Contact Us

For EMEA: 0800 445 522 • www.blackrock.com • investor.services@blackrock.com

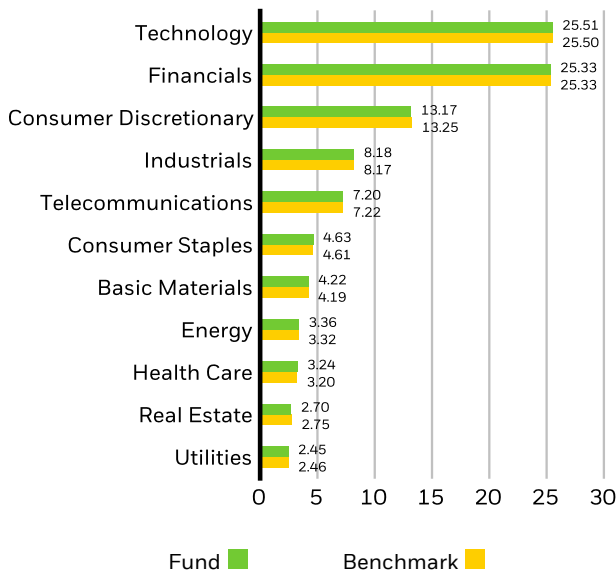
iShares Emerging Markets Equity ESG Screened and Optimised Index Fund (UK) Class D British Pound BlackRock Collective Investment Funds

TOP 10 HOLDINGS (%)

TAIWAN SEMICONDUCTOR MANUFACTURING	10.01%
SAMSUNG ELECTRONICS LTD	3.05%
ALIBABA GROUP HOLDING LTD	2.31%
MEITUAN	1.41%
HDFC BANK LTD	1.32%
INFOSYS LTD	1.14%
CHINA CONSTRUCTION BANK CORP A	1.12%
HON HAI PRECISION INDUSTRY LTD	1.05%
ICICI BANK LTD	0.98%
INTERNATIONAL HOLDINGS	0.95%
Total of Portfolio	23.34%

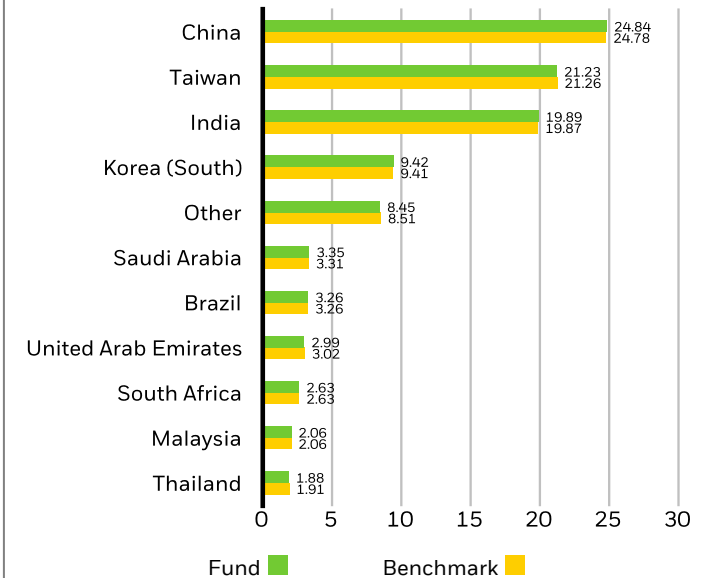
Holdings subject to change

SECTOR BREAKDOWN (%)



Negative weightings may result from specific circumstances (including timing differences between trade and settlement dates of securities purchased by the funds) and/or the use of certain financial instruments, including derivatives, which may be used to gain or reduce market exposure and/or risk management. Allocations are subject to change

GEOGRAPHIC BREAKDOWN (%)



Allocations are subject to change. Source: BlackRock

Contact Us

For EMEA: 0800 445 522 • www.blackrock.com • investor.services@blackrock.com

iShares Emerging Markets Equity ESG Screened and Optimised Index Fund (UK) Class D British Pound BlackRock Collective Investment Funds



GLOSSARY

Price to Book Ratio: represents the ratio of the current closing price of the share to the latest quarter's book value per share.

Price to Earnings: A valuation ratio of a company's current share price compared to its per-share earnings in the current forecast year, calculated as current share price divided by current earnings per share.

IMPORTANT INFORMATION:

In the UK and Non-European Economic Area (EEA) countries: this is issued by BlackRock Investment Management (UK) Limited, authorised and regulated by the Financial Conduct Authority. Registered office: 12 Throgmorton Avenue, London, EC2N 2DL. Tel: + 44 (0)20 7743 3000. Registered in England and Wales No. 02020394. For your protection telephone calls are usually recorded. Please refer to the Financial Conduct Authority website for a list of authorised activities conducted by BlackRock.

BlackRock Collective Investment Funds: The BCIF - iShares Developed World Fossil Fuel Screened Equity Index Fund (UK) and the iShares 350 UK Equity Index Fund (UK) is a sub-fund of BlackRock Collective Investment Funds (BCIF), an authorised unit trust scheme. The Fund is organised under the laws of England and Wales and authorised by the Financial Conduct Authority (FCA) as a UK UCITS for the purposes of the FCA's COLL rules and requirements. Prospective investors should carefully review the prospectus for the Fund and should consider the risk discussion under "Risk Factors" prior to making an investment decision. Subscriptions in the Fund are valid only if made on the basis of the current Prospectus, the most recent financial reports and the Key Investor Information Document for the relevant class, which are available at www.blackrock.com on the relevant product pages. Prospectuses, Key Investor Information Documents and application forms may not be available to investors in certain jurisdictions where the Fund in question has not been authorised. Investors should understand all characteristics of the funds objective before investing, if applicable this includes sustainable disclosures and sustainable related characteristics of the fund as found in the prospectus, which can be found www.blackrock.com on the relevant product pages for where the fund is registered for sale. US Persons are not permitted to subscribe for units in the Funds. BlackRock may terminate marketing at any time. For information on investor rights and how to raise complaints please go to <https://www.blackrock.com/corporate/compliance/investor-right> available in in local language in registered jurisdictions.

Any research in this document has been procured and may have been acted on by BlackRock for its own purpose. The results of such research are being made available only incidentally. The views expressed do not constitute investment or any other advice and are subject to change. They do not necessarily reflect the views of any company in the BlackRock Group or any part thereof and no assurances are made as to their accuracy.

This document is for information purposes only and does not constitute an offer or invitation to anyone to invest in any BlackRock funds and has not been prepared in connection with any such offer.

© 2025 BlackRock, Inc. All Rights reserved. BLACKROCK, BLACKROCK SOLUTIONS and iSHARES are trademarks of BlackRock, Inc. or its affiliates. All other trademarks are those of their respective owners.

Contact Us

For EMEA: 0800 445 522 • www.blackrock.com • investor.services@blackrock.com