

**PASSIVE****iShares 350 UK Equity Index Fund (UK)  
Class X British Pound  
BlackRock Collective Investment Funds****iShares**  
by BlackRock**February 2025****Unless otherwise stated, Performance, Portfolio Breakdowns and Net Asset information as at: 28-Feb-2025. All other data as at 10-Mar-2025.****This document is marketing material.** For Investors in the UK. Investors should read the KIID/PRIIPs document and prospectus prior to investing, and should refer to the prospectus for the funds full list of risks.**FUND OVERVIEW**

- The Fund aims to provide a return on your investment (generated through an increase in the value of the assets held by the Fund) by tracking closely the performance of the FTSE 350 Index, the Fund's benchmark index.
- The Fund invests in equity securities (e.g. shares) of companies that make up the benchmark index.
- The benchmark index measures the performance of the 350 largest UK companies. The benchmark index is a free float-adjusted market capitalisation weighted index. Free float-adjusted means that only shares readily available in the market rather than all of a company's issued shares are used in calculating the benchmark index. Free float-adjusted market capitalisation is the share price of a company multiplied by the number of shares readily available in the market.

**RISK INDICATOR****Lower Risk**

Potentially Lower Rewards

**Higher Risk**

Potentially Higher Rewards

**CAPITAL AT RISK:** The value of investments and the income from them can fall as well as rise and are not guaranteed. Investors may not get back the amount originally invested.**KEY RISKS:**

- Investment risk is concentrated in specific sectors, countries, currencies or companies. This means the Fund is more sensitive to any localised economic, market, political, sustainability-related or regulatory events.
- The value of equities and equity-related securities can be affected by daily stock market movements. Other influential factors include political, economic news, company earnings and significant corporate events.
- Counterparty Risk: The insolvency of any institutions providing services such as safekeeping of assets or acting as counterparty to derivatives or other instruments, may expose the Fund to financial loss.

**RATINGS\*\*****KEY FACTS**

**Target<sup>††</sup>** : FTSE 350 Index  
**Asset Class** : Equity  
**Fund Launch Date** : 30-Sept-2013  
**Share Class Launch Date** : 30-Sept-2013  
**Share Class Currency** : GBP  
**Use of Income** : Accumulating  
**Net Assets of Fund (M)** : 908.32 GBP  
**Morningstar Category** : UK Large-Cap Equity  
**Domicile** : United Kingdom  
**ISIN** : GBO0BCDPB796  
**Management Company** : BlackRock Fund Managers Ltd  
**Analyst-Driven %<sup>i</sup>** : 20.00%  
**Data Coverage %<sup>ii</sup>** : 93.00%

**FEES AND CHARGES**

**Annual Management Fee** : 0.00%  
**Ongoing Charge** : 0.01%  
**Performance Fee** : 0.00%

**DEALING INFORMATION**

**Dealing Frequency** : Daily, forward pricing basis  
**Settlement** : Trade Date + 3 days

**PORTFOLIO CHARACTERISTICS**

**Price to Book Ratio** : 1.85x  
**Price to Earnings Ratio** : 16.61x  
**Standard Deviation (3y)** : 10.63  
**3y Beta** : 1.00  
**Number of Holdings** : 353

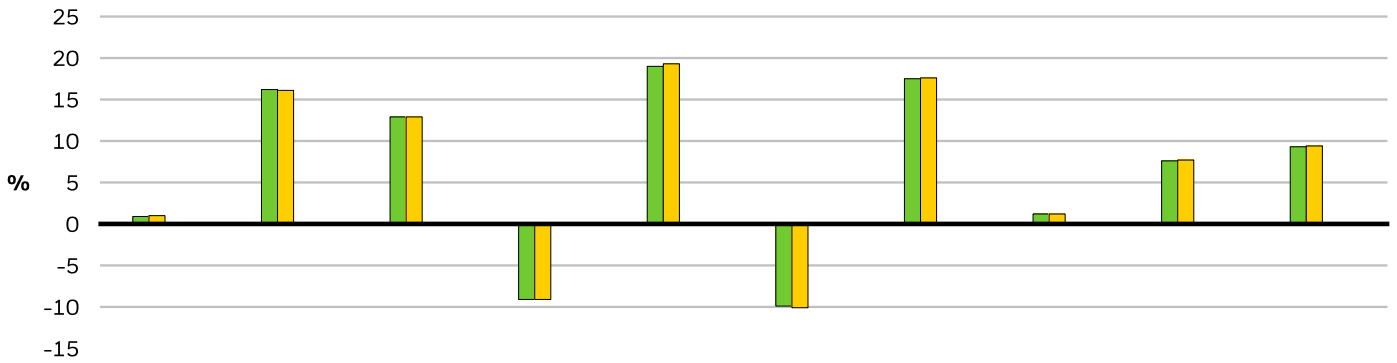
**PORTFOLIO MANAGER(S)**

Kieran Doyle

**iShares 350 UK Equity Index Fund (UK)**  
**Class X British Pound**  
**BlackRock Collective Investment Funds**

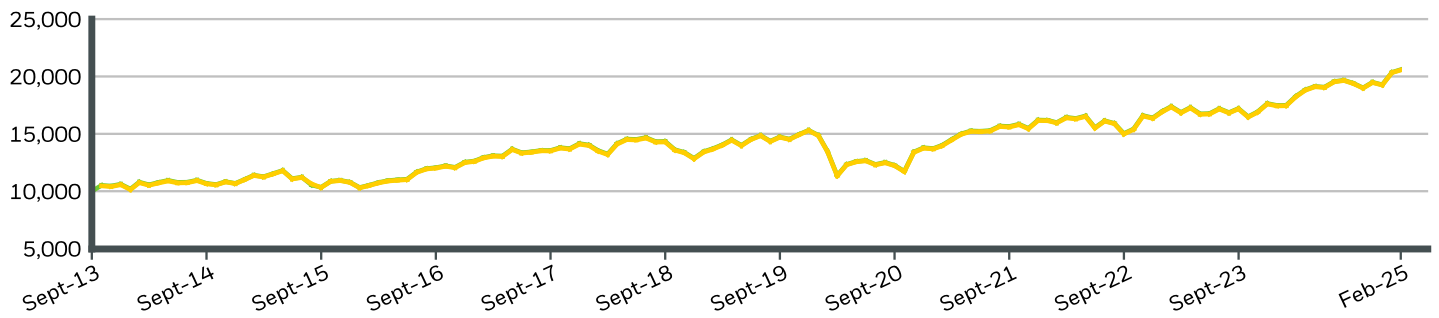


**CALENDAR YEAR PERFORMANCE**



	2015	2016	2017	2018	2019	2020	2021	2022	2023	2024
<b>Share Class</b>	0.94	16.23	12.92	-9.10	19.00	-9.92	17.51	1.17	7.63	9.25
<b>Target<sup>†1</sup></b>	0.96	16.08	12.88	-9.08	19.25	-10.07	17.55	1.17	7.67	9.37

**GROWTH OF HYPOTHETICAL 10,000 GBP SINCE INCEPTION**



**CUMULATIVE & ANNUALISED PERFORMANCE**

	CUMULATIVE (%)					ANNUALISED (% p.a.)		
	1m	3m	6m	YTD	1y	3y	5y	Since Inception
<b>Share Class</b>	1.18	5.65	4.68	6.85	17.78	8.83	8.85	6.53
<b>Target<sup>†1</sup></b>	1.14	5.61	4.66	6.80	17.85	8.84	8.86	6.52

The figures shown relate to past performance. Past performance is not a reliable indicator of current or future performance and should not be the sole factor of consideration when selecting a product or strategy. Share Class and Benchmark performance displayed in GBP, hedged share class benchmark performance is displayed in GBP. Performance is shown on a Net Asset Value (NAV) basis, with gross income reinvested where applicable. The return of your investment may increase or decrease as a result of currency fluctuations if your investment is made in a currency other than that used in the past performance calculation. **Source:** BlackRock

■ Share Class      iShares 350 UK Equity Index Fund (UK)Class X British Pound  
 ■ Target<sup>†1</sup>      FTSE 350 Index

**Contact Us**

For EMEA: 0800 445 522 • [www.blackrock.com](http://www.blackrock.com) • [investor.services@blackrock.com](mailto:investor.services@blackrock.com)

# iShares 350 UK Equity Index Fund (UK)

## Class X British Pound

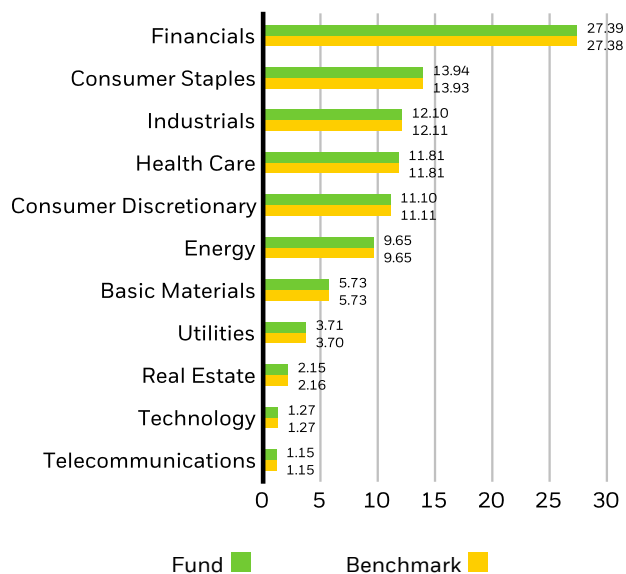
### BlackRock Collective Investment Funds

#### TOP 10 HOLDINGS (%)

ASTRAZENECA PLC	7.27%
HSBC HOLDINGS PLC	6.88%
SHELL PLC	6.62%
UNILEVER PLC	4.49%
RELX PLC	2.89%
BP PLC	2.86%
ROLLS-ROYCE HOLDINGS PLC	2.57%
BRITISH AMERICAN TOBACCO	2.50%
LONDON STOCK EXCHANGE GROUP PLC	2.39%
GLAXOSMITHKLINE	2.38%
<b>Total of Portfolio</b>	<b>40.85%</b>

Holdings subject to change

#### SECTOR BREAKDOWN (%)



Negative weightings may result from specific circumstances (including timing differences between trade and settlement dates of securities purchased by the funds) and/or the use of certain financial instruments, including derivatives, which may be used to gain or reduce market exposure and/or risk management. Allocations are subject to change

#### Contact Us

For EMEA: 0800 445 522 • [www.blackrock.com](http://www.blackrock.com) • [investor.services@blackrock.com](mailto:investor.services@blackrock.com)

# iShares 350 UK Equity Index Fund (UK)

## Class X British Pound

### BlackRock Collective Investment Funds

**iShares**  
by BlackRock

#### GLOSSARY

**Price to Book Ratio:** represents the ratio of the current closing price of the share to the latest quarter's book value per share.

**Analyst Driven %** is the analyst input into the overall rating assignment, including direct analyst coverage and inheritance of an analyst-rated pillar

**Price to Earnings:** A valuation ratio of a company's current share price compared to its per-share earnings in the current forecast year, calculated as current share price divided by current earnings per share.

**Data Coverage %** is available input data for rating calculation at the Pillar level

#### IMPORTANT INFORMATION:

\*\*The Morningstar Medalist Rating™ is the summary expression of Morningstar's forward-looking analysis of investment strategies using a rating scale of Gold, Silver, Bronze, Neutral, and Negative. The ratings indicate which investments Morningstar believes are likely to outperform a relevant index or peer group average on a risk-adjusted basis over time. Analysts assign three pillar ratings (People, Parent and Process) based on their qualitative assessment, subject to the oversight of the Analyst Rating Committee, and monitor and reevaluate them at least every 14 months. For more detailed information about these ratings and methodology, please go to [global.morningstar.com/managerdisclosures](http://global.morningstar.com/managerdisclosures). The ratings are not statements of fact, nor credit or risk ratings. The rating (i) should not be used as the sole basis in evaluating an investment product, (ii) involves unknown risks which may cause expectations not to occur or to differ from what was expected, (iii) are not guaranteed to be based on complete or accurate assumptions, (iv) involve the risk that the return target will not be met due to unforeseen changes in management, technology, economic development, interest rate development, operating and/or material costs, competitive pressure, supervisory law, exchange and tax rates, and/or changes in political and social conditions, and (v) should not be considered an offer or solicitation to buy or sell the investment product.

**In the UK and Non-European Economic Area (EEA) countries:** this is issued by BlackRock Investment Management (UK) Limited, authorised and regulated by the Financial Conduct Authority. Registered office: 12 Throgmorton Avenue, London, EC2N 2DL. Tel: + 44 (0)20 7743 3000. Registered in England and Wales No. 02020394. For your protection telephone calls are usually recorded. Please refer to the Financial Conduct Authority website for a list of authorised activities conducted by BlackRock.

BlackRock Collective Investment Funds: The BCIF - iShares Developed World Fossil Fuel Screened Equity Index Fund (UK) and the iShares 350 UK Equity Index Fund (UK) is a sub-fund of BlackRock Collective Investment Funds (BCIF), an authorised unit trust scheme. The Fund is organised under the laws of England and Wales and authorised by the Financial Conduct Authority (FCA) as a UK UCITS for the purposes of the FCA's COLL rules and requirements. Prospective investors should carefully review the prospectus for the Fund and should consider the risk discussion under "Risk Factors" prior to making an investment decision. Subscriptions in the Fund are valid only if made on the basis of the current Prospectus, the most recent financial reports and the Key Investor Information Document for the relevant class, which are available at [www.blackrock.com](http://www.blackrock.com) on the relevant product pages. Prospectuses, Key Investor Information Documents and application forms may not be available to investors in certain jurisdictions where the Fund in question has not been authorised. Investors should understand all characteristics of the funds objective before investing, if applicable this includes sustainable disclosures and sustainable related characteristics of the fund as found in the prospectus, which can be found [www.blackrock.com](http://www.blackrock.com) on the relevant product pages for where the fund is registered for sale. US Persons are not permitted to subscribe for units in the Funds. BlackRock may terminate marketing at any time. For information on investor rights and how to raise complaints please go to <https://www.blackrock.com/corporate/compliance/investor-right> available in in local language in registered jurisdictions.

Any research in this document has been procured and may have been acted on by BlackRock for its own purpose. The results of such research are being made available only incidentally. The views expressed do not constitute investment or any other advice and are subject to change. They do not necessarily reflect the views of any company in the BlackRock Group or any part thereof and no assurances are made as to their accuracy.

This document is for information purposes only and does not constitute an offer or invitation to anyone to invest in any BlackRock funds and has not been prepared in connection with any such offer.

© 2025 BlackRock, Inc. All Rights reserved. BLACKROCK, BLACKROCK SOLUTIONS and iSHARES are trademarks of BlackRock, Inc. or its affiliates. All other trademarks are those of their respective owners.

#### Contact Us

For EMEA: 0800 445 522 • [www.blackrock.com](http://www.blackrock.com) • [investor.services@blackrock.com](mailto:investor.services@blackrock.com)