

# BSF European Select Strategies Fund

## Class I4 Euro

### BlackRock Strategic Funds

Unless otherwise stated, Performance, Portfolio Breakdowns and Net Asset information as at: 31-Dec-2024. All other data as at 13-Jan-2025.

This document is marketing material. For Investors in the UK. Investors should read the KIID/PRIIPs document and prospectus prior to investing, and should refer to the prospectus for the funds full list of risks.

#### FUND OVERVIEW

- The Fund aims to maximise the return on your investment through a combination of capital growth and income on the Fund's assets in a manner consistent with the principles of environmental, social and governance (ESG) investing as disclosed in the Prospectus. For further details please refer to the ESG Policy section of the Fund as set out in the prospectus and at the BlackRock website at <https://www.blackrock.com/baselinescreens>
- The Fund invests in the range of eligible assets for UCITS funds across the full capital structure of companies (i.e. debt and equity), and securities issued by governments and government agencies. Financial derivative instruments (FDIs) may be used to help achieve the Fund's investment objective. FDIs are investments the prices of which are based on one or more underlying assets.
- The Fund will invest at least 65% of its total assets in fixed income (FI) and FI related securities which may include investments with a relatively low credit rating or which are unrated. The Fund may invest up to 35% of its total assets in equity and equity-related securities.

#### RISK INDICATOR

##### Lower Risk

Potentially Lower Rewards

##### Higher Risk

Potentially Higher Rewards



**CAPITAL AT RISK:** The value of investments and the income from them can fall as well as rise and are not guaranteed. Investors may not get back the amount originally invested.

#### KEY RISKS:

- Changes to interest rates, credit risk and/or issuer defaults will have a significant impact on the performance of fixed income securities. Non-investment grade fixed income securities can be more sensitive to changes in these risks than higher rated fixed income securities. Potential or actual credit rating downgrades may increase the level of risk.
- The value of equities and equity-related securities can be affected by daily stock market movements. Other influential factors include political, economic news, company earnings and significant corporate events.
- Derivatives may be highly sensitive to changes in the value of the asset on which they are based and can increase the size of losses and gains, resulting in greater fluctuations in the value of the Fund. The impact to the Fund can be greater where derivatives are used in an extensive or complex way.
- The Fund seeks to exclude companies engaging in certain activities inconsistent with ESG criteria. Such ESG screening may reduce the potential investment universe and this may adversely affect the value of the Fund's investments compared to a fund without such screening.
- Counterparty Risk: The insolvency of any institutions providing services such as safekeeping of assets or acting as counterparty to derivatives or other instruments, may expose the Fund to financial loss.
- Credit Risk: The issuer of a financial asset held within the Fund may not pay income or repay capital to the Fund when due.
- Liquidity Risk: Lower liquidity means there are insufficient buyers or sellers to allow the Fund to sell or buy investments readily.

#### KEY FACTS

**Constraint<sup>††</sup>:** Bloomberg Pan European Aggregate Index (Hedged EUR) (75%) and MSCI Europe Index (Hedged EUR) (25%)

**Asset Class:** Fixed Income

**Fund Launch Date:** 19-Aug-2015

**Share Class Launch Date:** 19-Aug-2015

**Share Class Currency:** EUR

**Use of Income:** Distributing

**Net Assets of Fund (M):** 193.61 EUR

**Morningstar Category:** EUR Cautious Allocation

**SFDR Classification:** Article 8

**Domicile:** Luxembourg

**ISIN:** LU1271725878

**Management Company:** BlackRock (Luxembourg) S.A.

#### FEES AND CHARGES

**Annual Management Fee:** 0.65%

**Ongoing Charge:** 0.75%

**Performance Fee:** 0.00%

#### DEALING INFORMATION

**Dealing Frequency:** Daily, forward pricing basis

**Settlement:** Trade Date + 3 days

#### PORTFOLIO CHARACTERISTICS

**Effective Duration:** 5.31 yrs

**Average Weighted Maturity:** 5.73 yrs

**Yield To Maturity:** 2.61%

**Standard Deviation (3y):** 7.87

**3y Beta:** 0.96

**Number of Holdings:** 467

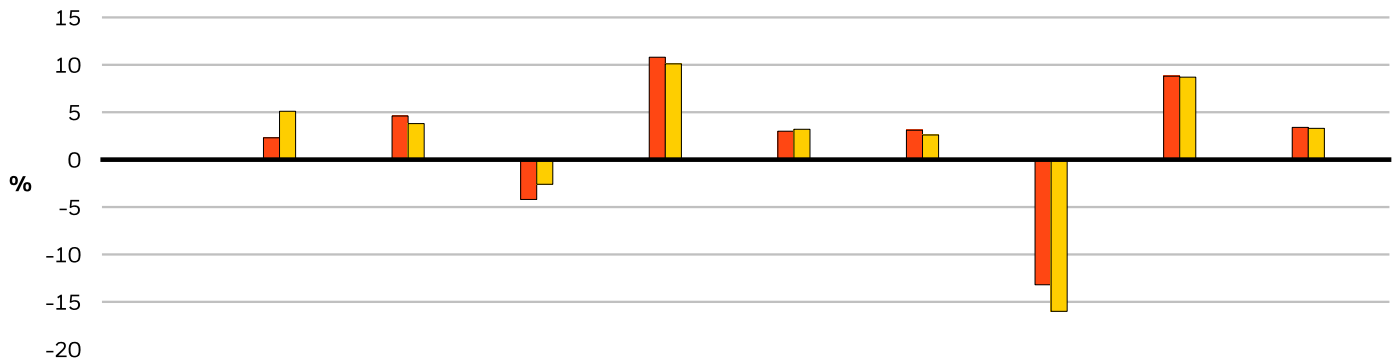
#### PORTFOLIO MANAGER(S)

Johan Sjogren

Ervin Beke

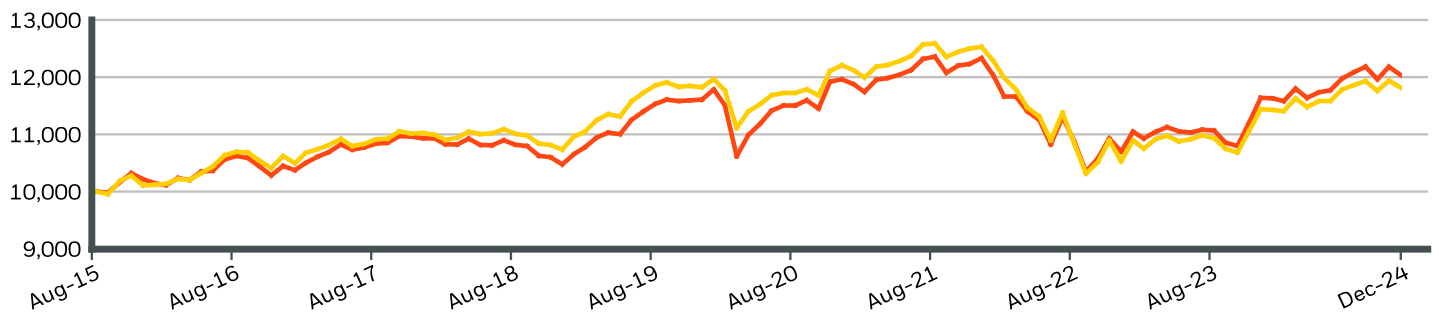
Joshua Nutman

#### CALENDAR YEAR PERFORMANCE



	2015	2016	2017	2018	2019	2020	2021	2022	2023	2024
<b>Share Class</b>	-	2.27	4.64	-4.17	10.81	3.05	3.10	-13.24	8.79	3.40
<b>Constraint<sup>††</sup></b>	-	5.08	3.79	-2.60	10.13	3.24	2.65	-15.97	8.65	3.30

#### GROWTH OF HYPOTHETICAL 10,000 EUR SINCE INCEPTION



#### CUMULATIVE & ANNUALISED PERFORMANCE

	CUMULATIVE (%)					ANNUALISED (% p.a.)		
	1m	3m	6m	YTD	1y	3y	5y	Since Inception
<b>Share Class</b>	-1.20	-1.21	2.24	3.40	3.40	-0.81	0.73	1.86
<b>Constraint<sup>††</sup></b>	-1.02	-0.96	2.01	3.30	3.30	-1.94	-0.01	1.65

The figures shown relate to past performance. Past performance is not a reliable indicator of current or future performance and should not be the sole factor of consideration when selecting a product or strategy. Share Class and Benchmark performance displayed in EUR, hedged share class benchmark performance is displayed in EUR. Performance is shown on a Net Asset Value (NAV) basis, with gross income reinvested where applicable. The return of your investment may increase or decrease as a result of currency fluctuations if your investment is made in a currency other than that used in the past performance calculation. **Source:** BlackRock

- Share Class      BSF European Select Strategies Fund Class I4 Euro
- Constraint<sup>††</sup>      Bloomberg Pan European Aggregate Index (Hedged EUR) (75%) and MSCI Europe Index (Hedged EUR) (25%)

#### Contact Us

For EMEA: +44 (0) 20 7743 3300 • [www.blackrock.com](http://www.blackrock.com) • [investor.services@blackrock.com](mailto:investor.services@blackrock.com)

# BSF European Select Strategies Fund

## Class I4 Euro

### BlackRock Strategic Funds



#### TOP 10 HOLDINGS (%)

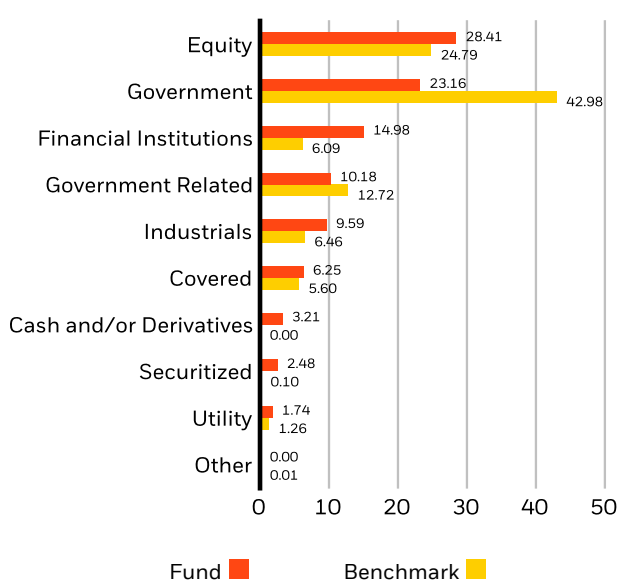
ENEL	1.09%
NOVO NORDISK CLASS B	1.02%
DEUTSCHE TELEKOM N AG	0.89%
SAP	0.88%
COMPAGNIE DE SAINT GOBAIN SA	0.88%
LONDON STOCK EXCHANGE GROUP PLC	0.83%
SANOFI SA	0.79%
SCHNEIDER ELECTRIC	0.78%
UNILEVER PLC	0.75%
PARTNERS GROUP HOLDING AG	0.75%
<b>Total of Portfolio</b>	<b>8.66%</b>

Holdings subject to change

#### MATURITY BREAKDOWN (%)

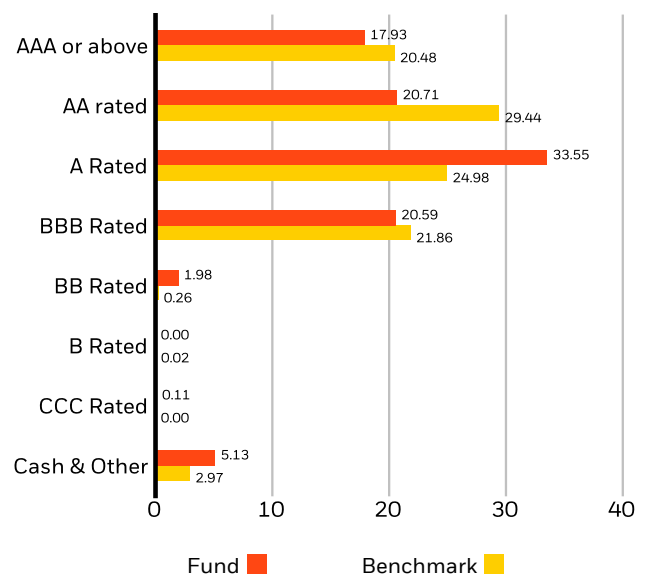
Exposure breakdowns data is unavailable at this time.

#### SECTOR BREAKDOWN (%)



Negative weightings may result from specific circumstances (including timing differences between trade and settlement dates of securities purchased by the funds) and/or the use of certain financial instruments, including derivatives, which may be used to gain or reduce market exposure and/or risk management. Allocations are subject to change

#### CREDIT RATINGS (%)



Allocations are subject to change. Source: BlackRock

#### Contact Us

For EMEA: +44 (0) 20 7743 3300 • [www.blackrock.com](http://www.blackrock.com) • [investor.services@blackrock.com](mailto:investor.services@blackrock.com)

# BSF European Select Strategies Fund

## Class I4 Euro

### BlackRock Strategic Funds

**BlackRock**

#### GLOSSARY

**SFDR Classification: Article 8:** Products that promote environmental or social characteristics and promote good governance practices.

**Article 9:** Products that have sustainable investments as an objective and follow good governance practices. **Other:** Products that do not meet the criteria to be classified as Article 8 or 9.

**Yield to Maturity:** Yield to Maturity (YTM) is the discount rate that equates the present value of bond's cash flows with its market price (including accrued interest). The fund YTM is the weighted average of fund's individual bond holding YTM's based upon Net Asset Value ('NAV'). The measure does not include fees and expenses. For callable bonds, YTM is the Yield-to-Worst.

**Effective Duration:** Effective duration is a measure of a fund's interest-rate sensitivity. Put simply, the longer a fund's duration, the more sensitive the fund is to shifts in interest rates. So a fund with a duration of 10 years is twice as volatile as a fund with a five-year duration.

#### IMPORTANT INFORMATION:

**In the UK and Non-European Economic Area (EEA) countries:** this is issued by BlackRock Investment Management (UK) Limited, authorised and regulated by the Financial Conduct Authority. Registered office: 12 Throgmorton Avenue, London, EC2N 2DL. Tel: + 44 (0)20 7743 3000. Registered in England and Wales No. 02020394. For your protection telephone calls are usually recorded. Please refer to the Financial Conduct Authority website for a list of authorised activities conducted by BlackRock.

**BSF Funds:** BlackRock Strategic Funds (BSF) is an open-ended investment company established and domiciled in Luxembourg which is available for sale in certain jurisdictions only. BSF is not available for sale in the U.S. or to U.S. persons. Product information concerning BSF should not be published in the U.S. BlackRock Investment Management (UK) Limited is the Principal Distributor of BSF and may terminate marketing at any time. In the UK, subscriptions in BSF are valid only if made on the basis of the current Prospectus, the most recent financial reports and the Key Investor Information Document, and in EEA and Switzerland subscriptions in BSF are valid only if made on the basis of the current Prospectus, the most recent financial reports and the Packaged Retail and Insurance-based Investment Products Key Information Document (PRIIPs KID) which are available in registered jurisdictions and local language where they are registered, these can be found at [www.blackrock.com](http://www.blackrock.com) on the relevant product pages. Prospectuses, Key Investor Information Documents, PRIIPs KID and application forms may not be available to investors in certain jurisdictions where the Fund in question has not been authorised. Investors should understand all characteristics of the funds objective before investing, if applicable this includes sustainable disclosures and sustainable related characteristics of the fund as found in the prospectus, which can be found [www.blackrock.com](http://www.blackrock.com) on the relevant product pages for where the fund is registered for sale. For information on investor rights and how to raise complaints please go to <https://www.blackrock.com/corporate/compliance/investor-right> available in local language in registered jurisdictions.

Any research in this document has been procured and may have been acted on by BlackRock for its own purpose. The results of such research are being made available only incidentally. The views expressed do not constitute investment or any other advice and are subject to change. They do not necessarily reflect the views of any company in the BlackRock Group or any part thereof and no assurances are made as to their accuracy.

This document is for information purposes only and does not constitute an offer or invitation to anyone to invest in any BlackRock funds and has not been prepared in connection with any such offer.

©2025 BlackRock, Inc. All Rights reserved. BLACKROCK, BLACKROCK SOLUTIONS and iSHARES are trademarks of BlackRock, Inc. or its affiliates. All other trademarks are those of their respective owners.

#### Contact Us

For EMEA: +44 (0) 20 7743 3300 • [www.blackrock.com](http://www.blackrock.com) • [investor.services@blackrock.com](mailto:investor.services@blackrock.com)