

BlackRock Solutions Funds ICAV – Coutts US

ESG Insights Equity Fund

Class C Dist Hedged British Pound

BlackRock Solutions Funds ICAV

Unless otherwise stated, Performance, Portfolio Breakdowns and Net Asset information as at: 31-Dec-2024. All other data as at 09-Jan-2025.

This document is marketing material. For Investors in the UK. Investors should read the KIID/PRIPs document and prospectus prior to investing, and should refer to the prospectus for the funds full list of risks.

FUND OVERVIEW

- The Fund aims to achieve a total return on your investment, through a combination of capital growth and income on its assets, while seeking to maximise the opportunities and minimise the potential risks associated with certain environmental, social and governance (ESG) themes and considerations.
- The Fund seeks to achieve this by investing in equity securities (i.e. shares) of companies within the MSCI USA ESG Screened Select Index (Index) and instruments related thereto, including financial derivative instruments (FDIs) (i.e. investments whose prices are based on one or more underlying assets). The MSCI USA Index (Parent Index) measures the performance of large and mid-capitalisation stocks of the US equity market. The Index aims to reflect a sub-set of equity securities within the Parent Index which remain after the index provider has excluded securities using pre-defined ESG screens. The Fund may also invest in deposits and cash.
- The Fund invests in accordance with its ESG Policy as disclosed in the prospectus

RISK INDICATOR

Lower Risk

Potentially Lower Rewards

Higher Risk

Potentially Higher Rewards



CAPITAL AT RISK: The value of investments and the income from them can fall as well as rise and are not guaranteed. Investors may not get back the amount originally invested.

KEY RISKS:

- The value of equities and equity-related securities can be affected by daily stock market movements. Other influential factors include political, economic news, company earnings and significant corporate events.
- The benchmark index only excludes companies engaging in certain activities inconsistent with ESG criteria if such activities exceed the thresholds determined by the index provider. Such ESG screening may reduce the potential investment universe and this may adversely affect the value of the Fund's investments compared to a fund without such screening.
- Counterparty Risk: The insolvency of any institutions providing services such as safekeeping of assets or acting as counterparty to derivatives or other instruments, may expose the Fund to financial loss.

KEY FACTS

Target^{††}: MSCI USA ESG Screened Select Index

Asset Class: Equity

Fund Launch Date: 18-Nov-2020

Share Class Launch Date: 28-Sept-2021

Fund Base Currency: USD

Share Class Currency: GBP

Use of Income: Distributing

Net Assets of Fund (M): 5,238.40 USD

Morningstar Category: -

SFDR Classification: Article 8

Domicile: Ireland

ISIN: IE00015CRKC3

Management Company: BlackRock Asset Management Ireland Limited

FEES AND CHARGES

Annual Management Fee: 0.06%

Ongoing Charge: 0.07%

Performance Fee: 0.00%

DEALING INFORMATION

Dealing Frequency: Daily, forward pricing basis

Settlement: Trade Date + 2 days

PORTFOLIO CHARACTERISTICS

Price to Book Ratio: 5.34x

Price to Earnings Ratio: 29.23x

Standard Deviation (3y): 18.01

3y Beta: 1.02

Number of Holdings: 227

PORTFOLIO MANAGER(S)


Jonathan Adams

Suzanne Ly

**BlackRock Solutions Funds ICAV - Coutts US
ESG Insights Equity Fund
Class C Dist Hedged British Pound
BlackRock Solutions Funds ICAV**



CALENDAR YEAR PERFORMANCE

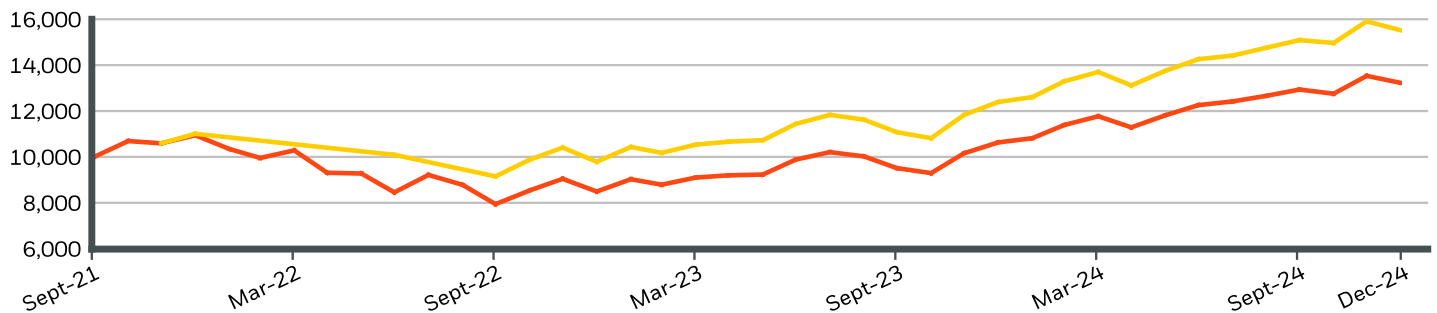


	2020	2021	2022	2023	2024
Share Class	-	-	-22.41	25.21	24.39
Target^{†1}	-	-	-19.85	26.58	25.22

During this period performance was achieved under circumstances that no longer apply.

Prior to 1st December 2023, the Fund used a different benchmark which is reflected in the benchmark data.

GROWTH OF HYPOTHETICAL 10,000 GBP SINCE INCEPTION



CUMULATIVE & ANNUALISED PERFORMANCE

	CUMULATIVE (%)					ANNUALISED (% p.a.)		
	1m	3m	6m	YTD	1y	3y	5y	Since Inception
Share Class	-2.27	2.24	7.89	24.39	24.39	6.51	-	8.64
Target^{†1}	-2.46	2.83	8.84	25.22	25.22	8.31	-	-

The figures shown relate to past performance. Past performance is not a reliable indicator of current or future performance and should not be the sole factor of consideration when selecting a product or strategy. Share Class and Benchmark performance displayed in GBP, hedged share class benchmark performance is displayed in USD. Performance is shown on a Net Asset Value (NAV) basis, with gross income reinvested where applicable. The return of your investment may increase or decrease as a result of currency fluctuations if your investment is made in a currency other than that used in the past performance calculation. **Source:** BlackRock

Share Class BlackRock Solutions Funds ICAV - Coutts US ESG Insights Equity FundClass C Dist Hedged British Pound
Target^{†1} MSCI USA ESG Screened Select Index

Contact Us

For EMEA: +353 1 612 3394 • www.blackrock.com • investor.services@blackrock.com

BlackRock Solutions Funds ICAV - Coutts US
ESG Insights Equity Fund
Class C Dist Hedged British Pound
BlackRock Solutions Funds ICAV

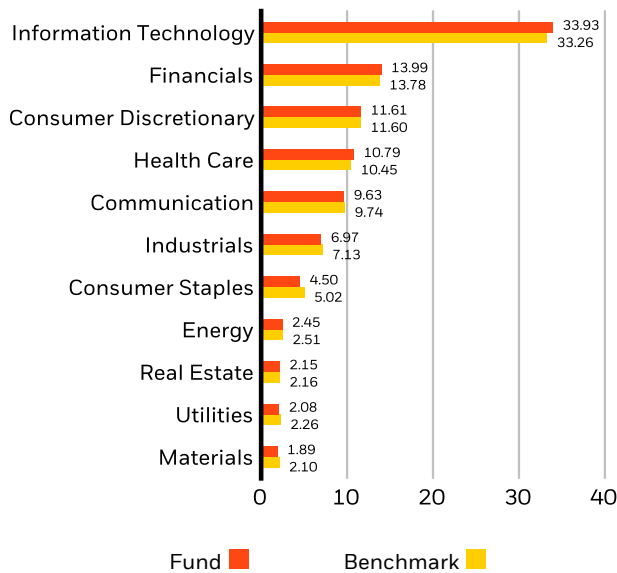


TOP 10 HOLDINGS (%)

APPLE INC	7.73%
NVIDIA CORP	6.66%
MICROSOFT CORP	6.60%
AMAZON COM INC	4.22%
META PLATFORMS INC CLASS A	2.50%
TESLA INC	2.44%
ALPHABET INC CLASS A	2.38%
ALPHABET INC CLASS C	2.08%
JPMORGAN CHASE & CO	1.99%
BROADCOM INC	1.95%
Total of Portfolio	38.55%

Holdings subject to change

SECTOR BREAKDOWN (%)



Negative weightings may result from specific circumstances (including timing differences between trade and settlement dates of securities purchased by the funds) and/or the use of certain financial instruments, including derivatives, which may be used to gain or reduce market exposure and/or risk management. Allocations are subject to change

Contact Us

For EMEA: +353 1 612 3394 • www.blackrock.com • investor.services@blackrock.com

BlackRock Solutions Funds ICAV - Coutts US

ESG Insights Equity Fund

Class C Dist Hedged British Pound

BlackRock Solutions Funds ICAV



GLOSSARY

SFDR Classification: Article 8: Products that promote environmental or social characteristics and promote good governance practices.

Article 9: Products that have sustainable investments as an objective and follow good governance practices. **Other:** Products that do not meet the criteria to be classified as Article 8 or 9.

Price to Earnings: A valuation ratio of a company's current share price compared to its per-share earnings in the current forecast year, calculated as current share price divided by current earnings per share.

Price to Book Ratio: represents the ratio of the current closing price of the share to the latest quarter's book value per share.

IMPORTANT INFORMATION:

In the UK and Non-European Economic Area (EEA) countries: this is issued by BlackRock Investment Management (UK) Limited, authorised and regulated by the Financial Conduct Authority. Registered office: 12 Throgmorton Avenue, London, EC2N 2DL. Tel: + 44 (0)20 7743 3000. Registered in England and Wales No. 02020394. For your protection telephone calls are usually recorded. Please refer to the Financial Conduct Authority website for a list of authorised activities conducted by BlackRock.

This document is marketing material, The fund is a sub fund of the BlackRock Solution Funds ICAV (the 'Fund'). The Fund is an Irish collective asset-management vehicle constituted as an umbrella fund with segregated liability between sub-funds and authorised by the Central Bank of Ireland pursuant to the Irish Collective Asset Management Vehicles Act 2015 and the UCITS Regulations. Any decision to invest must be based solely on the information contained in the Fund's Prospectus, Key Investor Information Document (KIID) and the latest half-yearly report and unaudited accounts and/or annual report and audited accounts, which are available in registered jurisdictions and available in local language where registered can be found at www.blackrock.com on the relevant product pages. Investors should understand all characteristics of the funds objective before investing. Prospectuses, Key Investor Information Documents and application forms may not be available to investors in certain jurisdictions where the Fund in question has not been authorised. Blackrock may terminate marketing at any time. For information on investor rights and how to raise complaints please go to <https://www.blackrock.com/corporate/compliance/investor-right> available in in local language in registered jurisdictions.

Any research in this document has been procured and may have been acted on by BlackRock for its own purpose. The results of such research are being made available only incidentally. The views expressed do not constitute investment or any other advice and are subject to change. They do not necessarily reflect the views of any company in the BlackRock Group or any part thereof and no assurances are made as to their accuracy.

This document is for information purposes only and does not constitute an offer or invitation to anyone to invest in any BlackRock funds and has not been prepared in connection with any such offer.

© 2025 BlackRock, Inc. All Rights reserved. BLACKROCK, BLACKROCK SOLUTIONS and iSHARES are trademarks of BlackRock, Inc. or its subsidiaries in the United States and elsewhere. All other trademarks are those of their respective owners.

Contact Us

For EMEA: +353 1 612 3394 • www.blackrock.com • investor.services@blackrock.com