

PASSIVE

BlackRock Charities UK Equity Index Fund

Class X British Pound

BlackRock Charities Funds

BlackRock®

December 2024

Unless otherwise stated, Performance, Portfolio Breakdowns and Net Asset information as at: 31-Dec-2024. All other data as at 17-Jan-2025.

This document is marketing material. For Investors in the UK. Investors should read the Key Investor Information Document and Prospectus prior to investing.

FUND OVERVIEW

- The Fund aims to provide a return on your investment (net of fees), generated through an increase in the value of the assets held by the Fund and/or income received from those assets by tracking closely the performance of the FTSE All Share Index ("Index").
- The Fund aims to invest directly in the equity (e.g. shares) of companies in the Index and at times invest indirectly via equity-related securities (i.e. other investments whose value is related to equities) that, as far as possible and practicable, make up the Index and, when determined appropriate directly in other funds, money market instruments (i.e. debt securities with short-term maturities) and cash and near cash.
- The investment manager (IM) may use derivatives (i.e. investments the prices of which are based on one or more underlying assets) for investment purposes in order to seek to achieve the Fund's investment objective and for efficient portfolio management purposes in order to reduce risk within the Fund, reduce investment costs, or to generate additional income for the Fund. Further investments may be used (including derivatives) to protect the value of the Fund, in whole or in part, from changes in currency exchange rates against its base currency.

RISK INDICATOR

Lower Risk

Potentially Lower Rewards

Higher Risk

Potentially Higher Rewards



CAPITAL AT RISK: The value of investments and the income from them can fall as well as rise and are not guaranteed. Investors may not get back the amount originally invested.

KEY RISKS:

- Investment risk is concentrated in specific sectors, countries, currencies or companies. This means the Fund is more sensitive to any localised economic, market, political, sustainability-related or regulatory events.
- The value of equities and equity-related securities can be affected by daily stock market movements. Other influential factors include political, economic news, company earnings and significant corporate events.
- Counterparty Risk: The insolvency of any institutions providing services such as safekeeping of assets or acting as counterparty to derivatives or other instruments, may expose the Fund to financial loss.

RATINGS**



KEY FACTS

Target^{††}: FTSE Custom All Share Net Of Tax Mid Day

Asset Class: Equity

Fund Launch Date: 31-Dec-1993

Share Class Launch Date: 01-Apr-2014

Share Class Currency: GBP

Use of Income: Distributing

Net Assets of Fund (M): 142.91 GBP

Morningstar Category: UK Large-Cap Equity

Domicile: United Kingdom

ISIN: GBO0BFBFWT16

Management Company: BlackRock Fund Managers Ltd

Analyst-Driven %ⁱ: 100.00%

Data Coverage %ⁱ: 100.00%

FEES AND CHARGES

Annual Management Fee: 0.00%

Ongoing Charge: 0.02%

Performance Fee: 0.00%

DEALING INFORMATION

Dealing Frequency: Daily, forward pricing basis

Settlement: Trade Date + 3 days

PORTFOLIO CHARACTERISTICS

Price to Book Ratio: 1.74x

Price to Earnings Ratio: 14.09x

Standard Deviation (3y): 10.38

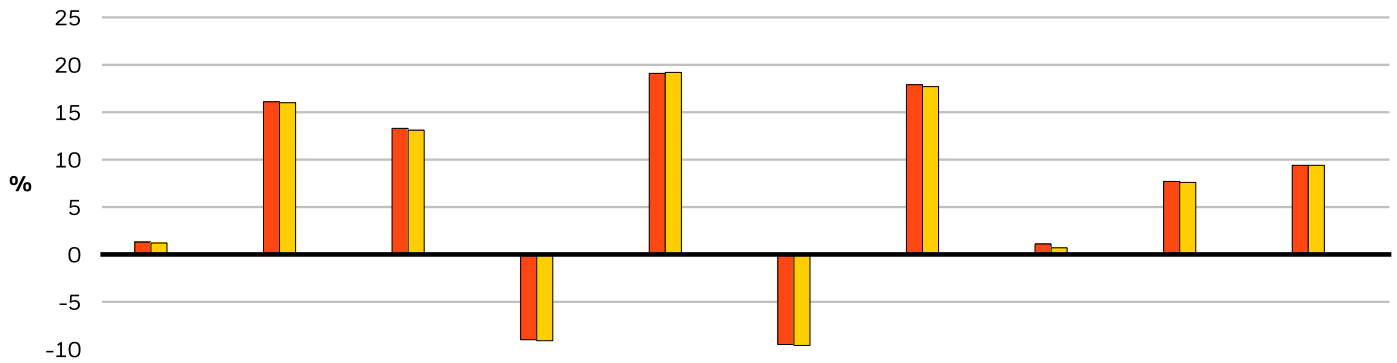
3y Beta: 1.01

Number of Holdings: 547

PORTFOLIO MANAGER(S)

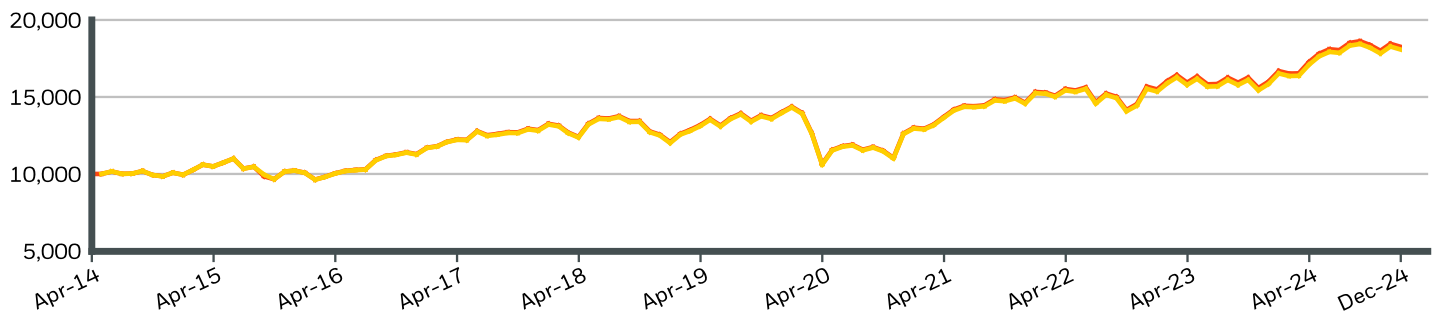
Kieran Doyle

CALENDAR YEAR PERFORMANCE



	2015	2016	2017	2018	2019	2020	2021	2022	2023	2024
Share Class	1.31	16.10	13.28	-8.98	19.06	-9.49	17.86	1.08	7.70	9.41
Target^{††}	1.24	16.01	13.06	-9.10	19.24	-9.56	17.73	0.70	7.64	9.39

GROWTH OF HYPOTHETICAL 10,000 GBP SINCE INCEPTION



CUMULATIVE & ANNUALISED PERFORMANCE

	CUMULATIVE (%)					ANNUALISED (% p.a.)		
	1m	3m	6m	YTD	1y	3y	5y	Since Inception
Share Class	-1.08	-0.65	1.18	9.41	9.41	6.00	4.90	5.91
Target^{††}	-1.08	-0.67	1.18	9.39	9.39	5.84	4.77	5.82

The figures shown relate to past performance. Past performance is not a reliable indicator of future results and should not be the sole factor of consideration when selecting a product. The Fund was previously structured as Common Investment Fund ('CIF'). On 06 12 2019, the CIF closed and the assets were transferred to a Charity Authorised Investment Fund ('CAIF'). The CAIF is being run with the same investment objective and policy. Please note that the historical performance shown before 06 12 2019 is indicative and is provided when the fund was run as a CIF. Unit Class and Benchmark performance displayed in GBP. Performance is shown on a Net Asset Value (NAV) basis, with gross income reinvested where applicable. The return of your investment may increase or decrease as a result of currency fluctuations if your investment is made in a currency other than that used in the past performance calculation. Source: BlackRock

- Share Class BlackRock Charities UK Equity Index Fund Class X British Pound
- Target^{††} FTSE Custom All Share Net Of Tax Mid Day

Contact Us

For EMEA: 0800 445 522 • www.blackrock.com • investor.services@blackrock.com

BlackRock Charities UK Equity Index Fund
Class X British Pound
BlackRock Charities Funds

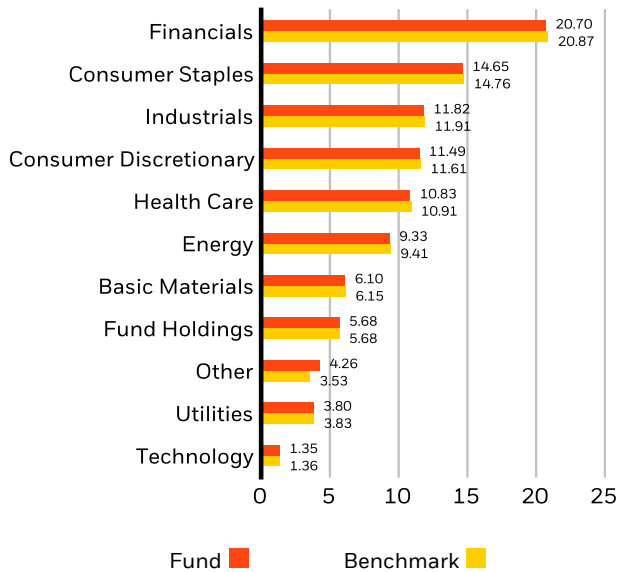


TOP 10 HOLDINGS (%)

ASTRAZENECA PLC	6.58%
SHELL PLC	6.44%
HSBC HOLDINGS PLC	5.99%
UNILEVER PLC	4.71%
RELX PLC	2.85%
BP PLC	2.66%
BRITISH AMERICAN TOBACCO PLC	2.42%
DIAGEO PLC	2.37%
LONDON STOCK EXCHANGE GROUP PLC	2.35%
GSK PLC	2.26%
Total of Portfolio	38.63%

Holdings subject to change

SECTOR BREAKDOWN (%)



Negative weightings may result from specific circumstances (including timing differences between trade and settlement dates of securities purchased by the funds) and/or the use of certain financial instruments, including derivatives, which may be used to gain or reduce market exposure and/or risk management. Allocations are subject to change

Contact Us

For EMEA: 0800 445 522 • www.blackrock.com • investor.services@blackrock.com

BlackRock Charities UK Equity Index Fund

Class X British Pound

BlackRock Charities Funds



GLOSSARY

Price to Book Ratio: represents the ratio of the current closing price of the share to the latest quarter's book value per share.

Analyst Driven % is the analyst input into the overall rating assignment, including direct analyst coverage and inheritance of an analyst-rated pillar

Price to Earnings: A valuation ratio of a company's current share price compared to its per-share earnings in the current forecast year, calculated as current share price divided by current earnings per share.

Data Coverage % is available input data for rating calculation at the Pillar level

IMPORTANT INFORMATION:

**The Morningstar Medalist Rating™ is the summary expression of Morningstar's forward-looking analysis of investment strategies using a rating scale of Gold, Silver, Bronze, Neutral, and Negative. The ratings indicate which investments Morningstar believes are likely to outperform a relevant index or peer group average on a risk-adjusted basis over time. Analysts assign three pillar ratings (People, Parent and Process) based on their qualitative assessment, subject to the oversight of the Analyst Rating Committee, and monitor and reevaluate them at least every 14 months. For more detailed information about these ratings and methodology, please go to global.morningstar.com/managerdisclosures. The ratings are not statements of fact, nor credit or risk ratings. The rating (i) should not be used as the sole basis in evaluating an investment product, (ii) involves unknown risks which may cause expectations not to occur or to differ from what was expected, (iii) are not guaranteed to be based on complete or accurate assumptions, (iv) involve the risk that the return target will not be met due to unforeseen changes in management, technology, economic development, interest rate development, operating and/or material costs, competitive pressure, supervisory law, exchange and tax rates, and/or changes in political and social conditions, and (v) should not be considered an offer or solicitation to buy or sell the investment product.

In the UK and Non-European Economic Area (EEA) countries: this is issued by BlackRock Investment Management (UK) Limited, authorised and regulated by the Financial Conduct Authority. Registered office: 12 Throgmorton Avenue, London, EC2N 2DL. Tel: + 44 (0)20 7743 3000. Registered in England and Wales No. 02020394. For your protection telephone calls are usually recorded. Please refer to the Financial Conduct Authority website for a list of authorised activities conducted by BlackRock.

BlackRock Charities Funds (CHARF): BlackRock Charities Funds (the "Trust") is a charity authorised investment fund ("CAIF") regulated as a charity by the Charity Commission for England and Wales and authorised as a non-UCITS retail scheme by the Financial Conduct Authority ("FCA"). The Trust's FCA product reference number is 839484 and the registered charity number is 1182766. The Trust is constituted as an authorised unit trust umbrella scheme. In order to subscribe for units in a Sub-Fund in the umbrella, investors must complete an appropriate application form. Any decision to invest must be based solely on the information contained in the current Prospectus, the most recent financial reports and the Key Investor Document pursuant to the PRIIPs Regulations, which are available in registered jurisdictions and available in local language where registered can be found at www.blackrock.com on the relevant product pages. Investors should understand all characteristics of the funds objective before investing, if applicable this includes sustainable disclosures and sustainable related characteristics of the fund as found in the prospectus, which can be found www.blackrock.com on the relevant product pages for where the fund is registered for sale. BlackRock may terminate marketing at any time. Prospectuses, Key Investor Documents and application forms may not be available to investors in certain jurisdictions where the Trust in question has not been authorised for distribution.

Any research in this document has been procured and may have been acted on by BlackRock for its own purpose. The results of such research are being made available only incidentally. The views expressed do not constitute investment or any other advice and are subject to change. They do not necessarily reflect the views of any company in the BlackRock Group or any part thereof and no assurances are made as to their accuracy.

This document is for information purposes only and does not constitute an offer or invitation to anyone to invest in any BlackRock funds and has not been prepared in connection with any such offer.

© 2025 BlackRock, Inc. All Rights reserved. BLACKROCK, BLACKROCK SOLUTIONS and iSHARES are trademarks of BlackRock, Inc. or its affiliates. All other trademarks are those of their respective owners.

Contact Us

For EMEA: 0800 445 522 • www.blackrock.com • investor.services@blackrock.com