

# BlackRock Charities Growth & Income Fund

## Class X British Pound

### BlackRock Charities Funds

Unless otherwise stated, Performance, Portfolio Breakdowns and Net Asset information as at: 31-Dec-2024. All other data as at 17-Jan-2025.

This document is marketing material. For Investors in the UK. Investors should read the Key Investor Information Document and Prospectus prior to investing.

#### FUND OVERVIEW

- The Fund aims to provide a return on your investment (net of fees) over a period of 5 or more consecutive years beginning at the point of investment, generated through an increase to the value of the assets held by the Fund and/or income received from those assets.
- The Fund has a flexible approach to asset allocation and will seek to achieve its investment objective through a variety of asset classes. The Fund will invest either directly or indirectly on a global basis in equity securities (e.g. shares), equity-related (ER) securities i.e. other investments whose value is related to equities), fixed income (FI) securities (e.g. bonds), FI-related securities (i.e. other investments whose value is related to fixed-income securities), money market instruments (MMIs) (e.g. debt instruments with short-term maturities), deposits, cash and near cash, property, commodities (such as precious metals and agricultural produce), other funds (including exchange traded funds) and other permitted alternative assets.
- The Fund is actively managed and the above-mentioned asset classes and the extent to which the Fund is invested in these may vary without limitation depending on market conditions and other factors at the Investment Manager's (IM) discretion in accordance with the Fund's investment policy. In selecting these, the IM will limit and/or exclude (as applicable) direct investments in companies or issuers which, at the time of purchase, in the opinion of the IM, have exposure to, or ties with certain sectors (as detailed in the Fund's prospectus and set out in full on the Fund's product page at [www.blackrock.com](http://www.blackrock.com)). In order to seek to comply with the investment policy, the IM will use MSCI Inc., or such other service provider deemed appropriate from time to time. The FI securities and MMIs may be issued by governments, government agencies, companies and supranationals (e.g. the International Bank for Reconstruction and Development) globally and may include investments with a relatively low credit rating or, in the case of FI securities and MMIs issued by companies, investments which are unrated.

#### RISK INDICATOR

##### Lower Risk

Potentially Lower Rewards

##### Higher Risk

Potentially Higher Rewards



**CAPITAL AT RISK:** The value of investments and the income from them can fall as well as rise and are not guaranteed. Investors may not get back the amount originally invested.

#### KEY RISKS:

- Changes to interest rates, credit risk and/or issuer defaults will have a significant impact on the performance of fixed income securities. Non-investment grade fixed income securities can be more sensitive to changes in these risks than higher rated fixed income securities. Potential or actual credit rating downgrades may increase the level of risk.
- The value of equities and equity-related securities can be affected by daily stock market movements. Other influential factors include political, economic news, company earnings and significant corporate events.
- Derivatives may be highly sensitive to changes in the value of the asset on which they are based and can increase the size of losses and gains, resulting in greater fluctuations in the value of the Fund. The impact to the Fund can be greater where derivatives are used in an extensive or complex way.
- Risk to Capital Growth through distributions: the Fund may make distributions from capital as well as income or pursue certain investment strategies in order to generate income. Whilst this might allow more income to be distributed, it may also have the effect of reducing capital and the potential for long-term capital growth.
- Counterparty Risk: The insolvency of any institutions providing services such as safekeeping of assets or acting as counterparty to derivatives or other instruments, may expose the Fund to financial loss.
- Credit Risk: The issuer of a financial asset held within the Fund may not pay income or repay capital to the Fund when due.
- Liquidity Risk: Lower liquidity means there are insufficient buyers or sellers to allow the Fund to sell or buy investments readily.

#### KEY FACTS

**Constraint<sup>††</sup>:** 60% Global Equities, 20% Global Aggregate, 20% SONIA+3%

**Asset Class :** Multi Asset

**Fund Launch Date :** 13-Jun-2019

**Share Class Launch Date :** 13-Jun-2019

**Share Class Currency :** GBP

**Use of Income :** Accumulating

**Net Assets of Fund (M) :** 148.31 GBP

**Morningstar Category :** Other Allocation

**Domicile :** United Kingdom

**ISIN :** GBO0BFBFWX51

**Management Company :** BlackRock Fund Managers Ltd

#### FEES AND CHARGES

**Annual Management Fee :** 0.00%

**Ongoing Charge :** 0.05%

**Performance Fee :** 0.00%

#### DEALING INFORMATION

**Dealing Frequency :** Daily, forward pricing basis

**Settlement :** Trade Date + 3 days

#### PORTFOLIO MANAGER(S)

Conan McKenzie

Lamiaa Chaabi

Yasmin Meissner

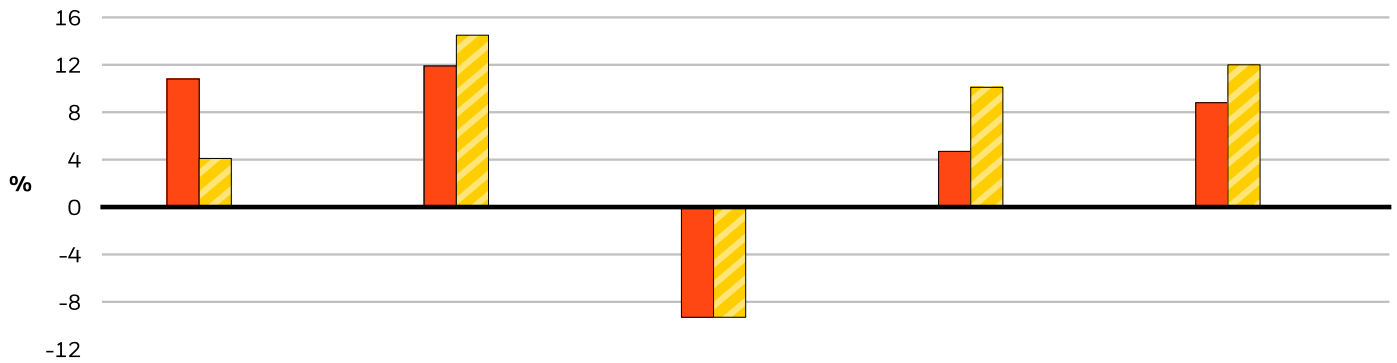
# BlackRock Charities Growth & Income Fund

## Class X British Pound

### BlackRock Charities Funds



#### CALENDAR YEAR PERFORMANCE



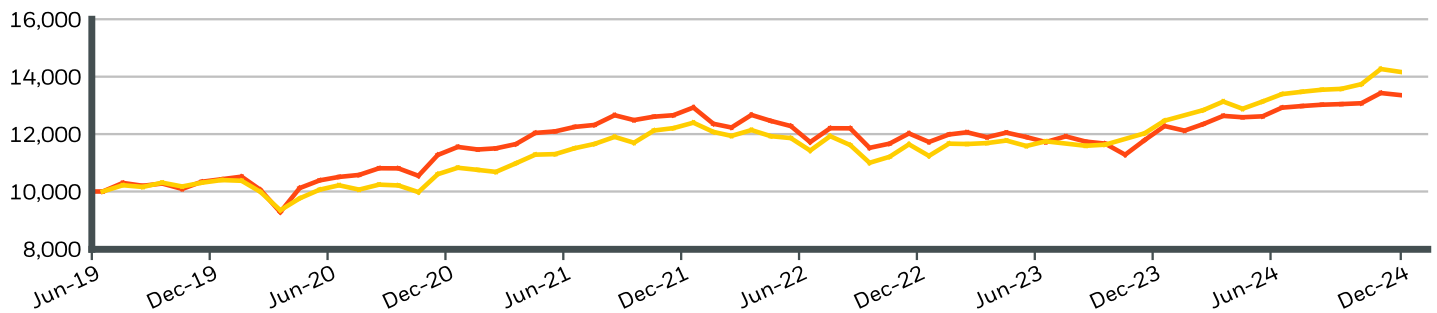
	2020	2021	2022	2023	2024
<b>Share Class</b>	10.78	11.89	-9.29	4.73	8.77
<b>Constraint<sup>†1</sup></b>	4.11	14.50	-9.32	10.10	12.02

During this period performance was achieved under circumstances that no longer apply.

\*Prior to 24 Jan 2024, the Fund used a different benchmark which is reflected in the benchmark data.

Previously, the performance history as at 31 October 2022 was quoted on the basis of closing prices. The full performance history is now shown based on dealing prices.

#### GROWTH OF HYPOTHETICAL 10,000 GBP SINCE INCEPTION



#### CUMULATIVE & ANNUALISED PERFORMANCE

	CUMULATIVE (%)					ANNUALISED (% p.a.)		
	1m	3m	6m	YTD	1y	3y	5y	Since Inception
<b>Share Class</b>	-0.55	2.40	3.37	8.77	8.77	1.10	5.08	5.52
<b>Constraint<sup>†1</sup></b>	-0.72	4.34	5.76	12.02	12.02	3.80	5.92	6.22

The figures shown relate to past performance. Past performance is not a reliable indicator of current or future performance and should not be the sole factor of consideration when selecting a product or strategy. Share Class and Benchmark performance displayed in GBP, hedged share class benchmark performance is displayed in GBP. Performance is shown on a Net Asset Value (NAV) basis, with gross income reinvested where applicable. The return of your investment may increase or decrease as a result of currency fluctuations if your investment is made in a currency other than that used in the past performance calculation. **Source:** BlackRock

- Share Class BlackRock Charities Growth & Income Fund Class X British Pound
- Constraint<sup>†1</sup> 60% Global Equities, 20% Global Aggregate, 20% SONIA+3%

#### Contact Us

For EMEA: 0800 445 522 • [www.blackrock.com](http://www.blackrock.com) • [investor.services@blackrock.com](mailto:investor.services@blackrock.com)

**TOP 10 HOLDINGS (%)**

Top Holdings data is unavailable at this time.

**PORTFOLIO CHARACTERISTICS**

**Weighted Average Market Capitalization (M) :** 38,284,526 GBP

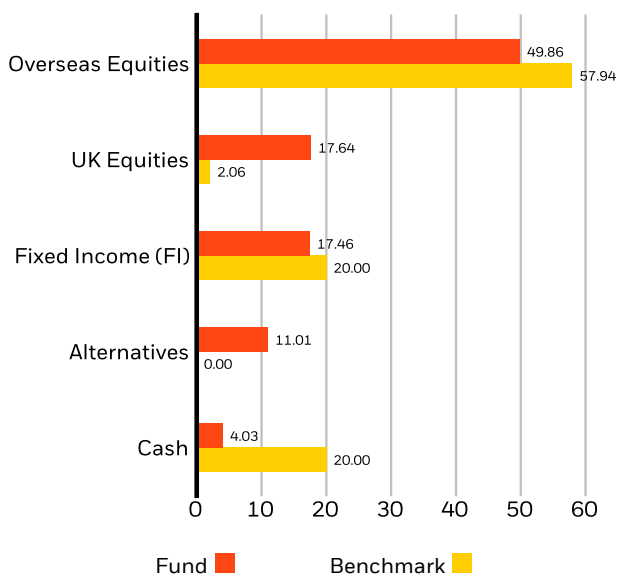
**Modified Duration :** 0.93

**Price to Book Ratio :** 2.98x

**Price to Earnings Ratio :** 29.77x

**Number of Holdings :** 265

**ASSET TYPE BREAKDOWN (%)**



Allocations are subject to change. **Source:** BlackRock

**REGIONAL EXPOSURE (%)**

Exposure breakdowns data is unavailable at this time.

**SECTOR BREAKDOWN (%)**

Exposure breakdowns data is unavailable at this time.

# BlackRock Charities Growth & Income Fund

## Class X British Pound

### BlackRock Charities Funds



#### GLOSSARY

**Average Market Cap:** The average market capitalization of a fund's equity portfolio gives you a measure of the size of the companies in which the fund invests. Market capitalization is calculated by multiplying the number of a company's shares outstanding by its price per share.

**Price to Book Ratio:** represents the ratio of the current closing price of the share to the latest quarter's book value per share.

**Modified Duration:** A measure of price sensitivity of a bond to changes in interest rates. The Modified Duration of the fund is calculated as the average of the underlying bonds' modified duration values, adjusted to take account of their relative weight (size) within the fund.

**Price to Earnings:** A valuation ratio of a company's current share price compared to its per-share earnings in the current forecast year, calculated as current share price divided by current earnings per share.

#### IMPORTANT INFORMATION:

**In the UK and Non-European Economic Area (EEA) countries:** this is issued by BlackRock Investment Management (UK) Limited, authorised and regulated by the Financial Conduct Authority. Registered office: 12 Throgmorton Avenue, London, EC2N 2DL. Tel: + 44 (0)20 7743 3000. Registered in England and Wales No. 02020394. For your protection telephone calls are usually recorded. Please refer to the Financial Conduct Authority website for a list of authorised activities conducted by BlackRock.

**BlackRock Charities Funds (CHARF):** BlackRock Charities Funds (the "Trust") is a charity authorised investment fund ("CAIF") regulated as a charity by the Charity Commission for England and Wales and authorised as a non-UCITS retail scheme by the Financial Conduct Authority ('FCA'). The Trust's FCA product reference number is 839484 and the registered charity number is 1182766. The Trust is constituted as an authorised unit trust umbrella scheme. In order to subscribe for units in a Sub-Fund in the umbrella, investors must complete an appropriate application form. Any decision to invest must be based solely on the information contained in the current Prospectus, the most recent financial reports and the Key Investor Document pursuant to the PRIIPs Regulations, which are available in registered jurisdictions and available in local language where registered can be found at [www.blackrock.com](http://www.blackrock.com) on the relevant product pages. Investors should understand all characteristics of the funds objective before investing, if applicable this includes sustainable disclosures and sustainable related characteristics of the fund as found in the prospectus, which can be found [www.blackrock.com](http://www.blackrock.com) on the relevant product pages for where the fund is registered for sale. BlackRock may terminate marketing at any time. Prospectuses, Key Investor Documents and application forms may not be available to investors in certain jurisdictions where the Trust in question has not been authorised for distribution.

Any research in this document has been procured and may have been acted on by BlackRock for its own purpose. The results of such research are being made available only incidentally. The views expressed do not constitute investment or any other advice and are subject to change. They do not necessarily reflect the views of any company in the BlackRock Group or any part thereof and no assurances are made as to their accuracy.

This document is for information purposes only and does not constitute an offer or invitation to anyone to invest in any BlackRock funds and has not been prepared in connection with any such offer.

© 2025 BlackRock, Inc. All Rights reserved. BLACKROCK, BLACKROCK SOLUTIONS and iSHARES are trademarks of BlackRock, Inc. or its affiliates. All other trademarks are those of their respective owners.

#### Contact Us

For EMEA: 0800 445 522 • [www.blackrock.com](http://www.blackrock.com) • [investor.services@blackrock.com](mailto:investor.services@blackrock.com)