

# BGF Dynamic High Income Fund

## Class A2 Hedged Singapore Dollar

### BlackRock Global Funds

Unless otherwise stated, Performance, Portfolio Breakdowns and Net Asset information as at: 31-Jan-2025. All other data as at 10-Feb-2025.

This document is marketing material. For Investors in the UK. Investors should read the KIID/PRIIPs document and prospectus prior to investing, and should refer to the prospectus for the funds full list of risks.

#### FUND OVERVIEW

- The Fund aims to generate a high income on your investment.
- The Fund invests globally in the full range of assets in which a UCITS may invest, including equity securities (e.g. shares), fixed income (FI) securities (such as bonds), funds, cash, deposits and money market instruments (i.e. debt securities with short term maturities).
- The Fund is actively managed and the asset classes and the extent to which the Fund is invested in these may vary without limit depending on market conditions and other factors at the investment adviser's (IA) discretion. In selecting these, the IA may take into consideration a composite benchmark comprising MSCI World Net Index (70%) and the Bloomberg Global Aggregate Bond Index USD Hedged (30%) (the "Index") when constructing the Fund's portfolio, and for risk management purposes to ensure that the active risk (i.e. degree of deviation from the Index) taken by the Fund remains appropriate given the Fund's investment objective and policy. Whilst the Index is used by the IA in constructing the portfolio of the Fund, the IA is not bound by its components or weighting when selecting investments. The IA may also use its discretion to invest in securities not included in the Index in order to take advantage of specific investment opportunities. The Fund's portfolio holdings are expected to deviate materially from the Index. The components of the Index (i.e. MSCI World Index and Bloomberg Global Aggregate Bond Index US Hedged) may be quoted separately in marketing material related to the Fund.

#### RISK INDICATOR

##### Lower Risk

Potentially Lower Rewards

##### Higher Risk

Potentially Higher Rewards



**CAPITAL AT RISK:** The value of investments and the income from them can fall as well as rise and are not guaranteed. Investors may not get back the amount originally invested.

#### KEY RISKS:

- Credit risk, changes to interest rates and/or issuer defaults will have a significant impact on the performance of fixed income securities. Potential or actual credit rating downgrades may increase the level of risk.
- The value of equities and equity-related securities can be affected by daily stock market movements. Other influential factors include political, economic news, company earnings and significant corporate events.
- Derivatives may be highly sensitive to changes in the value of the asset on which they are based and can increase the size of losses and gains, resulting in greater fluctuations in the value of the Fund. The impact to the Fund can be greater where derivatives are used in an extensive or complex way.
- Counterparty Risk: The insolvency of any institutions providing services such as safekeeping of assets or acting as counterparty to derivatives or other instruments, may expose the Fund to financial loss.
- Credit Risk: The issuer of a financial asset held within the Fund may not pay income or repay capital to the Fund when due.
- Liquidity Risk: Lower liquidity means there are insufficient buyers or sellers to allow the Fund to sell or buy investments readily.

#### KEY FACTS

**Asset Class :** Multi Asset  
**Fund Launch Date :** 06-Feb-2018  
**Share Class Launch Date :** 06-Feb-2018  
**Fund Base Currency :** USD  
**Share Class Currency :** SGD  
**Use of Income :** Accumulating  
**Net Assets of Fund (M) :** 2,800.49 USD  
**Morningstar Category :** Other Allocation  
**SFDR Classification :** Other  
**Domicile :** Luxembourg  
**ISIN :** LU1564329628  
**Management Company :** BlackRock (Luxembourg) S.A.

#### FEES AND CHARGES

**Annual Management Fee :** 1.50%  
**Ongoing Charge :** 1.76%  
**Performance Fee :** 0.00%

#### DEALING INFORMATION

**Dealing Frequency :** Daily, forward pricing basis  
**Settlement :** Trade Date + 3 days

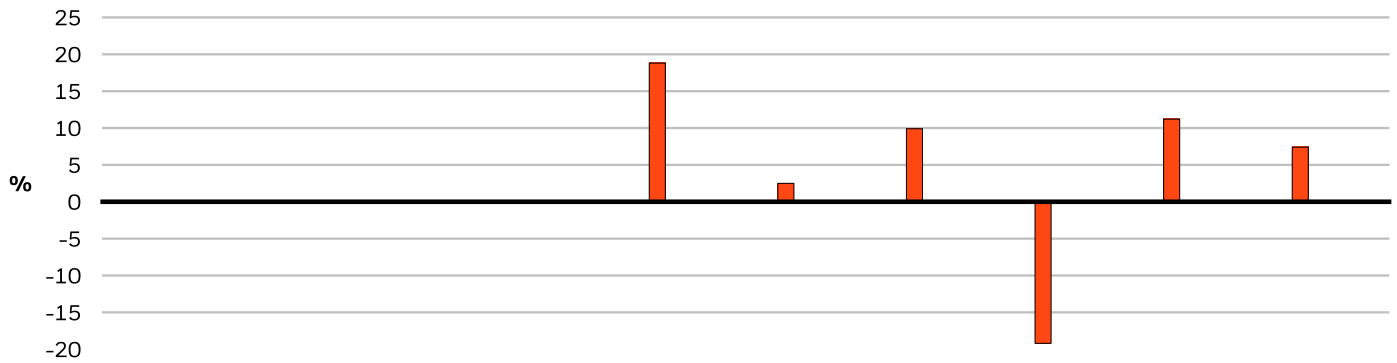
#### PORTFOLIO MANAGER(S)

Justin Christofel  
 Alex Shingler

**BGF Dynamic High Income Fund**  
**Class A2 Hedged Singapore Dollar**  
**BlackRock Global Funds**

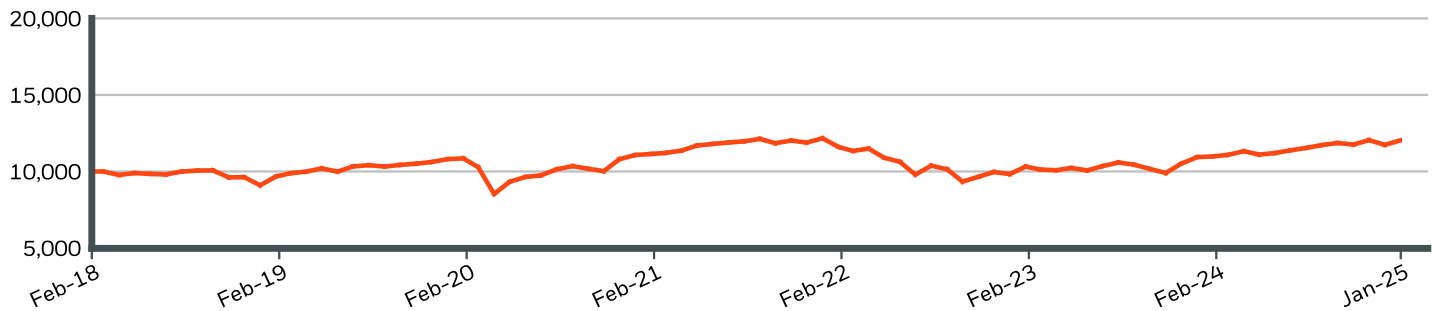


**CALENDAR YEAR PERFORMANCE**



	2015	2016	2017	2018	2019	2020	2021	2022	2023	2024
<b>Share Class</b>	-	-	-	-	18.78	2.48	9.87	-19.18	11.21	7.36

**GROWTH OF HYPOTHETICAL 10,000 SGD SINCE INCEPTION**



**CUMULATIVE & ANNUALISED PERFORMANCE**

	CUMULATIVE (%)					ANNUALISED (% p.a.)		
	1m	3m	6m	YTD	1y	3y	5y	Since Inception
<b>Share Class</b>	2.54	2.36	4.30	2.54	9.58	1.21	2.09	2.79

The figures shown relate to past performance. Past performance is not a reliable indicator of current or future performance and should not be the sole factor of consideration when selecting a product or strategy. Share Class and Benchmark performance displayed in SGD, hedged share class benchmark performance is displayed in USD. Performance is shown on a Net Asset Value (NAV) basis, with gross income reinvested where applicable. The return of your investment may increase or decrease as a result of currency fluctuations if your investment is made in a currency other than that used in the past performance calculation. **Source:** BlackRock

■ Share Class      BGF Dynamic High Income FundClass A2 Hedged Singapore Dollar

**Contact Us**

For EMEA: +44 (0) 20 7743 3300 • [www.blackrock.com](http://www.blackrock.com) • [investor.services@blackrock.com](mailto:investor.services@blackrock.com)

# BGF Dynamic High Income Fund

## Class A2 Hedged Singapore Dollar

### BlackRock Global Funds



#### TOP 10 HOLDINGS (%)

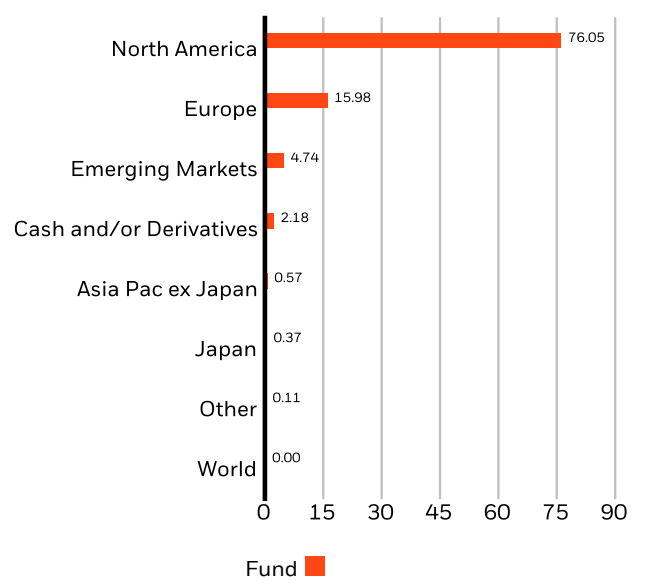
ISH MSCI USA Qty Div ESG UCITS ETF	7.68%
ISHARES \$ HIGH YIELD CRP BND ETF \$	1.69%
MICROSOFT CORP	1.01%
AAPL SOCIETE GENERALE SA 10.623/14/2025	0.98%
MSFT CITIGROUP INC 10.573/13/2025	0.86%
META CITIGROUP INC 16.63/13/2025	0.86%
NVDA ROYAL BANK OF CANADA 14.592/20/2025	0.67%
META PLATFORMS INC CLASS A	0.50%
TAIWAN SEMICONDUCTOR MANUFACTURING	0.50%
ALPHABET INC CLASS A	0.46%
<b>Total of Portfolio</b>	<b>15.21%</b>

Holdings subject to change

#### PORTFOLIO CHARACTERISTICS

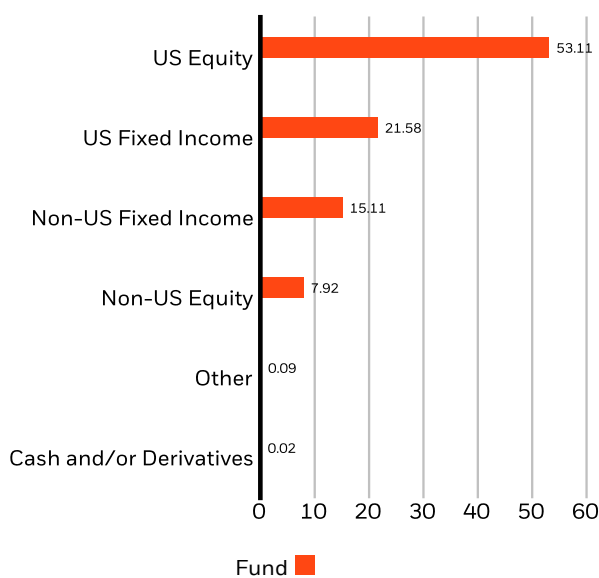
**Weighted Average Market Capitalization (M) :** 377,077 USD  
**Modified Duration :** 1.86  
**Price to Book Ratio :** 2.17x  
**Price to Earnings Ratio :** 19.78x  
**Number of Holdings :** 1,863

#### REGIONAL EXPOSURE (%)



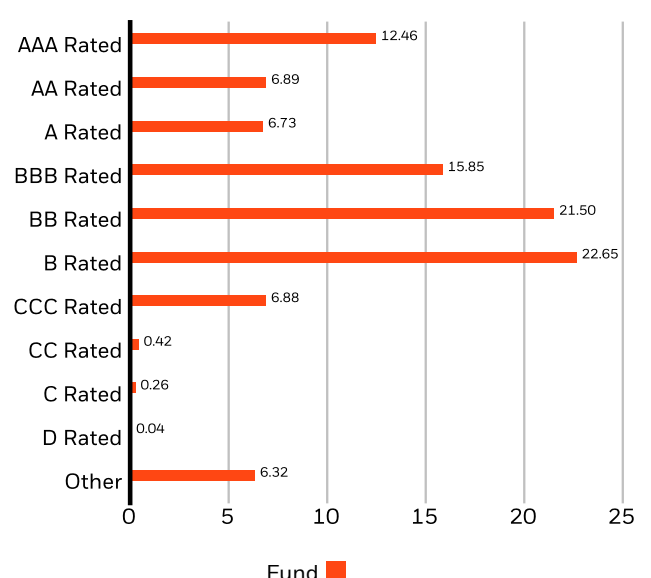
Allocations are subject to change. Source: BlackRock

#### ASSET TYPE BREAKDOWN (%)



Allocations are subject to change. Source: BlackRock

#### CREDIT RATINGS (%)



Allocations are subject to change. Source: BlackRock

#### Contact Us

For EMEA: +44 (0) 20 7743 3300 • [www.blackrock.com](http://www.blackrock.com) • [investor.services@blackrock.com](mailto:investor.services@blackrock.com)

# BGF Dynamic High Income Fund

## Class A2 Hedged Singapore Dollar

### BlackRock Global Funds

**BlackRock**<sup>®</sup>

#### GLOSSARY

**SFDR Classification: Article 8:** Products that promote environmental or social characteristics and promote good governance practices.

**Article 9:** Products that have sustainable investments as an objective and follow good governance practices. **Other:** Products that do not meet the criteria to be classified as Article 8 or 9.

**Modified Duration:** A measure of price sensitivity of a bond to changes in interest rates. The Modified Duration of the fund is calculated as the average of the underlying bonds' modified duration values, adjusted to take account of their relative weight (size) within the fund.

**Price to Earnings:** A valuation ratio of a company's current share price compared to its per-share earnings in the current forecast year, calculated as current share price divided by current earnings per share.

**Average Market Cap:** The average market capitalization of a fund's equity portfolio gives you a measure of the size of the companies in which the fund invests. Market capitalization is calculated by multiplying the number of a company's shares outstanding by its price per share.

**Price to Book Ratio:** represents the ratio of the current closing price of the share to the latest quarter's book value per share.

#### IMPORTANT INFORMATION:

**In the UK and Non-European Economic Area (EEA) countries:** this is issued by BlackRock Investment Management (UK) Limited, authorised and regulated by the Financial Conduct Authority. Registered office: 12 Throgmorton Avenue, London, EC2N 2DL. Tel: + 44 (0)20 7743 3000. Registered in England and Wales No. 02020394. For your protection telephone calls are usually recorded. Please refer to the Financial Conduct Authority website for a list of authorised activities conducted by BlackRock.

**BGF Funds:** BlackRock Global Funds (BGF) is an open-ended investment company established and domiciled in Luxembourg which is available for sale in certain jurisdictions only. BGF is not available for sale in the U.S. or to U.S. persons. Product information concerning BGF should not be published in the U.S. BlackRock Investment Management (UK) Limited is the Principal Distributor of BGF and may terminate marketing at any time. In the UK subscriptions in BGF are valid only if made on the basis of the current Prospectus, the most recent financial reports and the Key Investor Information Document, and in EEA and Switzerland subscriptions in BGF are valid only if made on the basis of the current Prospectus, the most recent financial reports and the Packaged Retail and Insurance-based Investment Products Key Information Document (PRIIPs KID), which are available in the jurisdictions and local language where they are registered, these can be found at [www.blackrock.com](http://www.blackrock.com) on the relevant product pages. Prospectuses, Key Investor Information Documents, PRIIPs KID and application forms may not be available to investors in certain jurisdictions where the Fund in question has not been authorised. Investors should understand all characteristics of the funds objective before investing, if applicable this includes sustainable disclosures and sustainable related characteristics of the fund as found in the prospectus, which can be found [www.blackrock.com](http://www.blackrock.com) on the relevant product pages for where the fund is registered for sale. For information on investor rights and how to raise complaints please go to <https://www.blackrock.com/corporate/compliance/investor-right> available in local language in registered jurisdictions.

Any research in this document has been procured and may have been acted on by BlackRock for its own purpose. The results of such research are being made available only incidentally. The views expressed do not constitute investment or any other advice and are subject to change. They do not necessarily reflect the views of any company in the BlackRock Group or any part thereof and no assurances are made as to their accuracy.

This document is for information purposes only and does not constitute an offer or invitation to anyone to invest in any BlackRock funds and has not been prepared in connection with any such offer.

© 2025 BlackRock, Inc. All Rights reserved. BLACKROCK, BLACKROCK SOLUTIONS and iSHARES are trademarks of BlackRock, Inc. or its affiliates. All other trademarks are those of their respective owners.

#### Contact Us

For EMEA: +44 (0) 20 7743 3300 • [www.blackrock.com](http://www.blackrock.com) • [investor.services@blackrock.com](mailto:investor.services@blackrock.com)