

**ACS UK Equity Tracker Fund
Class X1RA British Pound
BlackRock Authorised Contractual Scheme I**

Unless otherwise stated, Performance, Portfolio Breakdowns and Net Asset information as at: 31-Dec-2024. All other data as at 09-Jan-2025.

This document is marketing material. For Investors in the UK. Investors should read the KIID/PRIIPs document and prospectus prior to investing, and should refer to the prospectus for the funds full list of risks.

FUND OVERVIEW

- The Fund is a sub-fund of BlackRock Authorised Contractual Scheme I taking the form of a co-ownership scheme. As a consequence of this, the Fund may be treated as tax transparent for the purpose of income and/or capital gains by relevant taxing jurisdictions. Each investor should take appropriate professional advice as to the tax treatment of their investment in the Fund. Investors in the Fund must be Eligible Investors as defined in the Fund’s prospectus and must have completed all relevant documentation prior to the purchase of units in the Fund.
- The Fund aims to provide a return on your investment (generated through an increase to the overall value of the assets held by the Fund and/or income received from assets held by the Fund) by tracking closely the performance of the FTSE Custom All-Share ESG Screened Index, the Fund’s benchmark index (the “Benchmark Index”). The Fund invests in equity securities (e.g. shares) of companies that make up the Benchmark Index.
- The Benchmark Index aims to reflect the performance characteristics of a subset of equity securities within the FTSE All-Share Index (“Parent Index”) which comply with the index provider’s environmental, social and governance (“ESG”) exclusionary criteria (as described in the Fund’s prospectus). The Fund may obtain indirect exposure (through including but not limited to, derivatives and units in collective investment schemes) to securities considered not to satisfy the ESG criteria. The Parent Index is designed to measure the performance of equity securities of small, mid and large capitalisation companies listed on the main market of the London Stock Exchange. The Benchmark Index excludes issuers based on their involvement in certain activities deemed by the index provider to have negative environmental or social outcomes based on their involvement in the following business lines/activities, including: (i) weapons (including anti-personnel mines, nuclear weapons, cluster weapons, biological and chemical weapons, depleted uranium, and white phosphorus munitions); (ii) small arms; (iii) thermal coal; (iv) oil sands or (v) tobacco. In addition, issuers which are classified as violating the United Nations Global Compact principles (which are widely accepted corporate sustainability principles that meet fundamental responsibilities in areas such as anti-corruption, human rights, labour and environmental) are also excluded. The remaining securities are then weighted in proportion of their free float-adjusted market capitalisation. Free float-adjusted means that only shares readily available in the market rather than all of a company’s issued shares are used in calculating the Benchmark Index. Free float-adjusted market capitalisation is the share price of a company multiplied by the number of shares readily available in the market.

KEY FACTS

Target¹ : FTSE Custom All-Share ESG Screened Midday (12:00 UK) NET Tax Index
Asset Class : Equity
Fund Launch Date : 07-Jun-2017
Share Class Launch Date : 14-Jun-2023
Share Class Currency : GBP
Use of Income : Accumulating
Net Assets of Fund (M) : 9,465.94 GBP
Morningstar Category : -
Domicile : United Kingdom
ISIN : GBO0BNG5M038
Management Company : BlackRock Fund Managers Ltd

FEES AND CHARGES

Annual Management Fee : 0.00%
Ongoing Charge : 0.01%
Performance Fee : 0.00%

DEALING INFORMATION

Dealing Frequency : Daily, forward pricing basis
Settlement : Trade Date + 3 days

PORTFOLIO CHARACTERISTICS

Price to Book Ratio : 1.75x
Price to Earnings Ratio : 14.04x
Number of Holdings : 538

PORTFOLIO MANAGER(S)

Kieran Doyle


RISK INDICATOR

Lower Risk

Potentially Lower Rewards

Higher Risk

Potentially Higher Rewards



CAPITAL AT RISK: The value of investments and the income from them can fall as well as rise and are not guaranteed. Investors may not get back the amount originally invested.

KEY RISKS:


- Investment risk is concentrated in specific sectors, countries, currencies or companies. This means the Fund is more sensitive to any localised economic, market, political, sustainability-related or regulatory events.
- The value of equities and equity-related securities can be affected by daily stock market movements. Other influential factors include political, economic news, company earnings and significant corporate events.
- The benchmark index only excludes companies engaging in certain activities inconsistent with ESG criteria if such activities exceed the thresholds determined by the index provider. Investors should therefore make a personal ethical assessment of the benchmark index’s ESG screening prior to investing in the Fund. Such ESG screening may adversely affect the value of the Fund’s investments compared to a fund without such screening.

- Counterparty Risk: The insolvency of any institutions providing services such as safekeeping of assets or acting as counterparty to derivatives or other instruments, may expose the Fund to financial loss.
- Tax treatment of Fund: The tax treatment of this fund structure is so far untested which could lead to adverse tax consequences for the investor. Changes to the tax status of the Fund could lead to taxation being due.

ACS UK Equity Tracker Fund
Class X1RA British Pound
BlackRock Authorised Contractual Scheme I

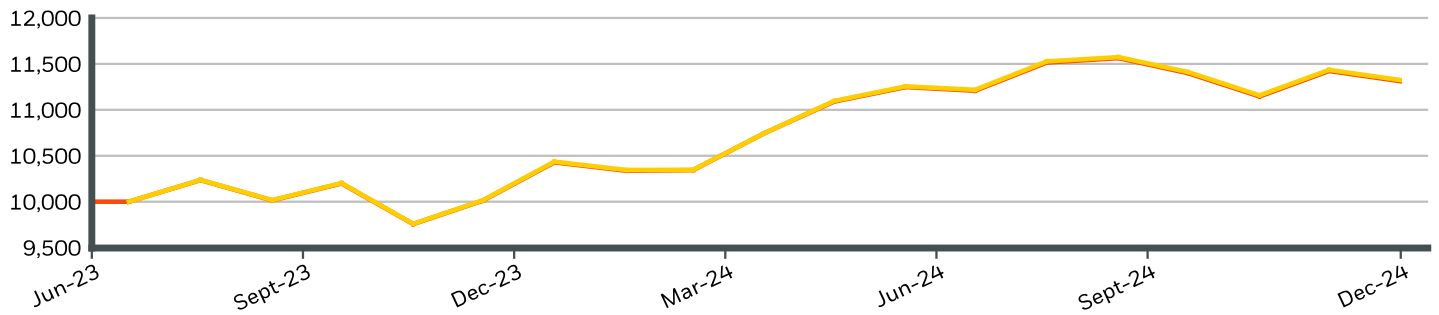


CALENDAR YEAR PERFORMANCE



	2020	2021	2022	2023	2024
Share Class	-	-	-	-	8.47
Target^{†1}	-	-	-	-	8.51

GROWTH OF HYPOTHETICAL 10,000 GBP SINCE INCEPTION



CUMULATIVE & ANNUALISED PERFORMANCE

	CUMULATIVE (%)					ANNUALISED (% p.a.)		
	1m	3m	6m	YTD	1y	3y	5y	Since Inception
Share Class	-0.98	-0.77	0.92	8.47	8.47	-	-	7.14
Target^{†1}	-0.97	-0.77	0.94	8.51	8.51	-	-	7.20

The figures shown relate to past performance. Past performance is not a reliable indicator of current or future performance and should not be the sole factor of consideration when selecting a product or strategy. Share Class and Benchmark performance displayed in GBP, hedged share class benchmark performance is displayed in GBP. Performance is shown on a Net Asset Value (NAV) basis, with gross income reinvested where applicable. The return of your investment may increase or decrease as a result of currency fluctuations if your investment is made in a currency other than that used in the past performance calculation. **Source:** BlackRock

- Share Class ACS UK Equity Tracker Fund Class X1RA British Pound
- Target^{†1} FTSE Custom All-Share ESG Screened Midday (12:00 UK) NET Tax Index

Contact Us

For EMEA: 03333 000 356 • www.blackrock.com • investor.services@blackrock.com

ACS UK Equity Tracker Fund
Class X1RA British Pound
BlackRock Authorised Contractual Scheme I

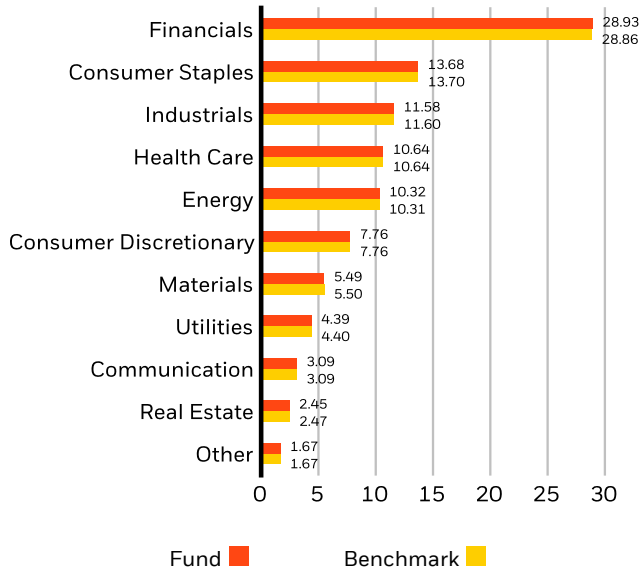


TOP 10 HOLDINGS (%)

ASTRAZENECA PLC	7.27%
SHELL PLC	7.12%
HSBC HOLDINGS PLC	6.62%
UNILEVER PLC	5.19%
RELX PLC	3.14%
BP PLC	2.94%
DIAGEO PLC	2.61%
LONDON STOCK EXCHANGE GROUP PLC	2.60%
GLAXOSMITHKLINE	2.49%
RIO TINTO PLC	2.34%
Total of Portfolio	42.32%

Holdings subject to change

SECTOR BREAKDOWN (%)



Negative weightings may result from specific circumstances (including timing differences between trade and settlement dates of securities purchased by the funds) and/or the use of certain financial instruments, including derivatives, which may be used to gain or reduce market exposure and/or risk management. Allocations are subject to change

Contact Us

For EMEA: 03333 000 356 • www.blackrock.com • investor.services@blackrock.com

ACS UK Equity Tracker Fund

Class X1RA British Pound

BlackRock Authorised Contractual Scheme I

BlackRock[®]

GLOSSARY

Price to Book Ratio: represents the ratio of the current closing price of the share to the latest quarter's book value per share.

Price to Earnings: A valuation ratio of a company's current share price compared to its per-share earnings in the current forecast year, calculated as current share price divided by current earnings per share.

IMPORTANT INFORMATION:

In the UK and Non-European Economic Area (EEA) countries: this is issued by BlackRock Investment Management (UK) Limited, authorised and regulated by the Financial Conduct Authority. Registered office: 12 Throgmorton Avenue, London, EC2N 2DL. Tel: + 44 (0)20 7743 3000. Registered in England and Wales No. 02020394. For your protection telephone calls are usually recorded. Please refer to the Financial Conduct Authority website for a list of authorised activities conducted by BlackRock.

BlackRock Authorised Contractual Scheme Funds: The BlackRock Authorised Contractual Scheme ('ACS') takes the form of a co-ownership scheme. As a consequence of this, any sub-Fund of the ACS ('the Fund') may be treated as tax transparent for the purpose of income and /or gains by relevant taxing jurisdictions. Each investor should take appropriate professional advice as to the tax treatment of their investment in the Fund. Investors in the Fund must be Eligible Investors as defined in the ACS prospectus and must have completed all relevant documentation prior to the purchase of units in the Fund which can be found at www.blackrock.com Investors should understand all characteristics of the funds objective before investing, if applicable this includes sustainable disclosures and sustainable related characteristics of the fund as found in the prospectus, which can be found www.blackrock.com on the relevant product pages for where the fund is registered for sale. BlackRock may terminate marketing at any time.

Any research in this document has been procured and may have been acted on by BlackRock for its own purpose. The results of such research are being made available only incidentally. The views expressed do not constitute investment or any other advice and are subject to change. They do not necessarily reflect the views of any company in the BlackRock Group or any part thereof and no assurances are made as to their accuracy.

This document is for information purposes only and does not constitute an offer or invitation to anyone to invest in any BlackRock funds and has not been prepared in connection with any such offer.

© 2025 BlackRock, Inc. All Rights reserved. BLACKROCK, BLACKROCK SOLUTIONS and iSHARES are trademarks of BlackRock, Inc. or its subsidiaries in the United States and elsewhere. All other trademarks are those of their respective owners.

Contact Us

For EMEA: 03333 000 356 • www.blackrock.com • investor.services@blackrock.com