

PASSIVE

ACS 30:70 Global Equity Tracker Fund

Class X1 British Pound

BlackRock Authorised Contractual Scheme I



December 2024

Unless otherwise stated, Performance, Portfolio Breakdowns and Net Asset information as at: 31-Dec-2024. All other data as at 09-Jan-2025.

This document is marketing material. For Investors in the UK. Investors should read the KIID/PRIIPs document and prospectus prior to investing, and should refer to the prospectus for the funds full list of risks.

FUND OVERVIEW

- The Fund is a sub-fund of BlackRock Authorised Contractual Scheme I taking the form of a co-ownership scheme. As a consequence of this, the Fund may be treated as tax transparent for the purpose of income and/or capital gains by relevant taxing jurisdictions. Each investor should take appropriate professional advice as to the tax treatment of their investment in the Fund. Investors in the Fund must be Eligible Investors as defined in the Fund's prospectus and must have completed all relevant documentation prior to the purchase of units in the Fund.
- The Fund aims to provide a return on your investment (generated through an increase to the value of the assets held by the Fund and/or income received from those assets) by tracking closely the performance of the 30:70 Global Equity Sterling-Hedged Composite Index (the "Benchmark Index") with a 30% allocation to United Kingdom (UK) equity securities (e.g. shares) and 70% allocation to overseas (non-UK) equity securities (which includes a 10% allocation to emerging market equities) with 95% of non-UK overseas developed equities currency exposure hedged back to Sterling.
- The Fund is passively managed and the investment adviser has limited discretion to select the Fund's investments and in doing so may take into consideration the Benchmark Index.

KEY FACTS

Target¹ : 30% FTSE UK All Share / 60% Custom Dev GBP Hdg / 10% MSCI Emerging Markets (GBP)

Asset Class : Equity

Fund Launch Date : 21-Jul-2017

Share Class Launch Date : 21-Jul-2017

Share Class Currency : GBP

Use of Income : Accumulating

Net Assets of Fund (M) : 1,041.62 GBP

Morningstar Category : Other Equity

Domicile : United Kingdom

ISIN : GBO0BYX7SL22

Management Company : BlackRock Fund Managers Ltd

RISK INDICATOR

Lower Risk

Potentially Lower Rewards

Higher Risk

Potentially Higher Rewards



CAPITAL AT RISK: The value of investments and the income from them can fall as well as rise and are not guaranteed. Investors may not get back the amount originally invested.

KEY RISKS:

- The value of equities and equity-related securities can be affected by daily stock market movements. Other influential factors include political, economic news, company earnings and significant corporate events.
- Counterparty Risk: The insolvency of any institutions providing services such as safekeeping of assets or acting as counterparty to derivatives or other instruments, may expose the Fund to financial loss.
- Tax treatment of Fund: The tax treatment of this fund structure is so far untested which could lead to adverse tax consequences for the investor. Changes to the tax status of the Fund could lead to taxation being due.

FEES AND CHARGES

Annual Management Fee : 0.00%

Ongoing Charge : 0.02%

Performance Fee : 0.00%

DEALING INFORMATION

Dealing Frequency : Daily, forward pricing basis

Settlement : Trade Date + 3 days

PORTFOLIO CHARACTERISTICS

Price to Book Ratio : 0.00x

Price to Earnings Ratio : 0.00x

Standard Deviation (3y) : 11.45

3y Beta : 0.90

Number of Holdings : 2

PORTFOLIO MANAGER(S)

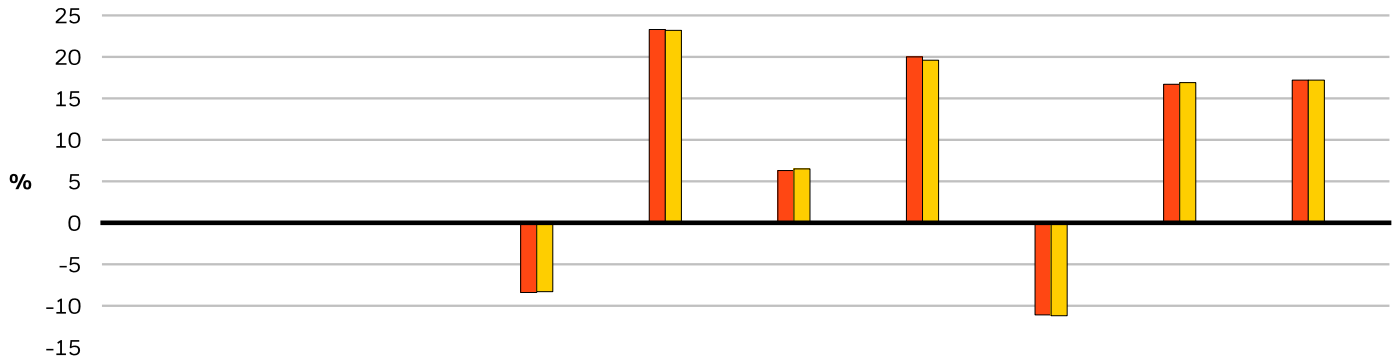
Steve Walker

Caroline Blower

Steven Dare

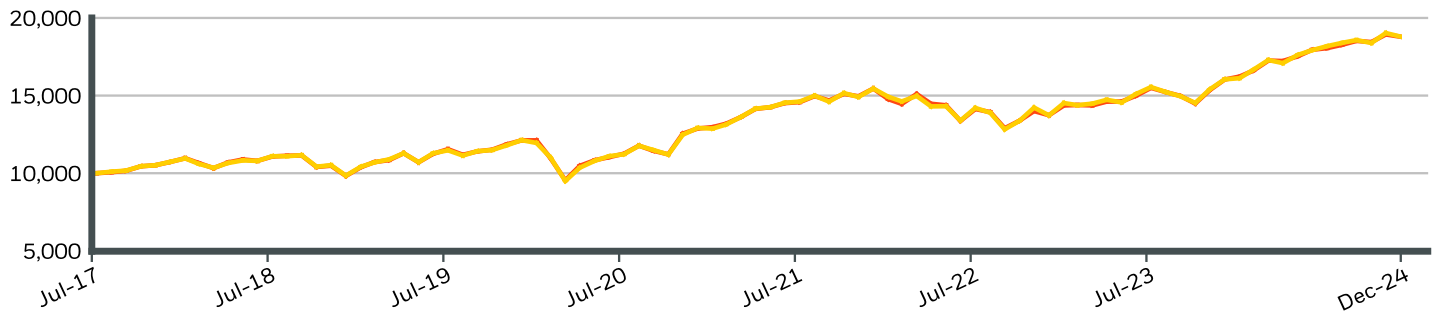
Index Asset Allocation EMEA

CALENDAR YEAR PERFORMANCE



	2015	2016	2017	2018	2019	2020	2021	2022	2023	2024
Share Class	-	-	-	-8.39	23.33	6.28	20.00	-11.12	16.73	17.19
Target^{†1}	-	-	-	-8.29	23.22	6.48	19.65	-11.15	16.87	17.16

GROWTH OF HYPOTHETICAL 10,000 GBP SINCE INCEPTION



CUMULATIVE & ANNUALISED PERFORMANCE

	CUMULATIVE (%)					ANNUALISED (% p.a.)		
	1m	3m	6m	YTD	1y	3y	5y	Since Inception
Share Class	-0.78	1.44	4.68	17.19	17.19	6.73	9.17	8.86
Target^{†1}	-1.23	1.20	4.87	17.16	17.16	6.75	9.16	8.86

The figures shown relate to past performance. Past performance is not a reliable indicator of current or future performance and should not be the sole factor of consideration when selecting a product or strategy. Share Class and Benchmark performance displayed in GBP, hedged share class benchmark performance is displayed in GBP. Performance is shown on a Net Asset Value (NAV) basis, with gross income reinvested where applicable. The return of your investment may increase or decrease as a result of currency fluctuations if your investment is made in a currency other than that used in the past performance calculation. **Source:** BlackRock

Share Class ACS 30:70 Global Equity Tracker Fund Class X1 British Pound
Target^{†1} 30% FTSE UK All Share / 60% Custom Dev GBP Hdg / 10% MSCI Emerging Markets (GBP)

Contact Us

For EMEA: 03333 000 356 • www.blackrock.com • investor.services@blackrock.com

ACS 30:70 Global Equity Tracker Fund
Class X1 British Pound
BlackRock Authorised Contractual Scheme I

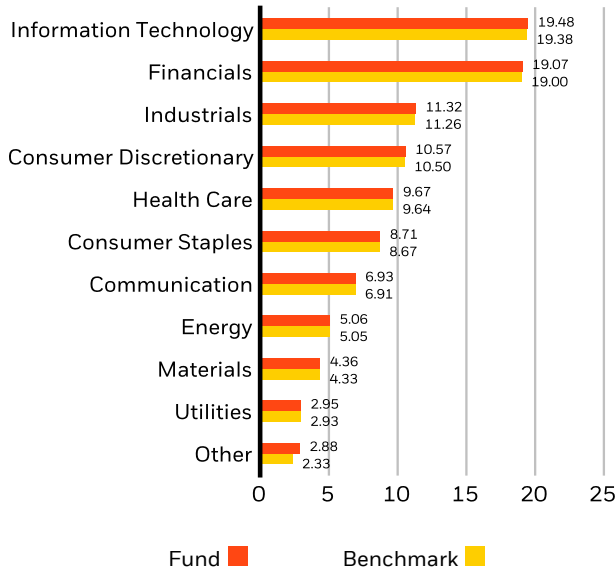


TOP 10 HOLDINGS (%)

ACS3367EQ SLEEVE	89.91%
TAIWAN SEMICONDUCTOR MANUFACTURING	1.06%
TENCENT HOLDINGS LTD	0.46%
ALIBABA GROUP HOLDING LTD	0.23%
SAMSUNG ELECTRONICS LTD	0.23%
HDFC BANK LTD	0.15%
MEITUAN	0.13%
CHINA CONSTRUCTION BANK CORP H	0.11%
ICICI BANK LTD	0.10%
INFOSYS LTD	0.10%
Total of Portfolio	92.48%

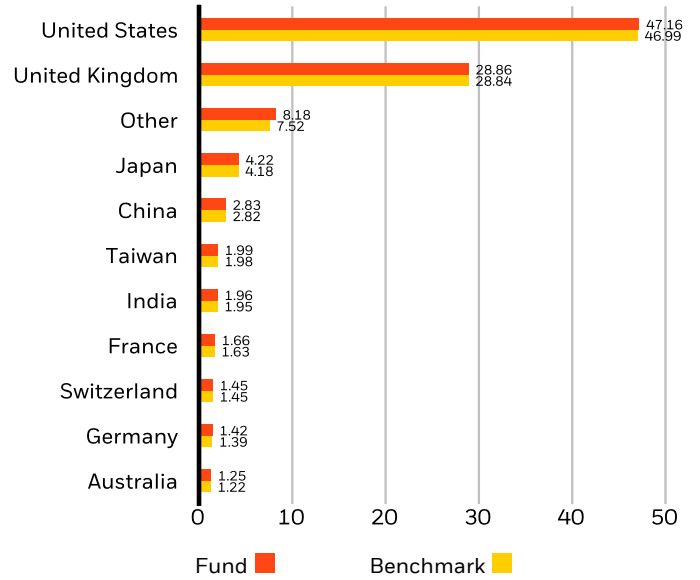
Holdings subject to change

SECTOR BREAKDOWN (%)



Negative weightings may result from specific circumstances (including timing differences between trade and settlement dates of securities purchased by the funds) and/or the use of certain financial instruments, including derivatives, which may be used to gain or reduce market exposure and/or risk management. Allocations are subject to change

GEOGRAPHIC BREAKDOWN (%)



Allocations are subject to change. Source: BlackRock

Contact Us

For EMEA: 03333 000 356 • www.blackrock.com • investor.services@blackrock.com

ACS 30:70 Global Equity Tracker Fund

Class X1 British Pound

BlackRock Authorised Contractual Scheme I



GLOSSARY

Price to Book Ratio: represents the ratio of the current closing price of the share to the latest quarter's book value per share.

Price to Earnings: A valuation ratio of a company's current share price compared to its per-share earnings in the current forecast year, calculated as current share price divided by current earnings per share.

IMPORTANT INFORMATION:

In the UK and Non-European Economic Area (EEA) countries: this is issued by BlackRock Investment Management (UK) Limited, authorised and regulated by the Financial Conduct Authority. Registered office: 12 Throgmorton Avenue, London, EC2N 2DL. Tel: + 44 (0)20 7743 3000. Registered in England and Wales No. 02020394. For your protection telephone calls are usually recorded. Please refer to the Financial Conduct Authority website for a list of authorised activities conducted by BlackRock.

BlackRock Authorised Contractual Scheme Funds: The BlackRock Authorised Contractual Scheme ('ACS') takes the form of a co-ownership scheme. As a consequence of this, any sub-Fund of the ACS ('the Fund') may be treated as tax transparent for the purpose of income and /or gains by relevant taxing jurisdictions. Each investor should take appropriate professional advice as to the tax treatment of their investment in the Fund. Investors in the Fund must be Eligible Investors as defined in the ACS prospectus and must have completed all relevant documentation prior to the purchase of units in the Fund which can be found at www.blackrock.com Investors should understand all characteristics of the funds objective before investing, if applicable this includes sustainable disclosures and sustainable related characteristics of the fund as found in the prospectus, which can be found www.blackrock.com on the relevant product pages for where the fund is registered for sale. BlackRock may terminate marketing at any time.

Any research in this document has been procured and may have been acted on by BlackRock for its own purpose. The results of such research are being made available only incidentally. The views expressed do not constitute investment or any other advice and are subject to change. They do not necessarily reflect the views of any company in the BlackRock Group or any part thereof and no assurances are made as to their accuracy.

This document is for information purposes only and does not constitute an offer or invitation to anyone to invest in any BlackRock funds and has not been prepared in connection with any such offer.

© 2025 BlackRock, Inc. All Rights reserved. BLACKROCK, BLACKROCK SOLUTIONS and iSHARES are trademarks of BlackRock, Inc. or its subsidiaries in the United States and elsewhere. All other trademarks are those of their respective owners.

Contact Us

For EMEA: 03333 000 356 • www.blackrock.com • investor.services@blackrock.com