

Performance, Portfolio Breakdowns and Net Asset information as at: 31-Dec-2024. All other data as at 10-Jan-2025.

This document is marketing material. For Investors in the UK. Investors should read the KIID/PRIPs document and prospectus prior to investing, and should refer to the prospectus for the funds full list of risks.

FUND OVERVIEW

- The Fund aims to achieve a return on your investment, through a combination of capital growth and income on the Fund's assets, which reflects the return of the MSCI All Countries World Index, the Fund's Index (the "Index"). The Fund also seeks to invest in a manner consistent with the principles of environmental, social and governance ("ESG") investing.
- The Fund is passively managed and the Investment Manager (IM) has discretion to select the Fund's investments. The Fund aims to invest in equity securities (e.g. shares) and equity-related securities that make up the Index.
- The Fund may also invest in collective investment schemes (i.e. other investment funds which may be associated with the IM), derivatives, cash and money market instruments (i.e. debt securities with short-term maturities). Through these asset classes, the Fund may obtain indirect exposure to issuers that are inconsistent with the ESG analysis.

RISK INDICATOR**Lower Risk**

Potentially Lower Rewards

Higher Risk

Potentially Higher Rewards



CAPITAL AT RISK: The value of investments and the income from them can fall as well as rise and are not guaranteed. Investors may not get back the amount originally invested.

KEY RISKS:

- Investment risk is concentrated in specific sectors, countries, currencies or companies. This means the Fund is more sensitive to any localised economic, market, political, sustainability-related or regulatory events.
- The value of equities and equity-related securities can be affected by daily stock market movements. Other influential factors include political, economic news, company earnings and significant corporate events.
- The Fund seeks to exclude companies engaging in certain activities inconsistent with ESG criteria. Investors should therefore make a personal ethical assessment of the Fund's ESG screening prior to investing in the Fund. Such ESG screening may adversely affect the value of the Fund's investments compared to a fund without such screening.
- Counterparty Risk: The insolvency of any institutions providing services such as safekeeping of assets or acting as counterparty to derivatives or other instruments, may expose the Fund to financial loss.

RATINGS****KEY FACTS****Asset Class :** Equity**Benchmark :** MSCI All Country World Net TR Index - in EUR**Fund Launch Date :** 14-Jan-2020**Share Class Launch Date :** 14-Jan-2020**Share Class Currency :** EUR**Use of Income :** Distributing**Net Assets of Fund (M) :** 10,493.87 EUR**Morningstar Category :** Global Large-Cap Blend Equity**SFDR Classification :** Article 8**Domicile :** Netherlands**ISIN :** NL0014065450**Management Company :** BlackRock Asset Management Ireland Limited**FEES AND CHARGES****Annual Management Fee :** 0.05%**Ongoing Charge :** 0.06%**Performance Fee :** 0.00%**DEALING INFORMATION****Dealing Frequency :** Daily, forward pricing basis**Settlement :** Trade Date + 3 days**PORTFOLIO CHARACTERISTICS****Price to Book Ratio :** 3.31x**Price to Earnings Ratio :** 23.06x**Standard Deviation (3y) :** 13.52**3y Beta :** 1.01**Number of Holdings :** 1,506**PORTFOLIO MANAGER(S)**

Julian Steeds

Nikhil Mehra

Christopher Ellis Thomas

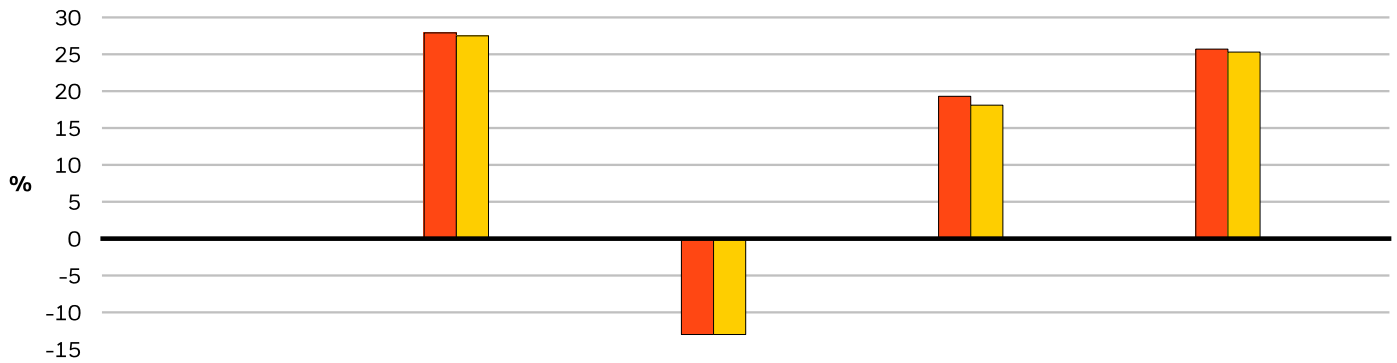
Zoe Reicht

Stanislava Vrabcheva

MAS Core PM EMEA CPS Group

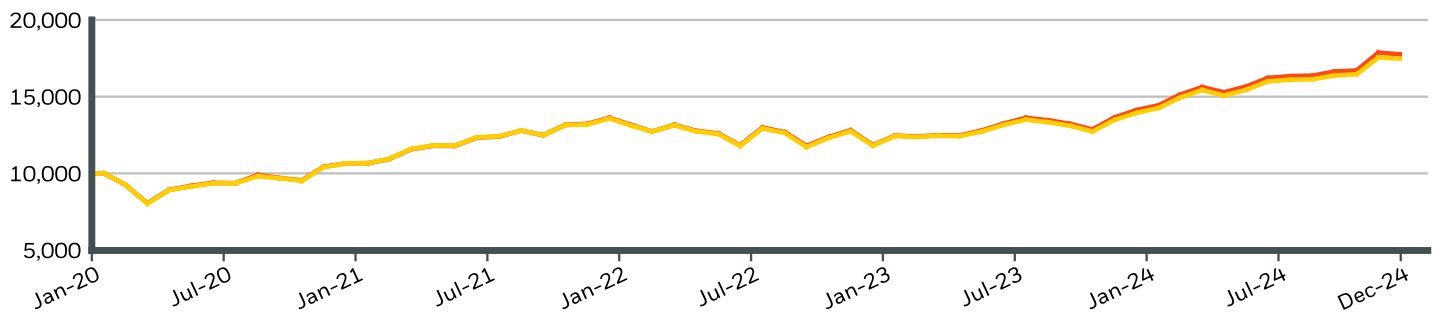
MASS Core PM EMEA - Wealth

CALENDAR YEAR PERFORMANCE



	2020	2021	2022	2023	2024
Share Class	-	27.89	-13.04	19.25	25.70
Benchmark	-	27.54	-13.01	18.06	25.33

GROWTH OF HYPOTHETICAL 10,000 EUR SINCE INCEPTION



CUMULATIVE & ANNUALISED PERFORMANCE

	CUMULATIVE (%)					ANNUALISED (% p.a.)		
	1m	3m	6m	YTD	1y	3y	5y	Since Inception
Share Class	-0.62	6.75	9.46	25.70	25.70	9.24	-	11.77
Benchmark	-0.42	6.71	9.25	25.33	25.33	8.78	-	11.41

The figures shown relate to past performance. Past performance is not a reliable indicator of current or future performance and should not be the sole factor of consideration when selecting a product or strategy. Share Class and Benchmark performance displayed in EUR, hedged share class benchmark performance is displayed in EUR. Performance is shown on a Net Asset Value (NAV) basis, with gross income reinvested where applicable. The return of your investment may increase or decrease as a result of currency fluctuations if your investment is made in a currency other than that used in the past performance calculation. **Source:** BlackRock

- Share Class 1895 Wereld Aandelen Enhanced Index Fonds Class D Euro
- Benchmark MSCI All Country World Net TR Index - in EUR

Contact Us

For EMEA: +352 2452 5390 • www.blackrock.com • investor.services@blackrock.com

1895 Wereld Aandelen Enhanced Index Fonds

Class D Euro

1895 Fonds FGR

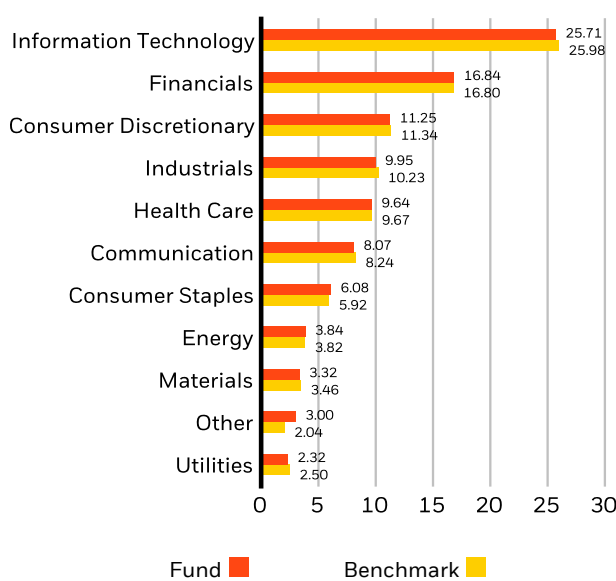


TOP 10 HOLDINGS (%)

APPLE INC	4.89%
NVIDIA CORP	4.23%
MICROSOFT CORP	3.81%
AMAZON COM INC	2.63%
META PLATFORMS INC CLASS A	1.69%
TESLA INC	1.49%
ALPHABET INC CLASS A	1.46%
BROADCOM INC	1.32%
ALPHABET INC CLASS C	1.26%
TAIWAN SEMICONDUCTOR MANUFACTURING	1.02%
Total of Portfolio	23.80%

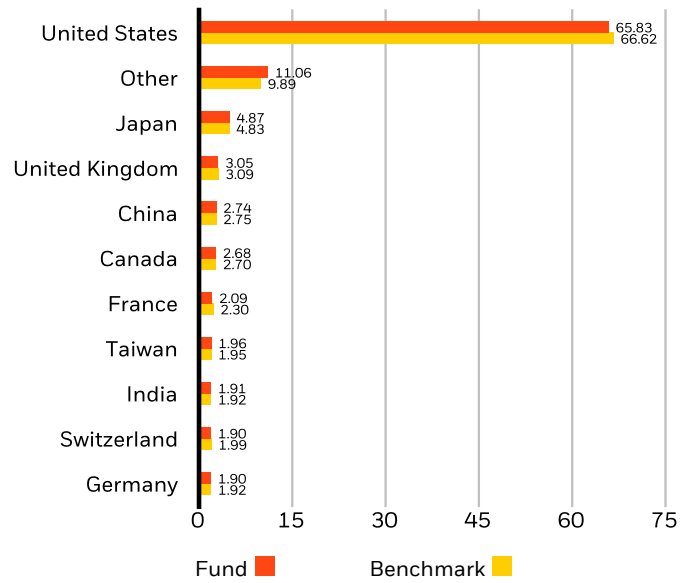
Holdings subject to change

SECTOR BREAKDOWN (%)



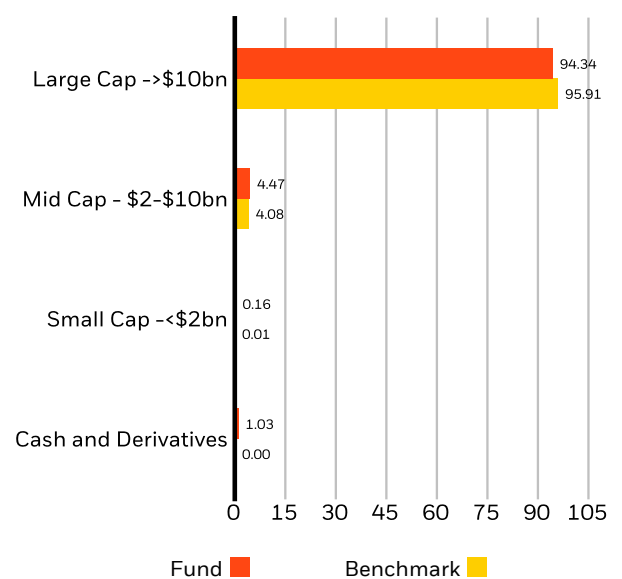
Negative weightings may result from specific circumstances (including timing differences between trade and settlement dates of securities purchased by the funds) and/or the use of certain financial instruments, including derivatives, which may be used to gain or reduce market exposure and/or risk management. Allocations are subject to change

GEOGRAPHIC BREAKDOWN (%)



Allocations are subject to change. Source: BlackRock

MARKET CAPITALISATION (%)



Allocations are subject to change. Source: BlackRock

Contact Us

For EMEA: +352 2452 5390 • www.blackrock.com • investor.services@blackrock.com

GLOSSARY

SFDR Classification: Article 8: Products that promote environmental or social characteristics and promote good governance practices.

Article 9: Products that have sustainable investments as an objective and follow good governance practices. **Other:** Products that do not meet the criteria to be classified as Article 8 or 9.

Price to Earnings: A valuation ratio of a company's current share price compared to its per-share earnings in the current forecast year, calculated as current share price divided by current earnings per share.

Price to Book Ratio: represents the ratio of the current closing price of the share to the latest quarter's book value per share.

IMPORTANT INFORMATION:

**The Morningstar Medalist Rating™ is the summary expression of Morningstar's forward-looking analysis of investment strategies using a rating scale of Gold, Silver, Bronze, Neutral, and Negative. The ratings indicate which investments Morningstar believes are likely to outperform a relevant index or peer group average on a risk-adjusted basis over time. Analysts assign three pillar ratings (People, Parent and Process) based on their qualitative assessment, subject to the oversight of the Analyst Rating Committee, and monitor and reevaluate them at least every 14 months. For more detailed information about these ratings and methodology, please go to global.morningstar.com/managerdisclosures. The ratings are not statements of fact, nor credit or risk ratings. The rating (i) should not be used as the sole basis in evaluating an investment product, (ii) involves unknown risks which may cause expectations not to occur or to differ from what was expected, (iii) are not guaranteed to be based on complete or accurate assumptions, (iv) involve the risk that the return target will not be met due to unforeseen changes in management, technology, economic development, interest rate development, operating and/or material costs, competitive pressure, supervisory law, exchange and tax rates, and/or changes in political and social conditions, and (v) should not be considered an offer or solicitation to buy or sell the investment product.

In the UK and Non-European Economic Area (EEA) countries: this is issued by BlackRock Investment Management (UK) Limited, authorised and regulated by the Financial Conduct Authority. Registered office: 12 Throgmorton Avenue, London, EC2N 2DL. Tel: + 44 (0)20 7743 3000. Registered in England and Wales No. 02020394. For your protection telephone calls are usually recorded. Please refer to the Financial Conduct Authority website for a list of authorised activities conducted by BlackRock.

Any research in this document has been procured and may have been acted on by BlackRock for its own purpose. The results of such research are being made available only incidentally. The views expressed do not constitute investment or any other advice and are subject to change. They do not necessarily reflect the views of any company in the BlackRock Group or any part thereof and no assurances are made as to their accuracy.

This document is for information purposes only and does not constitute an offer or invitation to anyone to invest in any BlackRock funds and has not been prepared in connection with any such offer.

© 2025 BlackRock, Inc. All Rights reserved. BLACKROCK, BLACKROCK SOLUTIONS and iSHARES are trademarks of BlackRock, Inc. or its affiliates. All other trademarks are those of their respective owners.

Contact Us

For EMEA: +352 2452 5390 • www.blackrock.com • investor.services@blackrock.com