

EMD: Carry on, but mind the bumps

Outlook and Strategy

A very strong global backdrop – resilient growth, global disinflation, and dovish central bank talk – supports risk taking, we still believe. Lately, strong activity and inflation in the US led the market to reprice the size and speed of potential rate cuts by the US Federal Reserve.¹ We take these setbacks as bumps on an otherwise constructive road for Emerging Markets Debt (EMD), conditional to the window for rate cuts in the develop markets (DM) to stay open. In fact, 'pure EM risk' has done very well since last October 27th (the recent peak for US 10-year Treasury yield): EM sovereign spreads tightened by more than 100 basis points (bps), the long-end of EM local debt (ex-Asia) has outperformed the US 10-year by 62 bps, and EM FX has rallied 1.8% vs. the US Dollar, despite US rates having sold off by 62 bps year-to-date (as of April 10th).^{2*}

We remain constructive on EM debt for Q2 and find comfort in the fact that: 1. Global growth is broadening to sectors and geographies to which EM growth is more sensitive;³ 2. disinflationary dynamics, even if recently disappointing, are still progressing;⁴ 3. Central bankers in DM continue to indicate that rates cuts are coming, even if at a slower pace, and despite some higher inflation prints.⁵

EMD valuations have become quite stretched; however, this does not mean the avenues to EM performance have closed. Therefore, we focus on: 1. *The EM carry*, which we believe continues to provide juicy levels of income to investors, with enough (even if reduced) pickup from risk free rates;⁶ 2. *Credit quality compression*: we believe the current macro environment to be one in which investors feel comfortable reaching down the capital stack, thus expect further flattening of the EM credit curve (yield vs. rating), suggesting HY should outperform IG; 3. *Improving idiosyncratic stories*: which we see many of in EM today (e.g. Argentina, Ecuador, Kenya, Pakistan, Turkey, Egypt, Nigeria) and require a dedicated bottom-up research effort.

We see three potential challenges to our constructive view: 1. a more profound revisiting of the room to cut rates by the Fed; 2. geopolitical risks; 3. risk aversion shocks in the run up to the US presidential elections, should worries about the fiscal soundness of the US intensify or trade wars restart.



Amer Bisat

Managing Director, Head of BlackRock's Emerging Markets Fixed Income



Pablo Goldberg

Managing Director, Head of Emerging Markets Fixed Income Research and Portfolio Manager

Highlights

- We remain bullish into Q2, as EMD retains solid fundamentals, and we find attractive pockets of value.
- There could be bumps in the road as resilient inflation challenges how much room there is for central banks in developed markets to start cutting rates.
- Valuations are tight, thus market pullbacks of a technical nature, or geopolitical risks, could be used as entry points.
- EM credit quality continues to improve, 2024 could see the return of positive net credit rating upgrades in the sovereign space.
- From a risk/reward point of view, we carry a tilt that favors the high yield segment of EM hard currency -corporates and sovereigns- over local currency debt.
- We find significant opportunities in idiosyncratic stories that are turning the corner.

BlackRock Emerging Markets Fixed Income

Investment professionals: 34

Average years of experience: 21 (Directors & MDs)

Assets under management USD 35 billion – as of April 2024

Source: BlackRock, JP Morgan EMBI, CEMBI, GBI-EM; Bloomberg; Goldman Sachs; IBOXX; MSCI, as of 10 April 2024. Any opinions and/or forecasts represent an assessment of the market environment at a specific time and is not intended to be a forecast of future events or a guarantee of future results and should not be deemed a recommendation or advice to take any particular investment action. There is no guarantee that any forecasts made will come to pass.

*The figures shown relate to past performance. Past performance is not a reliable indicator of current or future results

Resilient global growth supports EMD

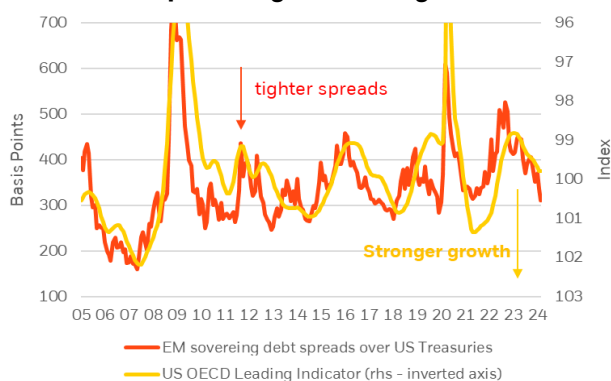
Emerging markets debt remains supported by a global environment mostly characterized by trend-like growth and easing inflation. These conditions tend to be conducive to stronger appetite for risk, as investors feel comfortable to reach away from risk free assets and go down the capital stack, and EMD is no exception. The spread on EM sovereign debt over US Treasuries has historically tighten when the global economy accelerates (see Exhibit 1). In this sense, EM remains mostly a *long-growth* asset class.

Recent data suggests economic growth appears to be broadening geographically and across sectors. The latest Purchasing Managers Index survey (PMIs) reveals that while the economic expansion continues to be led by the US and the services sector, there is a notable catch up happening by the rest of the world and the manufacturing sector. This is good news given that emerging economies are quite sensitive to improving trade flows and the pull from more open economic blocks like China and Europe.³

Bloomberg consensus forecasts sees the global economy expanding at 2.2% in 2024, in line with potential. The US is expected to grow at 2.2% marginally lower than last year but still above potential, the EU to upshift to 0.9%, and China to meet its around 5% GDP growth target, despite stimulus that continues to be targeted and the property sector remaining on its back foot.

Importantly, fears of a global recession, quite prevalent at the beginning of 2023, have significantly eased. This is quite a remarkable achievement given more than 500 bps of hikes in policy rates in DM. Resilient job markets, cleaner private sector balance sheets, and supply side positive shocks have extended the life of the global economic expansion. The Bloomberg recession probability one-year ahead forecast dropped from over 60% to under 35% over the last twelve months.

Exhibit 1. EM spreads tighten when growth accelerates



Source: BlackRock EMD Team, as of 10 April 2024.

DM central bank are still likely to cut rates this year

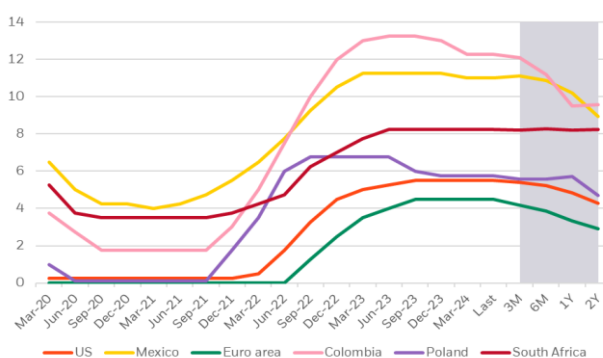
For two years EM investors had to bear the headwinds of tightening interest rates by the largest providers of global liquidity: DM central banks. Following a global shock to inflation because of supply side bottlenecks during COVID and the aftermath of strong fiscal and monetary stimulus, central banks in the core markets embarked on an aggressive monetary tightening cycle. Higher front-end risk-free rates became a strong competitor to EMD, which resulted in outflows from the asset class of the tune of \$125bn from local and hard currency funds since the beginning of 2022, according to EPFR.

With inflation in decline DM central banks have manifested intentions to prevent further rises in real rates by cutting rates in the second half of the year. However, the strength of inflation and growth data in the US is challenging how fast and by how much the Fed would be able to cut rates. Our baseline remains a 2024 start, yet this requires a resumption of the disinflation path. The room for cuts is clearer for the European Central Bank, the Bank of England, and the Swiss National Bank (which has already cut once), as inflation data in these regions remains benign.

An eventual DM easing cycle would benefit EMD, via different channels. First, fundamentally, lower funding rates should help extend the life of the global business cycle and provide EM central banks what more space for their own easing cycles. Second, from a valuation point of view, lower front-end rates should reduce the whole interest-rate term structure, which forms the base of the EM yield curve. Lastly, the combination of lower yields and resilient growth tend to anchor market volatility, bringing shine to the yield pickup offered by EMD.

In short, for the first time in two years, investors could have the Fed (and other DM central banks) on their side. 'Not fighting the Fed' would finally be a positive thing for EMD (see Exhibit 2).

Exhibit 2. DM priced to join EM and start cutting rates



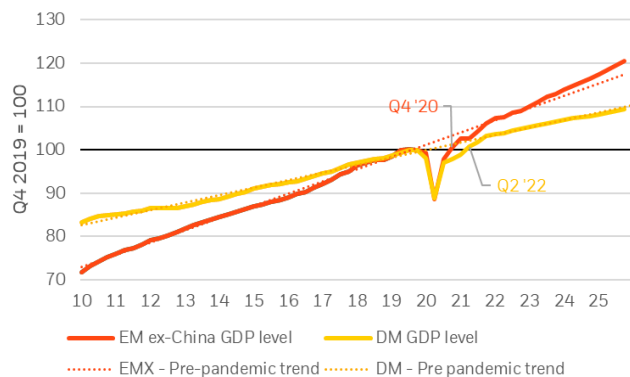
Shaded area shows future policy rates as priced in by markets. Future values might not come to pass. Source: BlackRock and Bloomberg, as of 10 April 2024. Y-axis refers to interest rate percentage.

EM fundamentals are positive

The growth picture in EM continues to be quite stellar.

Emerging economies ex-China (EMX) enjoyed quite a V-shaped bounce out of the COVID-led recession, recovering its pre-pandemic GDP level in only four quarters, compared to the six quarters needed by the developed markets (DM). Furthermore, EMX real GDP level is now above its pre-pandemic point, while DM is moving along its prior path (see Exhibit 3). This means the EM share of global GDP continues to increase.

Exhibit 3. EMX growing faster than pre-pandemic

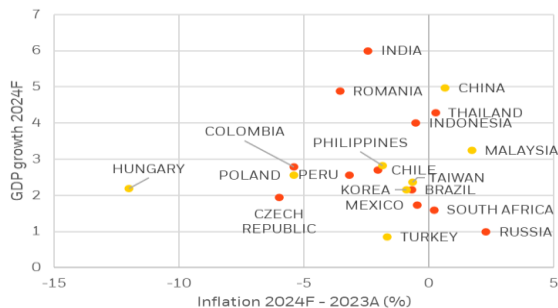


Source: BlackRock on JPMResearch data, as of 28 March 2024. Forecasts may not come to pass.

The EM cycle expansion enters its fourth year. We see EM ex-China real GDP growing at around 3.2% in 2024, keeping a similar level to that in 2023, despite developed markets that are likely to decelerate. We see China able to meet its 5% growth target this year, continuing its cyclical recovery driven by the industrial side, while consumption is likely to remain sluggish, and the property sector is stabilizing at low levels. We expect that many the largest EM countries would grow at-or-faster than its 10-year average (see Exhibit 4).

Inflation is expected to decrease across the EM universe, providing space for central banks to ease financial conditions, which should help the EM expansion to extend into 2025 as well.

Exhibit 4. Strong growth and falling inflation



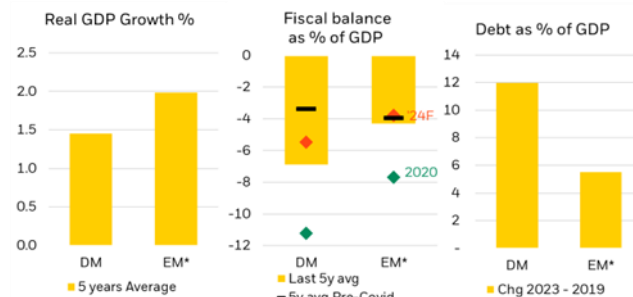
Note: orange (yellow) dots represent countries with GDP growth at around or above (below) last 10 years average. Forecasts may not come to pass. Source: BlackRock on JPMResearch data, as of 10 April 2024. "Korea" refers to South Korea.

The core of EMX looks good vs DM

Out of the pandemic, credit metrics of core EM issuers have displayed a healthier behaviour than those of DM.

Not only has growth been stronger (see first chart in Exhibit 5), but also fiscal balances have been more contained. Thanks to a mixture of self discipline and that imposed by shallower funding sources, EMs were quicker to unwind the fiscal stimulus put forward during the pandemic. In fact, fiscal balances for 2024 are expected to come in line with the 5-year average pre-COVID for EM, but close to 2ppt wider in the case of DM (middle chart).

Exhibit 5. The core of EMX has been improving



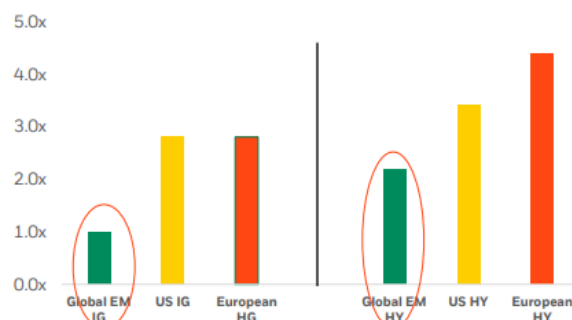
EM* is GDP-weighted average of selected large countries like Brazil, Chile, Colombia, Mexico, Peru, Indonesia, Malaysia, Thailand, Czechia, Hungary, Poland, Romania, and Saudi Arabia. Source: BlackRock EMD Team, as of 28 March 2024.

Put together, this means that the growth of public debt as a percentage of GDP for EM was half of that of DM when compared with pre-pandemic levels (right chart).

Something similar can be said about EM corporates.

Global EM high grade corporates carry a x1 leverage ratio, versus close to x3 for both US and EU comparables, according to JPMorgan as of February 2024. On the high yield front, the same can be seen with leverage slightly above 2 vs x3.5 and x4.5 in the US and EU, respectively. In terms of interest coverage, EM corporates show a x5 and x11.5 for HY and IG names, respectively, while these ratios are similar x5.5 in US and EU HY and x10 and x14 in IG, respectively (see Exhibit 6).

Exhibit 6. EM Corps' leverage lower than the DM



Source: JPM, BlackRock. Data as of Feb 26, 2024

Source: JPM, BlackRock. Data as of 26 February, 2024.

There is room to run for our EM alpha engines

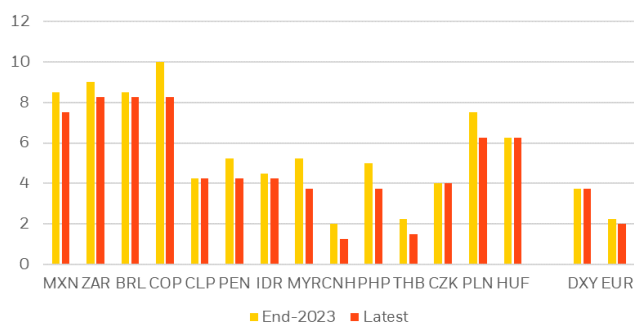
In addition to our view of a supportive macro backdrop to EMD, in our prior commentary we presented three thematic *alpha* engines that we believe could contribute to performance (see EMD: The Stars Seem Aligned, January 2024). We believe all have worked well so far and remain live in Q2.

An extended EM monetary easing cycle: as many EM central bankers hiked policy rates earlier and, in some cases, more aggressively than their DM counterparts, the turn in the global inflation cycle provides the opportunity to continue to remove restrictiveness. We acknowledge that the space for cuts is also dependent on the room available for DM easing. While a lot of rate cuts are priced by markets already, the easing cycle is broadening both geographically and in terms of speed: Mexico delivered an inaugural cut in March, while Colombia, Czechia, and Hungary accelerated the pace of easing.

Advancements in the disinflation process suggest the theme carries some momentum into the second quarter of the year. We measure the room to cut rates by combining different indicators of inflation level and expectations, inflation momentum and surprises, output gaps and growth revisions. Exhibit 7 compares the derived terminal rates (easing cycles endpoints) as measured today in comparison with those estimated by the end of 2023. The graph shows space has opened to carry rate cuts even further than previously thought, thanks to more progress than expected in the disinflation process.

A busy election calendar: countries representing around 50% of EM (ex-China) GDP and more than 60% of population go to the polls this year. We expect ample idiosyncratic market opportunities to potentially result from policies that may be implemented before or after elections, or surprising elections results themselves. The elections in Taiwan and Indonesia have already passed without turbulence, while local elections in Turkey brought an unexpected large defeat of the incumbent.

Exhibit 7. Disinflation progress adds room to cut rates



Source: BlackRock EMD Team, as of 10 April 2024

The next *big-ticket* items are the elections in South Africa (May and August) and Mexico (June). *In the former* we are looking to see whether the ruling ANC would have enough support to form a government, or if it needs to build a coalition, and whether it goes left of right of the political spectrum. More important, is to see whether the next administration is able and willing to strengthen fiscal consolidation and implement policies to bolster economic growth. In Mexico, the markets price in a victory of the incumbent party and candidate Claudia Sheinbaum, given her wide lead in the polls (60% support⁴). The focal point for us is whether she will maintain the stringent fiscal policy of the President of Mexico AMLO, how would she eventually deal with a slower impulse from the US, and the future of PEMEX.

Coming back from the cold. We focus on a set of countries that six months ago were deemed to be “un-investable” but have delivered corrective economic policies to tackle fiscal and external imbalances, and/or deleverage their economies. Argentina, Nigeria, Egypt, Kenya, Pakistan, Ecuador, and Turkey have put together a combination of all or some of the following policies: currency devaluations, interest rate hikes, spending cuts, new taxes, and have sought new external funding.

Results have been impressive, and the markets have rewarded the effort by repricing country risk lower. This cross-section of ‘distressed’ sovereign issuers has led to the significant decompression of spreads between the high yield and high grade subsegments of EM, contributing with most of the year to date return.

We believe there is further room for improvement and the macro data starts showing the benefits of the adjustment, while at the same time remain conscious of the implementation (political and social) risks that such policies carry (see Exhibit 8).

Exhibit 8. Back-from-the-cold theme is hot

Index	YTD Ret (bps)	Weight	YTD Contr. (bps)
EMBIGD	74	100.0	74
EM IG	-236	49.8	-117
EM HY	393	50.2	197
EM HY ex ARG/VEN	308	48.5	149
Back from the Cold		13.4	188
Argentina	3199	1.7	55
Ecuador	4847	1.0	50
Turkey	48	4.6	2
Nigeria	157	2.0	3
Egypt	2038	2.5	50
Kenya	456	0.8	4

Source: BlackRock EMD Team, as of 7 April 2024. Numbers are the JPM EMBI Global Diversified country indices. The figures shown relate to past performance. Past performance is not a reliable indicator of current or future results. Index returns are for illustrative purposes only. Index performance returns do not reflect any management fees, transaction costs or expenses. Indexes are unmanaged and one cannot invest directly in an index.

A preference for EM hard currency

We remain bullish on EMD going into Q2 as we see the asset class being supported by solid fundamentals. We still find pockets of value in improving idiosyncratic stories and high yielding assets, and despite tight valuations. We believe the macro picture remains broadly consistent with outperformance of the higher yielding segments of the asset class despite higher rates in the core markets.

We prefer EM hard currency debt – both sovereign and corporates --, and in particular that of high yield, over local markets. Strong growth supports credit more than rates, and resilient inflation in the US could shorten the runway for cuts by EM central banks.

We summarize the building blocks behind our EMD view in Exhibit 9, where we subjectively score the impact of growth, inflation cycle, and the likely path of monetary policy to hard currency spreads and local markets, using a +3 (very positive impact) / -3 (very negative impact) scale. We also use market data to assess valuations and technicals for each asset class.

As said, the macro remains strongly supportive for EMD, but more so for hard currency. There, EM appears ‘tight’ on a spread level, but remains attractive as an all-yield proposition when compared to historical levels. Technicals remain supportive overall, particularly for hard currency debt, where net supply is forecasted to be

negative. Net-net, while overall bullish EMD we would slightly overweight hard currency spreads on a risk-adjusted balance.

Exhibit 9. Bullish EMD: OW on hard currency

HARD CURRENCY DEBT							DRIVER	LOCAL CURRENCY DEBT						
3	2	1	0	-1	-2	-3		-3	-2	-1	0	1	2	3
							Cycle							
							DM							
							EM							
							Inflation							
							DM							
							EM							
							Monetary Policy							
							DM							
							EM							
							Valuations							
							EM IG							
							Spread							
							All-in yield							
							EM HY							
							Spread							
							All-in yield							
							EM vs DM IG							
							EM vs DM HY							
							Technicals							
							Supply/Demand							
							Positioning							
							Flows							

Note: Valuations reflect 5y z-scores on the IG and HY subcomponents of the JPMorgan EMBIGD for EM hard currency, the JPMorgan GBI-EM for local currency debt, and the Bloomberg Barclays US corporate debt for DM; Technicals are subjective values based on industry surveys (JPMorgan Research forecast for Supply/Demand), BLK calculations for positioning, and EPFR data for flows, all as of April 2024. Source: BlackRock EMD Team.

Any opinions, forecasts represent an assessment of the market environment at a specific time and is not intended to be a forecast of future events or a guarantee of future results. This information should not be relied upon by the reader as research, investment advice or a recommendation.

Notes

- 1/ The 2 year US Treasury bond yield moved from 4.59% on March 30th to 4.88% by April 12th.
- 2/ Bloomberg tickers JPGCSOSD for EM sovereign spreads, JGARY7X1 for EM ex-China local rates, JGENFXGD for EM FX
- 3/ Recent EU PMIs has risen to 46.1 in March from 42.7 last July, while China PMI is now at 50.8 from 49.3 last July
- 4/ Global CPI is down to 3.22% in March from 4.28% in September
- 5/ Fed Chairman Jerome Powell said "If the economy evolves broadly as we expect, most FOMC participants see it as likely to be appropriate to begin lowering the policy rate at some point this year", on April 3, 2024, and ECB Governor Lagarde said that "if disinflation continues, the rate path will reflect that" on April 11th.
- 6/ EM index yields are at 8% for the hard currency sovereign EMBIGD index, and at 6.44% for the local markets GBI-EM

For Italy: This document is marketing material: For information on investor rights and how to raise complaints please go to <https://www.blackrock.com/corporate/compliance/investor-right> available in Italian.

Any data collected will be processed according to [BlackRock's privacy policy](#). If you do not wish to receive similar communication or event invites from BlackRock in the future, please contact your Relationship Manager

This email utilises tracking technologies, which record and provide back to BlackRock certain information about the way in which you interact with this email. These technologies will monitor when the email is opened and read. BlackRock will monitor your use of the BlackRock website should you click through to the website from this email. By clicking through to the BlackRock website using the links in this email, you will give your consent to the use of these tracking technologies as described here. Further information about the way in which BlackRock uses cookies and other related tools can be found in BlackRock's privacy policy, available on its website.

This material is intended for information purposes only, and does not constitute investment advice, a recommendation or an offer or solicitation to purchase or sell any securities to any person in any jurisdiction in which an offer, solicitation, purchase or sale would be unlawful under the securities laws of such jurisdiction. Reliance upon information in this material is at the sole discretion of the reader. Investing involves risks.

Risk Warnings

Capital at risk. The value of investments and the income from them can fall as well as rise and are not guaranteed. Investors may not get back the amount originally invested.

Any opinions, forecasts represent an assessment of the market environment at a specific time and is not intended to be a forecast of future events or a guarantee of future results. This information should not be relied upon by the reader as research, investment advice or a recommendation.

Past Performance is not a reliable indicator of current or future results and should not be the sole factor of consideration when selecting a product or strategy.

Changes in the rates of exchange between currencies may cause the value of investments to diminish or increase. Fluctuation may be particularly marked in the case of a higher volatility fund and the value of an investment may fall suddenly and substantially. Levels and basis of taxation may change from time to time.

Tax treatment depends on the individual circumstances of each client and may be subject to change in the future.

Equities may decline in value due to both real and perceived general market, economic, and industry conditions. Investments in value securities involve the risk that the market's value assessment may differ from the manager and the performance of the securities may decline. Investing in securities of smaller companies tends to be more volatile and less liquid than securities of larger companies. Investing in distressed companies (both debt and equity) is speculative and may be subject to greater levels of credit, issuer and liquidity risks, and the repayment of default obligations contains

significant uncertainties; such companies may be engaged in restructurings or bankruptcy proceedings. Investing in foreign denominated and/or domiciled securities may involve heightened risk due to currency fluctuations, and economic and political risks, which may be enhanced in emerging markets. Investments in companies engaged in mergers, reorganizations or liquidations may involve special risks as pending deals may not be completed on time or on favorable terms. High-yield, lower-rated, securities involve greater risk than higher-rated securities; portfolios that invest in them may be subject to greater levels of credit and liquidity risk than portfolios that do not. Derivatives may involve certain costs and risks such as liquidity, interest rate, market, credit, management, and the risk that a position could not be closed when most advantageous. Investing in derivatives could lose more than the amount invested. Diversification does not ensure against loss.

Forward-Looking Information

This material may contain "forward-looking" information that is not purely historical in nature. Such information may include, among other things, projections, forecasts, estimates of yields or returns, and proposed or expected portfolio composition. Moreover, where certain historical performance information of other investment vehicles or composite accounts managed by BlackRock, Inc. and/or its subsidiaries (together, "BlackRock") has been included in this material and such performance information is presented by way of example only. No representation is made that the performance presented will be achieved, or that every assumption made in achieving, calculating, or presenting either the forward-looking information or the historical performance information herein has been considered or stated in preparing this material. Any changes to assumptions that may have been made in preparing this material could have a material impact on the investment returns that are presented herein by way of example.

This material is not intended to be relied upon as a forecast, research, or investment advice, and is not a recommendation, offer or solicitation to buy or sell any securities or to adopt any investment strategy. The opinions expressed may change as subsequent conditions vary. The information and opinions contained in this material are derived from proprietary and nonproprietary sources deemed by BlackRock to be reliable, are not necessarily all inclusive and are not guaranteed as to accuracy. There is no guarantee that any forecasts made will come to pass.

Important Information

This material is for distribution to Professional Clients (as defined by the Financial Conduct Authority or MiFID Rules) only and should not be relied upon by any other persons.

In the US this material is for institutional investors only. Not for Public Distribution

In the UK and Non-European Economic Area (EEA) countries: this is Issued by BlackRock Investment Management (UK) Limited, authorised and regulated by the Financial Conduct Authority. Registered office: 12 Throgmorton Avenue, London, EC2N 2DL. Tel: + 44 (0)20 774 3 3000. Registered in England and Wales No. 02020394. For your protection telephone calls are usually recorded. Please refer to the Financial Conduct Authority website for a list of authorised activities conducted by BlackRock.

In the European Economic Area (EEA): this is Issued by BlackRock (Netherlands) B.V. is authorised and regulated by the Netherlands Authority for the Financial Markets. Registered office Amstelplein 1, 1096 HA, Amsterdam, Tel: 020 – 549 5200, Tel: 31-20-549-5200. Trade Register No. 17068311 For your protection telephone calls are usually recorded.

For information on investor rights and how to raise complaints please go to <https://www.blackrock.com/corporate/compliance/investor-right> available in Italian.

Switzerland: For Qualified Investors only. This document is marketing material. This document shall be exclusively made available to, and directed at, qualified investors as defined in Article 10 (3) of the CISA of 23 June 2006, as amended, at the exclusion of qualified investors with an opting-out pursuant to Art. 5 (1) of the Swiss Federal Act on Financial Services ("FinSA").

For information on art. 8 / 9 Financial Services Act (FinSA) and on your client segmentation under art. 4 FinSA, please see the following website: www.blackrock.com/finsa.

South Africa: Please be advised that BlackRock Investment Management (UK) Limited is an authorised Financial Services provider with the South African Financial Services Conduct Authority, FSP No. 43288.

DIFC: The information contained in this document is intended strictly for Professional Clients as defined under the Dubai Financial Services Authority ("DFSA") Conduct of Business (COB) Rules.

The information contained in this document, does not constitute, and should not be construed as an offer of, invitation or proposal to make an offer for, recommendation to apply for or an opinion or guidance on a financial product, service and/or strategy. Whilst great care has been taken to ensure that the information contained in this document is accurate, no responsibility can be accepted for any errors, mistakes, or omissions or for any action taken in reliance thereon. You may only reproduce, circulate, and use this document (or any part of it) with the consent of BlackRock.

The information contained in this document is for information purposes only. It is not intended for and should not be distributed to, or relied upon by, members of the public.

The information contained in this document, may contain statements that are not purely historical in nature but are "forward-looking statements". These include, amongst other things, projections, forecasts or estimates of income. These forward-looking statements are based upon certain assumptions, some of which are described in other relevant documents or materials. If you do not understand the contents of this document, you should consult an authorised financial adviser.

BlackRock Advisors (UK) Limited -Dubai Branch is a DIFC Foreign Recognised Company registered with the DIFC Registrar of Companies (DIFC Registered Number 546), with its office at Unit L15 - 01A, ICD Brookfield Place, Dubai International Financial Centre, PO Box 506661, Dubai, UAE, and is regulated by the DFSA to engage in the regulated activities of 'Advising on Financial Products' and 'Arranging Deals in Investments' in or from the DIFC, both of which are limited to units in a collective investment fund (DFSA Reference Number F000738).

Saudi Arabia: The information contained in this document is intended strictly for sophisticated institutions.

The information contained in this document, does not constitute, and should not be construed as an offer of, invitation or proposal to make an offer for, recommendation to apply for or an opinion or guidance on a financial product, service and/or strategy. Whilst great care has been taken to ensure that the information contained in this document is accurate, no responsibility can be accepted for any errors, mistakes, or omissions or for any action taken in reliance thereon. You may only reproduce, circulate, and use this document (or any part of it) with the consent of BlackRock.

The information contained in this document is for information purposes only. It is not intended for and should not be distributed to, or relied upon by, members of the public.

The information contained in this document, may contain statements that are not purely historical in nature but are "forward-looking statements". These include, amongst other things, projections, forecasts or estimates of income. These forward-looking statements are based upon certain assumptions, some of which are described in other relevant documents or materials. If you do not understand the contents of this document, you should consult an authorised financial adviser.

UAE: The information contained in this document is intended strictly for non-natural Qualified Investors as defined in the UAE Securities and Commodities Authority's Board Decision No. 3/R.M of 2017 concerning Promoting and Introducing Regulations.

The information contained in this document, does not constitute, and should not be construed as an offer of, invitation or proposal to make an offer for, recommendation to apply for or an opinion or guidance on a financial product, service and/or strategy. Whilst great care has been taken to ensure that the information contained in this document is accurate, no responsibility can be accepted for any errors, mistakes, or omissions or for any action taken in reliance thereon. You may only reproduce, circulate, and use this document (or any part of it) with the consent of BlackRock.

The information contained in this document is for information purposes only. It is not intended for and should not be distributed to, or relied upon by, members of the public.

The information contained in this document, may contain statements that are not purely historical in nature but are “forward-looking statements”. These include, amongst other things, projections, forecasts or estimates of income. These forward-looking statements are based upon certain assumptions, some of which are described in other relevant documents or materials. If you do not understand the contents of this document, you should consult an authorised financial adviser.

Qatar: The information contained in this document is intended strictly for sophisticated institutions.

The information contained in this document, does not constitute and should not be construed as an offer of, invitation or proposal to make an offer for, recommendation to apply for or an opinion or guidance on a financial product, service and/or strategy. Whilst great care has been taken to ensure that the information contained in this document is accurate, no responsibility can be accepted for any errors, mistakes or omissions or for any action taken in reliance thereon. You may only reproduce, circulate and use this document (or any part of it) with the consent of BlackRock.

The information contained in this document is for information purposes only. It is not intended for and should not be distributed to, or relied upon by, members of the public.

The information contained in this document, may contain statements that are not purely historical in nature but are “forward-looking statements”. These include, amongst other things, projections, forecasts or estimates of income. These forward-looking statements are based upon certain assumptions, some of which are described in other relevant documents or materials. If you do not understand the contents of this document, you should consult an authorised financial adviser

Israel: BlackRock Investment Management (UK) Limited is not licenced under Israel's Regulation of Investment Advice, Investment Marketing and Portfolio Management Law, 5755-1995 (the “Advice Law”), nor does it carry insurance thereunder.

Bahrain: The information contained in this document is intended strictly for sophisticated institutions.

The information contained in this document, does not constitute, and should not be construed as an offer of, invitation or proposal to make an offer for, recommendation to apply for or an opinion or guidance on a financial product, service and/or strategy. Whilst great care has been taken to ensure that the information contained in this document is accurate, no responsibility can be accepted for any errors, mistakes, or omissions or for any action taken in reliance thereon. You may only reproduce, circulate, and use this document (or any part of it) with the consent of BlackRock.

The information contained in this document is for information purposes only. It is not intended for and should not be distributed to, or relied upon by, members of the public.

The information contained in this document, may contain statements that are not purely historical in nature but are “forward-looking statements”. These include, amongst other things, projections, forecasts or estimates of income. These forward-looking statements are based upon certain assumptions, some of which are described in other relevant documents or materials. If you do not understand the contents of this document, you should consult an authorised financial adviser.

Kuwait: The information contained in this document is intended strictly for sophisticated institutions that are ‘Professional Clients’ as defined under the Kuwait Capital Markets Law and its Executive Bylaws.

The information contained in this document, does not constitute, and should not be construed as an offer of, invitation or proposal to make an offer for, recommendation to apply for or an opinion or guidance on a financial product, service and/or strategy. Whilst great care has been taken to ensure that the information contained in this document is accurate, no responsibility can be accepted for any errors, mistakes, or omissions or for any action taken in reliance thereon. You may only reproduce, circulate, and use this document (or any part of it) with the consent of BlackRock.

The information contained in this document is for information purposes only. It is not intended for and should not be distributed to, or relied upon by, members of the public.

The information contained in this document, may contain statements that are not purely historical in nature but are “forward-looking statements”. These include, amongst other things, projections, forecasts or estimates of income. These forward-looking statements are based upon certain assumptions, some of which are described in other relevant documents or materials. If you do not understand the contents of this document, you should consult an authorised financial adviser.

In **Hong Kong**, this material is issued by BlackRock Asset Management North Asia Limited and has not been reviewed by the Securities and Futures Commission of Hong Kong. This material is for distribution to “Professional Investors” (as defined in the Securities and Futures Ordinance (Cap.571 of the laws of Hong Kong) and any rules made under that ordinance.) and should not be relied upon by any other persons or redistributed to retail clients in Hong Kong.

In **Singapore**, this is issued by BlackRock (Singapore) Limited (Co. registration no. 200010143N) for use only with institutional investors as defined in Section 4A of the Securities and Futures Act, Chapter 289 of Singapore. This advertisement or publication has not been reviewed by the Monetary Authority of Singapore.

In **South Korea**, this information is issued by BlackRock Investment (Korea) Limited. This material is for distribution to the Qualified Professional Investors (as defined in the Financial Investment Services and Capital Market Act and its sub-regulations) and for information or educational purposes only and does not constitute investment advice or an offer or solicitation to purchase or sells in any securities or any investment strategies.

In **Taiwan**, independently operated by BlackRock Investment Management (Taiwan) Limited. Address: 28F., No. 100, Songren Rd., Xinyi Dist., Taipei City 110, Taiwan. Tel: (02)23261600.

Issued by BlackRock Investment Management (Australia) Limited ABN 13 006 165 975, AFSL 230 523 (BIMAL) for the exclusive use of the recipient, who warrants by receipt of this material that they are a wholesale client as defined under the Australian Corporations Act 2001 (Cth) and the New Zealand Financial Advisers Act 2008 respectively. BlackRock Investment Management (Australia) Limited (“BIMAL”) is not licensed by a New Zealand regulator to provide ‘Financial Advice Service’ or ‘Keeping, investing, administering, or managing money, securities, or investment portfolios on behalf of other persons’. BIMAL’s registration on the New Zealand register of financial service providers does not mean that BIMAL is subject to active regulation or oversight by a New Zealand regulator.

This material provides general information only and does not take into account your individual objectives, financial situation, needs or circumstances. Before making any investment decision, you should therefore assess whether the material is appropriate for you and obtain financial advice tailored to you having regard to your individual objectives, financial situation, needs and circumstances. Refer to BIMAL’s Financial Services Guide on its website for more information. This material is not a financial product recommendation or an offer or solicitation with respect to the purchase or sale of any financial product in any jurisdiction. This material is not intended for distribution to, or use by, any person or entity in any jurisdiction or country where such distribution or use would be contrary to local law or regulation. BIMAL is a part of the global BlackRock Group which comprises of financial product issuers and investment managers around the world. BIMAL is the issuer of financial products and acts as an investment manager in Australia. BIMAL does not offer financial products to persons in New Zealand who are retail investors (as that term is defined in the Financial Markets Conduct Act 2013 (FMCA)). This material does not constitute or relate to such an offer. To the extent that this material does constitute or relate to such an offer of financial products, the offer is only made to, and capable of acceptance by, persons in New Zealand who are wholesale investors (as that term is defined in the FMCA).

BIMAL, its officers, employees, and agents believe that the information in this material and the sources on which it is based (which may be sourced from third parties) are correct as at the date of publication. While every care has been taken in the preparation of this material, no warranty of accuracy or reliability is given and no responsibility for the information is accepted by BIMAL, its officers, employees, or agents. Except where contrary to law, BIMAL excludes all liability for this information.

In **China**, this material may not be distributed to individuals resident in the People's Republic of China ("PRC", for such purposes, not applicable to Hong Kong, Macau and Taiwan) or entities registered in the PRC unless such parties have received all the required PRC government approvals to participate in any investment or receive any investment advisory or investment management services.

For Other Countries in APAC: This material is provided for your informational purposes only and must not be distributed to any other persons or redistributed. This material is issued for Institutional Investors only (or professional/sophisticated/qualified investors as such term may apply in local jurisdictions) and does not constitute investment advice or an offer or solicitation to purchase or sell in any securities, BlackRock funds or any investment strategy nor shall any securities be offered or sold to any person in any jurisdiction in which an offer, solicitation, purchase or sale would be unlawful under the securities laws of such jurisdiction.

For Southeast Asia: This document is issued by BlackRock and is intended for the exclusive use of any recipient who warrants, by receipt of this material, that such recipient is an institutional investors or professional/sophisticated/qualified/accredited/expert investor as such term may apply under the relevant legislations in Southeast Asia (for such purposes, includes only Malaysia, the Philippines, Thailand, Brunei, and Indonesia).

BlackRock does not hold any regulatory licenses or registrations in Southeast Asia countries listed above and is therefore not licensed to conduct any regulated business activity under the relevant laws and regulations as they apply to any entity intending to carry on business in Southeast Asia, nor does BlackRock purport to carry on, any regulated activity in any country in Southeast Asia. BlackRock funds, and/or services shall not be offered or sold to any person in any jurisdiction in which such an offer, solicitation, purchase, or sale would be deemed unlawful under the securities laws or any other relevant laws of such jurisdiction(s).

This material is provided to the recipient on a strictly confidential basis and is intended for informational or educational purposes only. Nothing in this document, directly or indirectly, represents to you that BlackRock will provide, or is providing BlackRock products or services to the recipient, or is making available, inviting, or offering for subscription or purchase, or invitation to subscribe for or purchase, or sale, of any BlackRock fund, or interests therein. This material neither constitutes an offer to enter into an investment agreement with the recipient of this document, nor is it an invitation to respond to it by making an offer to enter into an investment agreement. The distribution of the information contained herein may be restricted by law and any person who accesses it is required to comply with any such restrictions. By reading this information you confirm that you are aware of the laws in your own jurisdiction regarding the provision and sale of funds and related financial services or products, and you warrant and represent that you will not pass on or utilize the information contained herein in a manner that could constitute a breach of such laws by BlackRock, its affiliates, or any other person.

In **Latin America**, for institutional investors and financial intermediaries only (not for public distribution). This material is for educational purposes only and does not constitute investment advice or an offer or solicitation to sell or a solicitation of an offer to buy any shares of any fund or security and it is your responsibility to inform yourself of, and to observe, all applicable laws and regulations of your relevant jurisdiction. If any funds are mentioned or inferred in this material, such funds may not be registered with the securities regulators of Argentina, Brazil, Chile, Colombia, Mexico, Panama, Peru, Uruguay, or any other securities regulator in any Latin American country and thus, may not be publicly offered in any such countries. The securities regulators of any country within Latin America have not confirmed the accuracy of any information contained herein. No information discussed herein can be provided to the general public in Latin America. The contents of this material are strictly confidential and must not be passed to any third party.

In **Brazil**, this private offer does not constitute a public offer, and is not registered with the Brazilian Securities and Exchange Commission, for use only with professional investors as such term is defined by the Comissão de Valores Mobiliários.

In **Colombia**, the sale of each fund discussed herein, if any, is addressed to less than one hundred specifically identified investors, and such fund may not be promoted or marketed in Colombia or to Colombian residents unless such promotion and marketing is made in compliance with Decree 2555 of 2010 and other applicable rules and regulations related to the promotion of foreign financial and/or securities related products or services in Colombia. With the receipt of these materials, and unless the Client contacts BlackRock with additional requests for information, the Client agrees to have been provided the information for due advisory required by the marketing and promotion regulatory regime applicable in Colombia.

In **Peru**, this material is for the sole use of Institutional Investors, as such term is defined by the Superintendencia de Banca, Seguros y AFP. In Peru, this private offer does not constitute a public offer, and is not registered with the Securities Market Public Registry of the Peruvian Securities Market Commission, for use only with institutional investors as such term is defined by the Superintendencia de Banca, Seguros y AFP.

IN MEXICO, FOR INSTITUTIONAL AND QUALIFIED INVESTORS USE ONLY. INVESTING INVOLVES RISK, INCLUDING POSSIBLE LOSS OF PRINCIPAL. THIS MATERIAL IS PROVIDED FOR EDUCATIONAL AND INFORMATIONAL PURPOSES ONLY AND DOES NOT CONSTITUTE AN OFFER OR SOLICITATION TO SELL OR A SOLICITATION OF AN OFFER TO BUY ANY SHARES OF ANY FUND OR SECURITY.

This information does not consider the investment objectives, risk tolerance or the financial circumstances of any specific investor. This information does not replace the obligation of financial advisor to apply his/her best judgment in making investment decisions or investment recommendations. It is your responsibility to inform yourself of, and to observe, all applicable laws and regulations of Mexico. If any funds, securities, or investment strategies are mentioned or inferred in this material, such funds, securities, or strategies have not been registered with the Mexican National Banking and Securities Commission (Comisión Nacional Bancaria y de Valores, the "CNBV") and thus, may not be publicly offered in Mexico. The CNBV has not confirmed the accuracy of any information contained herein. The provision of investment management and investment advisory services ("Investment Services") is a regulated activity in Mexico, subject to strict rules, and performed under the supervision of the CNBV. These materials are shared for information purposes only, do not constitute investment advice, and are being shared in the understanding that the addressee is an Institutional or Qualified investor as defined under Mexican Securities (Ley del Mercado de Valores). Each potential investor shall make its own investment decision based on their own analysis of the available information. Please note that by receiving these materials, it shall be construed as a representation by the receiver that it is an Institutional or Qualified investor as defined under Mexican law. BlackRock México Operadora, S.A. de C.V., Sociedad Operadora de Fondos de Inversión ("BlackRock México Operadora") is a Mexican subsidiary of BlackRock, Inc., authorized by the CNBV as a Mutual Fund Manager (Operadora de Fondos), and as such, authorized to manage Mexican mutual funds, ETFs and provide Investment Advisory Services. For more information on the Investment Services offered by BlackRock Mexico, please review our Investment Services Guide available in www.blackrock.com/mx. This material represents an assessment at a specific time and its information should not be relied upon by the you as research or investment advice regarding the funds, any security or investment strategy in particular. Reliance upon information in this material is at your sole discretion. BlackRock México is not authorized to receive deposits, carry out intermediation activities, or act as a broker dealer, or bank in Mexico. For more information on BlackRock México, please visit: www.blackRock.com/mx. BlackRock receives revenue in the form of advisory fees for our advisory services and management fees for our mutual funds, exchange traded funds and collective investment trusts. Any modification, change, distribution, or inadequate use of information of this document is not responsibility of BlackRock or any of its affiliates. Pursuant to the Mexican Data Privacy Law (Ley Federal de Protección de Datos Personales en Posesión de Particulares), to register your personal data you must confirm that you have read and understood the Privacy Notice of BlackRock México Operadora. For the full disclosure, please visit www.blackRock.com/mx and accept that your personal information will be managed according with the terms and conditions set forth therein. BlackRock® is a registered trademark of BlackRock, Inc. All other trademarks are the property of their respective owners.

In Uruguay, the Securities are not and will not be registered with the Central Bank of Uruguay. The Securities are not and will not be offered publicly in or from Uruguay and are not and will not be traded on any Uruguayan stock exchange. This offer has not been and will not be announced to the public and offering materials will not be made available to the general public except in circumstances which do not constitute a public offering of securities in Uruguay, in compliance with the requirements of the Uruguayan Securities Market Law (Law N° 18.627 and Decree 322/011).

In **Canada**, this material is intended for permitted clients as defined under Canadian securities law.

The information contained in this document, does not constitute, and should not be construed as an offer of, invitation or proposal to make an offer for, recommendation to apply for or an opinion or guidance on a financial product, service and/or strategy. Whilst great care has been taken to ensure that the information contained in this document is accurate, no responsibility can be accepted for any errors, mistakes, or omissions or for any action taken in reliance thereon. You may only reproduce, circulate, and use this document (or any part of it) with the consent of BlackRock.

The information contained in this document is for information purposes only. It is not intended for and should not be distributed to, or relied upon by, members of the public. The information contained in this document, may contain statements that are not purely historical in nature but are "forward-looking statements". These include, amongst other things, projections, forecasts or estimates of income. These forward-looking statements are based upon certain assumptions, some of which are described in other relevant documents or materials. If you do not understand the contents of this document, you should consult an authorised financial adviser.

Any research in this document has been procured and may have been acted on by BlackRock for its own purpose. The results of such research are being made available only incidentally. The views expressed do not constitute investment or any other advice and are subject to change. They do not necessarily reflect the views of any company in the BlackRock Group or any part thereof and no assurances are made as to their accuracy.

This document is for information purposes only and does not constitute an offer or invitation to anyone to invest in any BlackRock funds and has not been prepared in connection with any such offer.

© 2024 BlackRock, Inc. or its affiliates. All Rights Reserved. BLACKROCK is a trademark of BlackRock, Inc. or its affiliates. All other trademarks are those of their respective owners.