



If you are in any doubt about the contents of this Prospectus, you should consult your stockbroker, bank manager, solicitor, accountant or other independent financial adviser.

The Directors whose names appear under the heading “Management and Administration”, accept responsibility for the information contained in this document. To the best of the knowledge and belief of the Directors (who have taken all reasonable care to ensure that such is the case) the information contained in this document is in accordance with the facts and does not omit anything likely to affect the import of such information.

BLACKROCK FUNDS I ICAV

(an Irish collective asset-management vehicle constituted as an umbrella fund with segregated liability between sub-funds and authorised by the Central Bank of Ireland pursuant to the Irish Collective Asset-management Vehicles Act 2015 and the UCITS Regulations (as defined herein))

Prospectus

Dated 23 April 2024

BLACKROCK ASSET MANAGEMENT IRELAND LIMITED
Manager

BLACKROCK INVESTMENT MANAGEMENT (UK) LIMITED
Investment Manager

DIRECTORY

Manager

BlackRock Asset Management Ireland Limited
1st Floor
2 Ballsbridge Park
Ballsbridge
Dublin 4
Ireland

Directors of the Manager

Rosemary Quinlan (Chairman)
Adele Spillane
Catherine Woods
Enda McMahon
Justin Mealy
Patrick Boylan
Michael Hodson
Graham Bamping

Directors of the ICAV

Barry O'Dwyer (Chairman)
Nicola Grenham
Tom McGrath
Becky Tilston Hales

Depositary

J.P. Morgan SE - Dublin Branch
200 Capital Dock
79 Sir John Rogerson's Quay
Dublin 2, D02 RK57
Ireland

Investment Manager and Distributor

BlackRock Investment Management (UK) Limited
12 Throgmorton Avenue
London EC2N 2DL
United Kingdom

Registered office of the ICAV

J.P.Morgan
200 Capital Dock
79 Sir John Rogerson's Quay
Dublin 2, D02 RK57
Ireland

Auditors

Ernst & Young
Harcourt Centre
Harcourt Street
Dublin 2
Ireland

Secretary of the ICAV

Apex Group Corporate Administration Services
Limited
4th Floor
76 Baggot Street Lower
Dublin 2
Ireland

Legal Advisers

Matheson LLP
70 Sir John Rogerson's Quay
Dublin 2
Ireland

Administrator, Registrar and Transfer Agent

J.P. Morgan Administration Services (Ireland) Limited
200 Capital Dock
79 Sir John Rogerson's Quay
Dublin 2, D02 RK57
Ireland

Table of Contents

Definitions	7
Management and Administration	14
Share Classes	21
Valuation, Subscriptions and Redemptions	25
ESG Integration	34
Risk Factors	39
Fees and Expenses	57
Taxation	60
Appendix A Details of Each Fund	69
Appendix B Financial Derivative Instruments	136
Appendix C Investment Restrictions	142
Appendix D Determination of Net Asset Value, Valuation and Other Additional Information	147
Appendix E Stock Exchanges And Regulated Markets	158
Appendix F Depositary Delegates	161
Appendix G Calculation of Performance Fee	164
Appendix H Selling Restrictions	171
Appendix I Total Return Swaps, Repurchase Agreements, Securities Lending and German Tax Considerations	177
Appendix J Available Share Classes	182
Appendix K Blackrock EMEA Baseline Screens Policy	262
Appendix L SFDR-PCDs	263

Introduction to BlackRock Funds I ICAV

BlackRock Funds I ICAV (the “ICAV”) is an Irish collective asset-management vehicle registered on 8 March 2018. The ICAV is authorised in Ireland by the Central Bank of Ireland as a UCITS for the purposes of the UCITS Regulations. The following summary is qualified in its entirety by reference to the more detailed information included elsewhere in this Prospectus.

Structure

The ICAV is an Irish collective asset-management vehicle constituted as an umbrella vehicle, insofar as each Fund of the ICAV will constitute a separate fund within the ICAV’s structure. The assets of each Fund will be invested in accordance with the investment objectives and policies applicable to that Fund. This Prospectus sets out general information relating to the ICAV. The Directors may from time to time establish further Funds with the prior approval of the Central Bank, details of which will be set out in this Prospectus.

This Prospectus may be issued with one or more supplements (each a “Supplement”), which may contain additional information or information relating to a separate Fund. If there are different Classes of Shares representing a Fund, details relating to the separate Classes may be dealt with in the same Supplement or in separate Supplements for each Class. The creation of further Classes of Shares will be effected in accordance with the requirements of the Central Bank. This Prospectus and any Supplements should be read and constituted as one document.

The Funds

As at the date of this Prospectus, investors may choose from the following Funds of the ICAV:

BlackRock Advantage Europe ex UK Equity Fund
BlackRock Advantage Europe Equity Fund
BlackRock Advantage Asia ex Japan Equity Fund
BlackRock Sustainable Advantage US Equity Fund
BlackRock Sustainable Advantage World Equity Fund
BlackRock Advantage Emerging Markets Equity Fund
BlackRock Sustainable Advantage Emerging Markets ex China Equity Fund
BlackRock Systematic Global Convertible Bond Fund
BlackRock Global High Yield Sustainable Credit Screened Fund
BlackRock Tactical Opportunities Fund
BlackRock Global Unconstrained Equity Fund
BlackRock Asian Dragon ESG Screened Fund*
BlackRock Emerging Markets ESG Screened Fund*
BlackRock Euro-Markets ESG Screened Fund*
BlackRock US Flexible Equity ESG Screened Fund*
BlackRock Global Impact Fund
BlackRock Global Corporate Sustainable Credit Screened Fund
BlackRock Global Target Return: Conservative Fund
BlackRock Global Target Return: Moderate Fund
BlackRock Global Target Return: Growth Fund
BlackRock Systematic ESG Equity Absolute Return Fund
BlackRock Systematic Multi-Strategy ESG Screened Fund

* This Fund is closed to new investment and is in the process of being terminated.

The investment objective and policy in respect of each Fund is described in Appendix A. Any alteration to the investment objectives or a material alteration to the investment policies of a Fund will be subject to the prior approval by Ordinary Resolution of the Shareholders of the relevant Fund. Shareholders will be provided with reasonable notice prior to the implementation of any alteration to the investment objectives or material alteration to the investment policies of a Fund.

Management

The Manager of the ICAV is BlackRock Asset Management Ireland Limited.

Important information

The ICAV is both authorised and supervised by the Central Bank. The authorisation of the ICAV is not an endorsement or guarantee of the ICAV by the Central Bank and the Central Bank is not responsible for the contents of this Prospectus. The authorisation of the ICAV by the Central Bank does not constitute a warranty by the Central Bank as to the performance of the ICAV and the Central Bank shall not be liable for the performance or default of the ICAV.

The price of Shares in a Fund may fall as well as rise and investors may not recoup the original amount invested in a Fund. The difference at any one time between subscription and redemption prices for Shares means that any investment should be viewed as medium to long term.

Investors should note that a redemption fee of up to 2% of the Net Asset Value of the Shares being redeemed may be chargeable in respect of that Fund where the Manager, in its reasonable opinion and at its absolute discretion, believes an investor may be engaging in excessive trading. Further information on excessive trading is provided in the section headed "Excessive Trading Policy".

An investment in the ICAV is not in the nature of a deposit in a bank account and is not protected by any government, government agency or other guarantee scheme which may be available to protect the holder of a bank deposit account. Consequently, there is the risk that the principal invested in the ICAV is capable of fluctuation and there is a significant risk of the loss of the entire amount of the value of an investor's investment.

A number of the Funds may be substantially invested in emerging markets globally, an investment in these Funds should not constitute a substantial proportion of an investment portfolio and may not be appropriate for all investors. Please refer to the sections entitled "Investment Policy" and "Risk Factors" for further details.

Offer of Shares

This Prospectus contains the particulars of the offering of Shares in each of the Funds. The offer proceeds will be invested by the Funds in accordance with the investment objectives for those Funds set out below, as amended from time to time.

An updated Prospectus relating to Shares comprising any new Fund will be issued by the Manager at the time of the establishment of that Fund in accordance with the requirements of the Central Bank.

It is intended that application may be made in other jurisdictions to enable the Shares of the Funds to be marketed freely in these jurisdictions.

Statements made in this Prospectus are, except where otherwise stated, based on the law and practice currently in force in Ireland, which may be subject to change.

No person has been authorised to give any information or to make any representation in connection with the offering or placing of Shares other than those contained in this Prospectus and the financial reports of the ICAV and, if given or made, such information or representation must not be relied upon as having been authorised by the ICAV. The delivery of this Prospectus (whether or not accompanied by the reports) or any issue of Shares shall not, under any circumstances, create any implication that the affairs of the ICAV have not changed since the date of this Prospectus.

MiFID II

Authorised intermediaries which offer, recommend or sell Shares in the Funds must comply with all laws, regulations and regulatory requirements as may be applicable to them. Also, such intermediaries should consider such information about the Funds as is made available by the Manager or Investment Manager for the purposes of the EU's Product Governance regime under MiFID II including, without limitation, target market information.

Profile of a Typical Investor

The Funds are suitable for both retail and professional investors seeking to achieve investment objectives which align with those of the relevant Fund in the context of the investor's overall portfolio.

Investors are expected to be able to make an investment decision based on the information set out in the Prospectus and the relevant Fund's KIID (as defined herein) or, alternatively, to obtain professional advice. Investors should also be able to bear capital and income risk and view investment in a Fund as a medium to long term investment.

Data Protection

Prospective Shareholders and Shareholders are referred to the privacy notice of the ICAV and the Manager, which is provided as an addendum to the Application Form (the "Privacy Notice").

The Privacy Notice explains, among other things, how the ICAV and the Manager process personal data about individuals who invest in the ICAV or apply to invest in the ICAV and personal data about the directors, officers, employees and ultimate beneficial owners of institutional investors.

The Privacy Notice may be updated from time to time. The latest version of the Privacy Notice is available at www.blackrock.com.

If you would like further information on the collection, use, disclosure, transfer or processing of your personal data or the exercise of any of the rights in relation to personal data as set out in the Privacy Notice, please address questions and requests to: The Data Protection Officer, BlackRock, 12 Throgmorton Avenue, London, EC2N 2DL.

Definitions

The following definitions apply in this document unless the context otherwise requires:

Accumulating Share Classes

means all Share Classes that accumulate income.

Administration Agreement

means the agreement made between the Manager and the Administrator dated 24 May 2018, as may be amended from time to time.

Administrator

means J.P. Morgan Administration Services (Ireland) Limited and/or such other person as may be appointed, in accordance with the requirements of the Central Bank, to provide administration services to the Funds.

Affiliate

means a company which has the ultimate parent of the Investment Manager as its ultimate parent, or a company in which the ultimate parent of the Investment Manager has at least 50% direct or indirect ownership.

Apex

means Apex Group Corporate Administration Services Ireland Limited.

Application Form

means such dealing form as the Manager may prescribe for the purposes of dealing in Shares of the ICAV and/or the relevant Class of a Fund.

AUD

means the Australian Dollar, the lawful currency of Australia.

Auditors

means Ernst & Young, Chartered Accountants, Dublin, or such other persons as may be appointed by the ICAV.

Base Currency

means in relation to any Fund, the currency in which the Fund is denominated as determined by the Manager and as described in Appendix A.

Benchmark Regulation

means Regulation (EU) 2016/1011 of the European Parliament and of the Council.

Benchmark Regulation Register

means the register of administrators and benchmarks maintained by ESMA under the Benchmarks Regulation.

BlackRock Group

means the BlackRock, Inc. group of companies and any of their affiliates and connected persons.

Business Day

means any day normally treated by the relevant markets in Ireland, the United Kingdom and the United States as a business day and such other days as the Manager may decide.

CAD

means the Canadian Dollar, the lawful currency of Canada.

Canadian Resident

means a person resident in Canada for the purposes of the Income Tax Act (Canada).

CEA

means the Commodity Exchange Act (of the United States), as amended.

Central Bank

means the Central Bank of Ireland and any successor entity.

Central Bank UCITS Regulations

means the Central Bank (Supervision and Enforcement) Act 2013 (Section 48(1)) (Undertakings for Collective Investment in Transferable Securities) Regulations 2019, as may be amended from time to time, and any guidance issued thereunder.

CHF

means the Swiss Franc, the lawful currency of Switzerland.

China A Shares

means securities of companies that are incorporated in the PRC and denominated and traded in Renminbi on the SSE and SZSE.

CSDCC

means China Securities Depository and Clearing Corporation Limited.

CSRC

means the China Securities Regulatory Commission of the PRC or its successors which is the regulator of the securities and futures market of the PRC.

CIS

means a collective investment scheme or schemes.

Class, Classes, Share Class or Share Classes

means such Class of Shares in a Fund as the Manager may from time to time designate.

Client Agreement

means an agreement between the Investment Manager, or an Affiliate, and an investor setting out the fees/expenses payable by the investor in respect of its investments in Class X Shares.

Currency Denominated Share Class

means a Share Class with a Dealing Currency that is different to the relevant Fund's Base Currency.

Cut-Off Point

means 11.00 am on each Dealing Day, Irish time, or such other time as the Manager may determine from time to time, provided it is prior to the relevant Valuation Point. Shareholders will be notified in advance if it is intended to permanently change the Cut-Off Point and the Prospectus will be updated accordingly.

Dealing Day

means such Business Day as the Manager may from time to time determine for dealings in a Fund, provided that there shall be at least one Dealing Day per fortnight. The Dealing Day in respect of each of the Funds shall be each Business Day unless otherwise determined by the Manager and notified to Shareholders in advance. However, some Business Days will not be Dealing Days where, for example, markets on which a Fund's investments are listed or traded are closed or where there is a public holiday in the relevant jurisdiction, subject always to the Directors' discretion to temporarily suspend the determination of the Net Asset Value and sale, switching and/or redemption of Shares of any Fund in accordance with the provisions of the Prospectus and Instrument of Incorporation. A list of the Business Days which will be treated as non-Dealing Days for certain Funds from time to time can be obtained from the Manager upon request.

Dealing Currency

means the currency in which Shares in a Fund are purchased or sold. A list of available Share Classes indicating the relevant Dealing Currencies is included in Appendix J.

Depositary

means J.P.Morgan SE - Dublin Branch, or such other entity as may be appointed, with the prior approval of the Central Bank, to provide depositary services to the ICAV.

Depositary Agreement

means the agreement between the Depositary and the ICAV dated 24 May 2018, as may be amended from time to time.

Directive

Directive No. 2009/65/EC of the Council and of the European Parliament of 13 July 2009, as amended by Directive No. 2014/91/EU and as may be amended or replaced from time to time.

Directors

means the directors of the ICAV or any duly authorised committee thereof.

Distributing Share Classes

means Share Classes that distribute income.

DKK

means the Danish Krone, the lawful currency of Denmark.

EEA

means the participating countries of the European Economic Area.

ERISA Plans

means (i) any retirement plan subject to Title I of the United States Employee Retirement Income Security Act of 1974, as amended (ERISA); or (ii) any individual retirement account or plan subject to Section 4975 of the United States Internal Revenue Code of 1986, as amended.

ESG

refers to “environmental, social and governance” criteria, which are three central factors used in measuring the sustainability and ethical impact of an investment in securities of an issuer. By way of example, “environmental” may cover themes such as climate risks and natural resources scarcity, “social” may include labour issues and product liability risks such as data security and “governance” may encompass items such as business ethics and executive pay. These are only examples and do not necessarily determine the policy of any specific ESG Fund. Investors should refer to the investment policy of an ESG Fund, including any website referred to in such investment policy, for more detailed information.

ESG Policy

a Fund’s environmental, social and governance policy, in each case, if applicable, as described in Appendix A.

ESMA

means the European Securities and Markets Authority.

Euro, EUR or €

means the single European currency unit referred to in Council Regulation (EC) No. 974/98 on 3 May 1998 on the introduction of the Euro.

FDI

means financial derivative instruments.

Fund

means a fund of assets established (with the prior approval of the Central Bank) for one or more Classes of Shares in the Fund which is invested in accordance with the investment objective applicable to such Fund.

Fund Cash Collection Account

means a cash collection account at Fund level opened in the name of the relevant Fund.

GBP

means the Great British Pound, the lawful currency of the United Kingdom.

Hedged Share Class(es) or Hedged Shares

means a Class designated in a currency that is either the same as, or different to, the Base Currency of a Fund, which permits the Base Currency exposure of a Fund to be hedged against the Dealing Currency of that Class.

HKD

means the Hong Kong Dollar, the lawful currency of Hong Kong.

HKSCC

means Hong Kong Securities Clearing Company Limited which operates a securities market and a derivatives market in Hong Kong and the clearing houses for those markets.

ICTA

means the Income and Corporation Taxes Act 1988 (of the United Kingdom).

Initial Offer Period

means in relation to each Class, such period as shall be designated an “Initial Offer Period” by the Directors at which Shares may be offered at the Initial Offer Price.

Initial Offer Price

means such price per Share as shall be designated as the initial price per Share by the Directors.

Instrument of Incorporation

means the instrument of incorporation of the ICAV as may be amended from time to time.

International Capital Markets Association Green Bond Principles

means voluntary process guidelines issued by the International Capital Markets Association, which seek to support issuers in financing environmentally sound and sustainable projects that foster a net-zero emissions economy and protect the environment.

Investment Management Agreement

means the agreement made between the Manager and the Investment Manager dated 24 May 2018 as may be amended from time to time.

Investment Manager

means BlackRock Investment Management (UK) Limited, and/or such other person as may be appointed, in accordance with the requirements of the Central Bank, to provide investment management services to the Funds, or any of them.

Investor Services Team

means the investor services team that responds to requests from investors of an operational nature. Contact details for the Investor Services team are included on the Application Form.

JPY

means the Japanese Yen, the lawful currency of Japan.

KIID

means the key investor information document issued in respect of each Fund pursuant to the UCITS Regulations, as may be amended from time to time.

Management Agreement

means the agreement made between the ICAV and the Manager dated 24 May 2018, as may be amended from time to time.

Manager

means BlackRock Asset Management Ireland Limited, a limited liability company incorporated in Ireland.

Member State

means a member state of the European Union as at the date of this Prospectus.

MiFID II

means the EU Directive 2014/65/EU on markets in financial instruments, as may be amended, modified or supplemented from time to time.

Minimum Holding

means a holding of Shares of any Class having an aggregate value of such minimum amount as set out in this Prospectus.

Minimum Subscription

means a Shareholder's minimum subscription (whether initial or subsequent) for Shares of any Class as set out in this Prospectus.

Net Asset Value or NAV

means the net asset value of a Fund.

Net Asset Value per Share

means the Net Asset Value divided by the number of Shares (in issue) of the relevant Fund subject to such adjustment, if any, as may be required where there is more than one Class of Shares in the Fund.

NZD

means the New Zealand Dollar, the lawful currency of New Zealand.

OECD

means the Organisation for Economic Co-operation and Development, as constituted from time to time.

Ongoing Charge

means the ongoing fee that is charged to a Fund as a percentage of such Fund's Net Asset Value. The Ongoing Charge is accrued on a daily basis and paid monthly in arrears.

Ordinary Resolution

means a resolution of the ICAV or a Fund or any Share Class, as appropriate, in general meeting passed by a simple majority of the votes cast by the Shareholders of the ICAV, Fund, or Share Class, as appropriate, in person or by proxy at a general meeting of the ICAV, Fund or Share Class, as appropriate

OTC

means over-the-counter.

OTC Derivatives

means financial derivative instruments dealt over-the-counter.

Performance Fee Benchmark

has the meaning as set out in Appendix G. A Fund's Performance Fee Benchmark is included in Appendix A, if applicable.

PRC

means the People's Republic of China.

Principal Adverse Impacts (PAIs)

means the most significant negative impacts of investment decisions on sustainability factors relating to environmental, social and employee matters, respect for human rights, anti-corruption and anti-bribery matters.

Prospectus

means this prospectus and any supplements or addendums published thereto. To the extent that there is any inconsistency between this Prospectus and the relevant Supplement, the relevant Supplement shall prevail.

Qualified Holder

means any person, corporation or entity other than: (i) a person, corporation or entity which acquires Shares in a X Class without first entering into a Client Agreement; (ii) a US Person; (iii) an ERISA Plan; (iv) a Canadian Resident; (v) any other person, corporation or entity which cannot acquire or hold Shares without violating laws or regulations whether applicable to it or the Fund or otherwise or whose holding might result (either individually or in conjunction with other Shareholders in the same circumstances) in the Fund incurring any liability to taxation or suffering pecuniary disadvantages which the Fund might not otherwise incur or suffer or the Fund being required to register or register any Class of its securities under the laws of any jurisdiction (including without limitation, the 1933 Act, the 1940 Act or the CEA); or (vi) a custodian, nominee, or trustee for any person, corporation or entity described in (i) to (v) above.

Regulated Markets

means the stock exchanges and/or regulated markets listed in Appendix E.

Remuneration Policy

means the policy as described in the section entitled “The Manager” including, but not limited to, a description as to how remuneration and benefits are calculated and identification of those individuals responsible for awarding remuneration and benefits.

RMB or Renminbi

means Renminbi, the lawful currency of the PRC.

RQFII

means Renminbi Qualified Foreign Institutional Investor.

SEK

means the Swedish Krona, the lawful currency of Sweden.

SFDR

means the EU Sustainable Finance Disclosure Regulation (Regulation (EU) 2019/2088).

SGD

means the Singapore Dollar, the lawful currency of Singapore.

Shareholder

means a registered shareholder of a Fund.

Special Resolution

means a special resolution of the ICAV or any Fund or any Share Class, as appropriate, passed by not less than 75% of the of the votes cast by the members of the ICAV, Fund or Share Class, as appropriate, in person or by proxy at a general meeting of the ICAV, Fund or Share Class.

Stock Connect

means each or both of the Shanghai-Hong Kong Stock Connect and the Shenzhen-Hong Kong Stock Connect (as the context requires).

Sustainable Investment

means an investment in an economic activity that contributes to an environmental or social objective, provided that the investment does not significantly harm any environmental or social objective and that the investee companies follow good governance practices.

SSE

means the Shanghai Stock Exchange.

SZSE

means the Shenzhen Stock Exchange.

Taxonomy Regulation

means Regulation (EU) 2020/852 of the European Parliament and of the Council of 18 June 2020 on the establishment of a framework to facilitate sustainable investment, and amending Regulation (EU) 2019/2088.

the ICAV

means BlackRock Funds I ICAV.

Transfer Agent

means J.P. Morgan Administration Services (Ireland) Limited and/or such other person as may be appointed, in accordance with the requirements of the Central Bank, to provide transfer agent services to the Funds.

Type A Funds

means a Fund using the Type A method of performance fee calculation, as set out in Appendix A for each Fund as applicable and described in detail in Appendix G.

Type B Funds

means a Fund using the Type B method of performance fee calculation, as set out in Appendix A for each Fund as applicable and described in detail in Appendix G.

UCITS

means an undertaking for collective investment in transferable securities established pursuant to the UCITS Regulations.

UCITS Regulations

means the European Communities (Undertakings for Collective Investment in Transferable Securities) Regulations 2011, as may be amended or supplemented from time to time.

Umbrella Cash Collection Account

means a cash collection account at umbrella level opened in the name of the ICAV.

UN Global Compact

means the voluntary global initiative, with membership based on CEO commitments to implement sustainability principles and support United Nations goals.

UN Sustainable Development Goals (UN SDG)

means a series of goals published by the United Nations which recognise that ending poverty and other deprivations must go hand-in-hand with improvements in health, education and economic growth, and a reduction in inequalities, all whilst tackling climate change and working to preserve the planet's oceans and forests. For further details see the UN website: <https://sdgs.un.org/goals>.

United Kingdom or UK

means the United Kingdom of Great Britain and Northern Ireland.

United States or US

means the United States of America or any of its territories, possessions, any state of the United States and the District of Columbia.

United States Dollar, US Dollar, USD, US\$ or \$

means the lawful currency of the United States.

US Person or US Persons

is as defined in Appendix H of this Prospectus. US Persons may not purchase Shares in the Fund without the prior approval of the Directors and prior written consent of the Manager. The Directors may amend the definition of "US Persons" without notice to Shareholders as necessary in order best to reflect then-current applicable U.S. law and regulation.

Valuation Point

means 16.00, Irish time, on each Dealing Day or such other time as the Manager may from time to time determine in relation to the valuation of the assets and liabilities of a Fund.

1933 Act

means the United States Securities Act of 1933, as amended.

1940 Act

means the United States Investment Company Act of 1940, as amended.

Management and Administration

The Manager

The ICAV has appointed BlackRock Asset Management Ireland Limited as its Manager pursuant to the Management Agreement. Under the terms of the Management Agreement, the Manager has responsibility for the management and administration of the ICAV's affairs and the distribution of the Shares, subject to the overall supervision and control of the Directors.

The Manager is a private company limited by shares and was incorporated in Ireland on 19 January 1995. It is ultimately a subsidiary of BlackRock Inc. incorporated in Delaware, USA and is a member of the BlackRock Group. The Manager's main business is the provision of fund management and administration services to CIS such as the ICAV.

The Management Agreement provides that the appointment of the Manager will continue in force unless and until terminated by either party giving to the other not less than 180 days written notice although in certain circumstances (e.g. the insolvency of either party, unremedied breach after notice, etc.) the Management Agreement may be terminated forthwith by notice in writing by either party to the other. The Management Agreement contains indemnities in favour of the Manager other than matters arising by reason of its wilful misconduct, fraud, bad faith or negligence in the performance of its duties and obligations, and provisions regarding the Manager's legal responsibilities.

The Manager has adopted a Remuneration Policy which is consistent with and promotes sound and effective risk management. It includes a description as to how remuneration and benefits are calculated, a description of the remuneration committee, should one be formed, and identifies those individuals responsible for awarding remuneration and benefits. It does not encourage risk-taking which is inconsistent with the risk profiles, rules or Instrument of Incorporation and does not impair compliance with the Manager's duty to act in the best interest of Shareholders. The Remuneration Policy includes fixed and variable components of salaries and discretionary pension benefits. The Remuneration Policy applies to those categories of staff, including senior management, risk takers, control functions and any employee receiving total remuneration that falls within the remuneration bracket of senior management and risk takers whose professional activities have a material impact on the risk profile of the ICAV. The Remuneration Policy is available on the individual pages at www.blackrock.com (select the relevant Fund in the "Product" section and then select "All Documents") or a paper copy is available free of charge upon request from the registered office of the Manager.

The secretary of the Manager is Apex.

Under the Management Agreement, the Manager is responsible for:

- (a) managing the investment and re-investment of the investments of each of the Funds with a view to achieving the investment objectives and policies of such Funds from time to time laid down by the Directors and to carry out the duties of a manager of an ICAV in accordance with the UCITS Regulations and the regulations of the Central Bank from time to time; and
- (b) carrying on the general administration of the ICAV.

The Manager has delegated the performance of the investment management functions in respect of the Fund to the Investment Manager and the administrative functions to the Administrator. The Manager may delegate its function as distributor of the Shares in any Fund or Class thereof to distributors appointed by it.

The directors of the Manager are as follows:

- (i) Rosemary Quinlan (Chair)
- (ii) Patrick Boylan;
- (iii) Justin Mealy;
- (iv) Adele Spillane;
- (v) Catherine Woods;

- (vi) Enda McMahon;
- (vii) Michael Hodson; and
- (viii) Graham Bamping

Their background and experience is as follows:

Rosemary Quinlan (Chair), (Irish). Ms. Quinlan is a Chartered Director and a Certified Bank Director and has recently completed a Sustainability Leadership Programme with the University of Cambridge. She has been an Independent Board Director since 2013, an Executive Board Director since 2006 and has over 32 years experience working with global financial services companies. She was appointed Chair of BlackRock Asset Management Ireland Ltd. in June 2022. She currently Chairs the Board Risk Committee at AXA Insurance DAC (CBI) and Ulster Bank Ireland DAC (SSM/CBI) and is a member of the Board Audit, Nomination, Remuneration Committees at both companies. Ms. Quinlan is also a Board member of Dodge & Cox Funds Worldwide plc where she has held the role of Organisational Effectiveness Director. Mostly recently (2022) Ms. Quinlan was the Chair of JPMorgan Money Markets Ltd (FCA) and JPMorgan Dublin PLC (CBI) (MiFID). She chaired the Board Risk Committee for JPMorgan Ireland PLC (CBI). Previously, she was a Board member and Committee Chair with RSA Insurance Ireland DAC, Prudential International Assurance PLC, Ulster Bank Ltd and HSBC Securities Services Ireland DAC. In her Executive career, Ms. Quinlan held roles with HSBC Bank plc, ABN AMRO, Citi and NatWest in London, New York, Amsterdam, Chicago and in Dublin when she relocated to Ireland in 2006.

Patrick Boylan (Irish). Mr Boylan serves as the Global Head of Investment Risk for Infrastructure Debt, Renewable Power and Infrastructure Solutions at BlackRock. Mr Boylan's service with the firm dates back to 2011. He was most recently Chief Risk Officer for the manager and prior to that a member of BlackRock's Financial Markets Advisory Group (FMA) where he was responsible for EMEA Valuation and Risk Assessment. Prior to joining BlackRock, Mr Boylan served in senior risk leadership positions at LBBW Asset Management and GE Capital. Mr Boylan earned a BS degree in Finance and MSc. Investment & Treasury from DCU and is a FRM Charter holder.

Justin Mealy (Irish). Mr Mealy is Head of Investment Oversight EMEA at BlackRock, the group responsible for the oversight, supervision and due diligence of investment management (Product, Performance and Platform) on behalf of AIFMD, UCITS and MIFID Management Company boards within the EU and UK. He serves as Investment Director of the Manager and is its Designated Person for Investment Management. He is a voting member of the Product Development Committee of BlackRock Investment Management UK Limited and sits on the Accounts Review Committee of the Manager. Previously he has served as Investment Director Dirigeant Effectif for BlackRock France SAS, the group's AIFMD Manager in Paris focused on private equity, private credit, real estate and other alternatives. Before joining BlackRock, Mr Mealy was Managing Director at Geneva Trading for 8 years where he served as Head of its European and Asian businesses and Global Head of Risk responsible for the implementation, control and performance management of its global trading and derivatives market-making activities. Prior to this position he was engaged in CP origination and fixed income dealing with Landesbank Hessen Thuringen (Helaba), followed by positions in proprietary trading and markets technology, including several years in Singapore as COO Asia Pacific with International Financial Systems and later working in Tokyo within the Fixed Income, Rates and Currencies division of UBS Securities Japan. Mr Mealy is a graduate of Business & Law at University College Dublin, 1997 and is a certified FRM.

Adele Spillane (Irish). Ms Spillane has over 25 years experience in financial services as well as significant governance experience. Prior to moving into a Non-Executive career, Ms Spillane served on the Board of BlackRock's UCITS and AIF Management Company as an Executive Director continuously since 2015. In her executive career at BlackRock, she was most recently Managing Director and Head of BlackRock's Institutional Client Business in Ireland (since 2011). Before that, she was a senior client director for BlackRock's largest UK institutional investors, broadening and deepening client relationships through in-depth investment knowledge coupled with understanding the clients' investment challenge. Ms Spillane's role in sales and distribution with BlackRock dates back to 1995, including her years with Barclays Global Investors in San Francisco up to 2002 and London thereafter to 2011. Ms Spillane earned a Commerce degree, with honours, from University College Dublin in 1993 and became a CFA charterholder in 2000. She is currently undergoing the Chartered Directors program with the Institute of Directors in Ireland.

Catherine Woods (Irish). Ms Woods has over 30 years' experience in financial services, as well as significant governance experience. Her executive career was with JP Morgan in the City of London, specialising in European Financial Institutions. She is a former Vice President and Head of the JP Morgan European Banks Equity Research Team, where her mandates included the recapitalisation of Lloyds' of London and the re-privatisation

of Scandinavian banks. She holds a number of non-executive directorships including Lloyds Banking Group, Chairman of Beazley Insurance DAC and a Director of Beazley plc. She was previously appointed by the Irish Government to the Electronic Communications Appeals Panel and the Adjudication Panel to oversee the rollout of the National Broadband scheme. Ms Woods is the former Deputy Chairman of AIB Group plc, former Chairman of EBS DAC and former Director of AIB Mortgage Bank and An Post. She holds a First Class Honours Economics Degree from Trinity College Dublin and a Chartered Director Diploma with distinction.

Enda McMahon (Irish). Mr McMahon is a Managing Director at BlackRock. He is EMEA Head of Governance and Oversight for BlackRock. He is also the Head of the Ireland Office, where he is based and CEO and Board Director of BlackRock Asset Management Ireland Limited. Mr McMahon is responsible, in partnership with Fund Board Governance and other stakeholders, for establishing and expanding best practices in governance across the region, with specific focus on BlackRock's management and fund companies. The EMEA Investment Oversight group also reports to Mr McMahon. He was previously responsible for managing the EMEA Compliance Department, which is comprised of almost one hundred Compliance professionals across the region, and responsible for the design and delivery of all aspects of the Compliance Strategy and Compliance Programme, facilitating the continuation of BlackRock's strong regulatory record and reputation and protecting the best interests of clients. Mr McMahon joined BlackRock in December 2013 from State Street Global Advisors (SSgA), where he was EMEA Head of Compliance, prior to which he was Global Chief Compliance Officer for Bank of Ireland Asset Management and Regulatory Inspection Leader with the Central Bank of Ireland. A regulatory compliance professional since 1998, Mr McMahon has over 30 years of relevant experience overall having also worked professionally as an Auditor with the Office of the Comptroller and Auditor General and as an Accountant with Eagle Star. Mr McMahon is a member of the Chartered Institute of Management Accountants and the U.K. Chartered Institute for Securities and Investment. Mr McMahon also holds the CGMA designation. His studies also include the exams of the Master of Science in Investment and Treasury and Law.

Michael Hodson (Irish): Mr. Hodson is an independent non-executive Director. Previously, he worked with the Central Bank of Ireland from 2011 to 2020 where he held a number of senior roles culminating in Director of Asset Management and Investment Banking. In this role Mr. Hodson was responsible for the authorisation and supervision of a wide range of entity types, including large investment banks, Mifid investment firms, fund service providers and market infrastructure firms. Mr. Hodson is a qualified accountant having trained with Lifetime, the life assurance arm of Bank of Ireland and has a Diploma in Corporate Governance from Michael Smurfit Business School. Following Lifetime Mr. Hodson moved into various roles in the Irish stockbroking sector. Mr. Hodson had roles in NCB Stockbrokers, Fexco Stockbroking and was a founding shareholder of Merrion Capital Group where he held the role of Finance Director from 1999 to 2009 and was CEO in 2010.

Graham Bamping (British): Mr. Bamping currently serves as Non-Executive Director on the boards of BlackRock UCITS/Non-UCITS and AIF management companies, with more than 20 years' experience in such roles. Until the end of 2015, Mr. Bamping was a Managing Director of BlackRock and a member of its EMEA Regional Executive team. In addition to his role as a Director on management company boards, he served as chairman / member of several BlackRock internal governance committees. Until June 2012, he served as the Retail Investment Director for BlackRock EMEA, establishing and monitoring investment expectations for all BlackRock's Retail Funds in the EMEA region. Mr. Bamping serves as Chairman of the BlackRock Fund Managers Ltd board in the UK and as a Director of BlackRock Asset Management Ireland Ltd, each of which has responsibility as management company for either UCITS/Non- UCITS/AIFM mutual funds, or a combination of such fund types. Mr. Bamping has over 40 years' investment experience. His service with BlackRock dated back to 1999, including his years with Merrill Lynch Investment Managers (MLIM), which merged with BlackRock in 2006. He joined MLIM as Director of Investment Communications, and assumed the role of Retail Investment Director in December 2001. Prior to joining MLIM, his career spanned more than 20 years at Morgan Grenfell Asset Management (Deutsche Asset Management). Over this period, his responsibilities covered a number of areas, including equity portfolio management, client relationship development, sales, marketing and product development. Mr Bamping has extensive experience of international mutual funds, not only as a portfolio manager, but also in various business management, product development and marketing/sales roles. Mr. Bamping holds an MA in Economics from Cambridge University.

The Directors of the ICAV

The ICAV shall be managed and its affairs supervised by the directors of the ICAV whose details are set out below.

Barry O'Dwyer (Irish) - Chairman of the Board, Non-Executive Director and member of the Nomination Committee: Barry has over 30 years experience in the Financial Services industry with a primary focus on asset management.

He retired from BlackRock in August 2022 where he had a distinguished career spanning 23 years. He was a senior leader in their technology and operations function, the CEO for their Irish MiFID business, Head of BlackRock's Irish Office (+100 people) and Head of Funds Governance in Europe where he oversaw the governance of over 400 entities and assets exceeding \$1.7tn.

He was Chairman of the Irish Funds Industry Association 2014-2015 and was a member of An Taoiseach's Financial Services Industry Advisory Committee 2015-2018. He has been a board director of Financial Services Ireland and of the Irish Association of Investment Managers.

Nicola Grenham (British) - Independent non-Executive Director: Dr. Grenham's career spans over 30 years in alternative investments.

She has significant knowledge and experience on the buy and sell sides of the industry in both public and private markets. In 1990 Nicola founded TASS, which became one of the market's leading global data and research firms specialising in hedge funds. The company was women owned and managed. Post selling the business, she joined Blackstone in London to establish the group's hedge fund activities outside the US. Several years later, Nicola joined Alpha Strategic Plc as CEO; the UK listed company provided independent, owner-managed investment managers with access to passive minority equity capital, Today she serves as an independent director to funds and corporate entities in the asset management sector. Nicola also runs Dumas Capital, her boutique consulting company.

Nicola has a PhD from Trinity College, Dublin. In 2017, Hedge Funds Review awarded her a Life Time Achievement Award for services to the Hedge Fund Industry.

Tom McGrath – Non-Executive Director: Tom McGrath, Director, is Head of the COO team within the International Cash business, part of BlackRock's Global Lending and Liquidity group. As one of the world's largest Money Market Fund providers, the global BlackRock Cash Management Group manages liquidity assets across multiple currencies for corporations, banks, foundations, insurers, hedge funds as well as asset and wealth managers. In his role, Mr. McGrath is responsible for the day to day management of the business with a focus on operating risk mitigation and change management linked to client, regulatory and corporate change. Prior to his current role, Mr. McGrath was Head of International Fund Financial Reporting where he was responsible for the day to day relationship with 3rd party service providers who provide financial reporting services to BlackRock, including BNYM, SSB & JPM. His also managed the day to day relationship with audit firms, audit committees and Boards of Directors for all financial reporting and audit related matters. In this role he was also responsible for a number of Designated Person roles for BlackRock's management company in Ireland ("BAMIL"). Mr. McGrath previously served as a member of Irish Funds Council and was a member of the Irish government's IFSC Steering Group before he moved to his current role in December 2017.

Mr. McGrath joined BlackRock in 2011. He began his career in financial services in 1998. Tom is a Fellow of the Association of Chartered Certified Accountants and holds a Diploma in International Financial Reporting.

Becky Tilston-Hales Non-Executive Director: Ms Tilston-Hales, Managing Director at BlackRock, is Head of the EMEA Solutions Structuring team (ESS). ESS is responsible for developing BlackRock's outsourcing and solutions proposition as well as structuring and implementing solutions partnerships with retail and institutional clients.

Her team's mandate is to partner with businesses across the firm to bring a consistent, robust and innovative approach to designing and implementing solutions that identify and address the needs of clients. The solutions leverage the best of BlackRock's capabilities be these investment, tech, sales enablement, servicing, operational and/or transformation based delivering these in new contexts and/or combining them to result in a highly customized service for clients.

Prior to her current role Ms. Tilston-Hales was Head of Product Development in Global Product Group (GPG) in BlackRock EMEA for 5 years. Her service with the firm dates back to 2009.

Previously, Ms. Tilston-Hales was a solicitor, specialising in funds law and practising in the city of London for 6 years. She studied law at Birmingham University and went to Nottingham Law School.

The BlackRock employees serving as Directors of the ICAV and the Manager are not entitled to receive Directors' fees.

The secretary of the ICAV is Apex.

The Investment Manager

The Manager has delegated responsibility for the investment and re-investment of the assets of each of the Funds to BlackRock Investment Management (UK) Limited pursuant to the Investment Management Agreement. The Investment Manager will be responsible to the Manager with regard to the management of the investment of the assets of each Fund in accordance with the investment objectives and policies subject always to the supervision and direction of the Manager. The Investment Manager is also the promoter of the ICAV.

The Investment Manager is ultimately a subsidiary of BlackRock, Inc. The Investment Manager is authorised by the Financial Conduct Authority (“FCA”) to carry on regulated activities in the UK (including the provision of investment management services to CIS) and is subject to the rules of the FCA. The Investment Manager was incorporated under the laws of England and Wales on 18 March 1964.

The Investment Manager may, in accordance with the requirements of the Central Bank, appoint one or more sub-investment managers to whom it may delegate all or part of the day to day conduct of its investment management responsibilities in respect of any Fund. Details of any sub-investment managers will be provided to Shareholders on request and disclosed in the Fund’s periodic reports. The Investment Manager will arrange for the fees and expenses of any sub-investment manager to be paid out of the Manager’s fees or the Investment Manager’s fees.

The Investment Management Agreement provides that the appointment of the Investment Manager will continue in force unless and until terminated by either party giving to the other not less than 180 days written notice although in certain circumstances (e.g. the insolvency of either party, unremedied breach after notice, etc.) the Investment Management Agreement may be terminated forthwith by notice in writing by either party to the other. The Investment Management Agreement contains indemnities in favour of the Investment Manager other than matters arising by reason of its wilful misconduct, fraud, bad faith or negligence in the carrying out of its duties and obligations, and provisions regarding the Investment Manager’s legal responsibilities.

If more than one sub-investment manager is appointed to a Fund, the Investment Manager shall allocate the assets of the Fund between the sub-investment managers in such proportions as it shall, at its discretion, determine.

The Depositary

Pursuant to the Depositary Agreement, J.P. Morgan Bank SE, acting through its Dublin Branch has been appointed as the depositary to provide depositary, custodial, settlement and certain other associated services to the ICAV. For its services, the Depositary receives a fee as set forth herein under the section “Fees and Expenses”. The Depositary shall assume its functions and responsibilities in accordance with the UCITS Regulations as further described in the Depositary Agreement. In particular, the Depositary will be responsible for the safekeeping and ownership verification of the assets of each Fund, cash flow monitoring and oversight in accordance with the UCITS Regulations.

J.P. Morgan SE is a European Company (*Societas Europaea*) organized under the laws of Germany, having its registered office at Taunustor 1 (TaunusTurm), 60310 Frankfurt am Main, Germany and is registered with the commercial register of the local court of Frankfurt. It is a credit institution subject to direct prudential supervision by the European Central Bank (ECB), the German Federal Financial Supervisory Authority (*Bundesanstalt für Finanzdienstleistungsaufsicht, BaFin*) and Deutsche Bundesbank, the German Central Bank; J.P. Morgan SE – Dublin Branch is authorized by the Central Bank to act as depositary and is licensed to engage in all banking operations under the laws of the Ireland. Its business activities include the provision of custody and banking services, corporate finance and agency treasury management services. The ultimate parent company of the Depositary is JPMorgan Chase & Co. incorporated in Delaware, U.S.A.

The Duties of the Depositary

The Depositary acts as the depositary of the Funds and, in doing so, shall comply with the provisions of the Directive and the UCITS Regulations. In this capacity, the Depositary’s duties include, amongst others, the following:

- (i) ensuring that each Fund's cash flows are properly monitored and that all payments made by or on behalf of investors have been received;
- (ii) safekeeping the assets of the Funds, which includes (a) holding in custody all financial instruments that can be registered in a financial instrument account opened in the Depository's books and all financial instruments that can be physically delivered to the Depository; and (b) for other assets, verifying the ownership by the ICAV of such assets and the maintenance of a record accordingly (the "Safekeeping Function");
- (iii) ensuring that the sale, issue, re-purchase, redemption and cancellation of Shares of each Fund are carried out in accordance with the applicable national law, the Directive, the UCITS Regulations and the Instrument of Incorporation;
- (iv) ensuring that the value of the Shares of each Fund is calculated in accordance with the applicable national law, the Directive, the UCITS Regulations and the Instrument of Incorporation;
- (v) carrying out the instructions of the Manager and the ICAV unless such instructions conflict with the applicable national law, the Directive, the UCITS Regulations and the Instrument of Incorporation;
- (vi) ensuring that in transactions involving each Fund's assets any consideration is remitted to the relevant Fund within the usual time limits; and
- (vii) ensuring that the Funds' income is applied in accordance with the applicable national law, the Directive, the UCITS Regulations and the Instrument of Incorporation.

Apart from cash (which shall be held and maintained in accounts opened in the name of the ICAV, or the Manager or Depository acting on behalf of the ICAV, in accordance with the terms of the Depository Agreement), all other financial assets of the Funds which are held in custody shall be segregated from the assets of the Depository, its sub-custodians and from financial assets held as a fiduciary, custodian or otherwise by the Depository or sub-custodians or both for other customers which are not UCITS customers. The Depository shall maintain its records which relate to the assets attributable to each Fund so as to ensure that it is readily apparent that the assets are held solely on behalf of and belong to the Fund and do not belong to the Depository or any of its affiliates, sub-custodians or delegates or any of their affiliates.

The Depository may delegate the Safekeeping Function to one or more third parties as may be determined by the Depository from time to time, subject to the requirements of the Directive. The liability of the Depository will not be affected by any delegation of the Safekeeping Function to a third party. The list of sub-delegates appointed by the Depository is set out in Appendix F hereto.

The Depository must ensure that the sub-custodians:

- (i) have adequate structures and expertise;
- (ii) in circumstances where custody of financial instruments is delegated to them, are subject to effective prudential regulation, including minimum capital requirements and supervision in the jurisdiction concerned, as well as an external periodic audit to ensure that the financial instruments are in their possession;
- (iii) segregate the assets of the Depository's clients from their own assets and from the assets of the Depository for its own account in such a way that they can, at any time, be clearly identified as belonging to clients of a particular depository;
- (iv) ensure that in the event of their insolvency, assets of the Depository held by the sub-custodians are unavailable for distribution among, or realisation for the benefit of, creditors of the sub-custodians;
- (v) are appointed by way of a written contract and comply with the general obligations and prohibitions in the Directive and applicable national law, including with respect to the Safekeeping Function, reuse of assets and conflicts of interest.

Where the law of a third country requires that certain financial instruments be held in custody by a local entity and no local entities are subject to effective prudential regulation, including minimum capital requirements and supervision in the jurisdiction concerned, the Depositary may delegate its functions to such a local entity only to the extent required by the law of the third country and only for as long as there are no local entities that satisfy the aforementioned regulation, minimum capital and supervisions requirements and subject to instruction from the ICAV or the Manager in respect of such delegation. In the event that custody is delegated to such local entities, prior Shareholder notice will be provided advising of the fact that such a delegation is required due to legal constraints in the law of the third country, of the circumstances justifying the delegation and of the risks involved in such a delegation.

Please refer to the “Conflicts of Interest” section of Appendix D for details of potential conflicts that may arise involving the Depositary.

The Depositary will ensure that the assets of the ICAV held in custody by the Depositary shall not be reused by the Depositary or by any third party to whom the depositary function has been delegated for their own account. Reuse comprises any transaction of assets of the ICAV held in custody including, but not limited to, transferring, pledging, selling and lending. Reuse of the assets of the ICAV held in custody is only allowed where:

- (i) the reuse of the assets is executed for the account of the ICAV;
- (ii) the Depositary is carrying out the instructions of the Manager on behalf of the ICAV;
- (iii) the reuse is for the benefit of the ICAV; and
- (iv) the transaction is covered by high quality and liquid collateral received by the ICAV under a title transfer arrangement with a market value at least equivalent to the market value of the reused assets plus a premium.

The Depositary is liable to the ICAV and to Shareholders for the loss of financial instruments of the ICAV which are held in custody as part of the Depositary’s Safekeeping Function (irrespective of whether or not the Depositary has delegated its Safekeeping Function in respect of such financial instruments to a third party), unless it can prove that the loss of such financial instruments held in custody has arisen as a result of an external event beyond its reasonable control, the consequences of which would have been unavoidable despite all reasonable efforts to the contrary. This standard of liability applies only to financial instruments capable of being registered in a financial instruments account opened in the Depositary’s books or which can be physically delivered to the Depositary.

The Depositary Agreement provides that the appointment of the Depositary will continue in force unless and until terminated by either party giving to the other not less than 90 days written notice although in certain circumstances (e.g. the insolvency of either party, unremedied breach after notice, etc.) the Depositary Agreement may be terminated forthwith by resolution of the Directors or, where the Depositary, acting reasonably and in good faith and in accordance with its obligations to act solely in the best interests of the ICAV and Shareholders, determines that it cannot ensure the required standard of protection of investments due to investment decisions of the Manager or the ICAV, on 30 days’ notice by the Depositary. The ICAV may not terminate the appointment of the Depositary and the Depositary may not retire from such appointment unless and until either, (i) a successor depositary approved by the Central Bank shall have been appointed in accordance with the Instrument of Incorporation, or (ii) the ICAV’s authorisation as a UCITS has been revoked.

The ICAV will indemnify the Depositary and its sub-custodians and their respective nominees, directors, officers and employees engaged in the provision of the services set forth in the Depositary Agreement (the “J.P. Morgan Indemnified Persons”) against, and hold them harmless from, any liabilities, losses, claims, costs, damages, penalties, fines, obligations or expenses of any kind whatsoever (including, without limitation, reasonable attorneys’, accountants’, consultants’ or experts’ fees and disbursements) (together “Liabilities”) that may be imposed on, incurred by or asserted against any of J.P. Morgan Indemnified Persons in connection with or arising out of (i) the Depositary’s performance under the Depositary Agreement, other than losses of financial instruments for which the Depositary is liable or as a result of J.P. Morgan Indemnified Persons’ negligent or intentional failure to properly fulfil its obligations pursuant to the Depositary Agreement or the UCITS Regulations, Commission Delegated Regulation (EU) 2016/48 or the Central Bank UCITS Regulations, or (ii) any of J.P. Morgan Indemnified Persons’ status as a holder of record of the ICAV’s securities. Nevertheless, the ICAV will not be obligated to indemnify any J.P. Morgan Indemnified Person with respect to any Liability for which the Depositary is liable in certain circumstances, including where the Depositary is liable for losses to the ICAV as a

result of the Depositary's negligent or intentional failure to properly fulfil its obligations pursuant to the Depositary Agreement or the Directive, or where the Depositary is liable to the ICAV for the loss of a financial instrument held in custody or where the Depositary is liable for direct losses by the ICAV that result from certain failures by the sub-custodians as set out in the Depositary Agreement.

Up-to-date information regarding the Depositary including the duties of the Depositary and its delegation arrangements shall be made available to investors upon request to the Manager. Details of conflicts of interest that may arise in respect of the Depositary are set out in Appendix D.

The Administrator, Registrar and Transfer Agent

The Manager has delegated its responsibilities as administrator, registrar and transfer agent of the Fund to J.P. Morgan Administration Services (Ireland) Limited pursuant to the Administration Agreement. The Administrator will have the responsibility for the administration of the Fund's affairs including the calculation of the Net Asset Value of each of the Funds and the preparation of the financial statements, subject to the overall supervision of the Manager.

The Administrator, a limited liability company incorporated under the laws of Ireland on 28 May 1990 has agreed to act as administrator pursuant to the Administration Agreement. The Administrator is a wholly owned subsidiary company of J. P. Morgan International Finance Ltd, which is a supplier of processing and administration services to financial institutions, and its ultimate parent is JPMorgan Chase & Co.

The Administration Agreement provides for an initial term of three years following which the appointment of the Administrator will continue in force unless and until terminated by the Manager giving to the Administrator not less than 90 days' written notice, or by the Administrator giving to the Manager not less than 180 days' written notice although in certain circumstances (e.g. the insolvency of any party, unremedied breach after notice, etc.) the Administration Agreement may be terminated forthwith by notice in writing by either party to the others. The Administration Agreement contains indemnities in favour of the Administrator other than matters arising by reason of its fraud, negligence or wilful default in the performance of its duties and obligations, and provisions regarding the Administrator's legal responsibilities.

The Manager may also delegate all or some of its administration functions with respect to any particular Fund to another administration company in accordance with the requirements of the Central Bank and details will be set out in this Prospectus.

UK Facilities Agent

UK investors can contact the UK facilities agent (the Investment Manager) at BlackRock Investment Management (UK) Limited, 12 Throgmorton Avenue, London EC2N 2DL to obtain details regarding the prices of Shares, to redeem or arrange for the redemption of Shares, to obtain payment and to make a complaint. Details on the procedure to be followed in connection with the subscription, redemption and switching of Shares are set out in this Prospectus. Copies of the following documents will be available (in English) for inspection and can be obtained at any time during normal business hours on any day (excluding Saturdays, Sundays and public holidays) free of charge at the above address of the UK Facilities Agent:

- (a) the Prospectus, KIID(s) and any supplement or addendum to the Prospectus; and
- (b) the most recently published annual and half yearly reports relating to the ICAV.

Share Classes

Investors purchasing any Share Class through a distributor will be subject to the distributor's normal account opening requirements. Title to registered Shares is evidenced by entries in the ICAV's Share register. Shareholders will receive confirmation notes of their transactions. Registered Share certificates are not issued.

Shares in the Funds are divided into Class A Shares, Class D Shares, Class DP Shares, Class I Shares, Class X Shares and Class Z Shares. Each of these Classes is further divided into Distributing and Accumulating Share Classes. Accumulating Share Classes do not pay dividends, whereas Distributing Share Classes may pay dividends. See the section headed 'Dividends' for further information. Please find below further information about the types of Shares available to investors:

Class A Shares

Class A Shares are available to all investors subject to the discretion of the Manager and in accordance with local regulations.

Class D Shares

Class D Shares are available to all investors subject to the discretion of the Manager and in accordance with local regulations, however, Class D Shares are intended for providers of independent advisory services or discretionary investment management, or other distributors who: (i) provide investment services and activities as defined by MiFID II; and (ii) have separate fee arrangements with their clients in relation to those services and activities provided; and (iii) do not receive any other fee, rebate or payment from the relevant Fund in relation to those services and activities.

Class DP Shares

Class DP Shares are available to all investors subject to the discretion of the Manager and in accordance with local regulations, however, Class DP Shares are intended for providers of independent advisory services or discretionary investment management, or other distributors who: (i) provide investment services and activities as defined by MiFID II; and (ii) have separate fee arrangements with their clients in relation to those services and activities provided; and (iii) do not receive any other fee, rebate or payment from the relevant Fund in relation to those services and activities. Class DP Shares include a performance fee, details of which are included in the section headed "Fees and Expenses" and the calculation of which is explained in Appendix G.

Class I Shares

Class I Shares are available to all investors subject to the discretion of the Manager and in accordance with local regulations.

Class X Shares

No Ongoing Charge is payable in respect of Class X Shares. Class X Shares are only available to investors who have entered into a Client Agreement with the relevant entity of the BlackRock Group.

Class Z Shares

Class Z Shares are available to all investors subject to the discretion of the Manager and in accordance with local regulations, however, Class Z Shares are intended for early stage investors. Prospective investors should contact the Investment Manager to determine whether or not Class Z Shares remain available for subscription.

Class S Shares

Subject to the discretion of the Manager (taking into account local regulations), Class S Shares are intended for providers of independent advisory services or discretionary investment management, or other distributors who: (i) provide investment services and activities as defined by MiFID II; and (ii) have separate fee arrangements with their clients in relation to those services and activities provided; and (iii) do not receive any other fee, rebate or payment from the relevant Fund in relation to those services and activities. Class S Shares are not intended for providers of independent advisory services or discretionary portfolio management services that are subject to German law according to the German Banking Act (§ 32 KWG), in relation to those services conducted in Germany. Class S Shares are available as Distributing Share Classes and Non-Distributing Share Classes and are issued as registered shares. Class S Shares are only available to investors who have entered into a separate agreement with the relevant entity of the BlackRock Group.

Class SI Shares

Subject to the discretion of the Manager (taking into account local regulations), Class SI Shares are intended for providers of independent advisory services or discretionary investment management, or other distributors who: (i) provide investment services and activities as defined by MiFID II; and (ii) have separate fee arrangements with their clients in relation to those services and activities provided; and (iii) do not receive any other fee, rebate or payment from the relevant Fund in relation to those services and activities. Class SI Shares are not intended for providers of independent advisory services or discretionary portfolio management services that are subject to German law according to the German Banking Act (§ 32 KWG), in relation to those services conducted in Germany. Class SI Shares are available as Non-Distributing Share Classes and Distributing Share Classes, and are issued as registered shares. Class SI Shares are only available to investors who have entered into a separate agreement with the relevant entity of the BlackRock Group.

Minimum subscription amounts and initial offer periods

Share Class	Minimum subscription	Minimum subsequent subscription	Minimum holding amount for existing Shareholders
Class A Shares	\$5,000 or €5,000 (as applicable)	\$1,000 or €1,000 (as applicable)	\$5,000 or €5,000 (as applicable)

Class D Shares	\$5,000 or €5,000 (as applicable)	\$1,000 or €1,000 (as applicable)	\$5,000 or €5,000 (as applicable)
Class DP Shares	\$5,000 or €5,000 (as applicable)	\$1,000 or €1,000 (as applicable)	\$5,000 or €5,000 (as applicable)
Class I Shares	\$10,000,000 or £10,000,000	\$10,000 or €10,000	\$10,000,000 or £10,000,000
Class X Shares	\$1,000,000 or €1,000,000	\$10,000 or €10,000	\$1,000,000 or €1,000,000
Class Z Shares	\$10,000,000 or €10,000,000	\$10,000 or €10,000	\$10,000,000 or €10,000,000
Class S Shares	\$50,000,000 or €50,000,000	\$10,000 or €10,000	\$50,000,000 or €50,000,000
Class SI Shares	\$1,000,000,000 or €1,000,000,000	\$10,000 or €10,000	\$1,000,000,000 or €1,000,000,000

Each of the minimum subscription amounts included above shall be in the currency indicated (where applicable) other than where the Dealing Currency is denominated in a currency other than US Dollar or Euro, in which case an amount equivalent to the US Dollar amount indicated above shall be used.

Please refer to Appendix J for a list of all available Share Classes in the Funds. The ICAV may also create additional Share Classes in the Funds in the future in accordance with the requirements of the Central Bank.

The Initial Offer Period for any Classes of Shares in the Funds in which no Shares have been issued yet (the “Unlaunched Classes”) will run from 9 am (Irish time) on 24 April 2024 until 5 pm (Irish time) on 23 October 2024 or such earlier or later date as the Directors may determine and notify to the Central Bank. Thereafter Shares in those Classes will be issued at the relevant Net Asset Value per Share. Details of which Classes are available for subscription as Unlaunched Classes are available from the Manager.

The Initial Offer Price of the Shares shall be USD 100, EUR 100, GBP 100, SEK 1,000, CHF 100, DKK 1,000, JPY 10,000, AUD 100, SGD 100, HKD 1,000, CAD 100 and NZD 100 according to the relevant Dealing Currency of the Class.

Currency Denominated and Hedged Share Classes

The ICAV has created, and may in the future create: (i) additional Share Classes which are designated in a Dealing Currency that is different to the Base Currency of a Fund on a non-hedged basis (a Currency Denominated Share Class); and (ii) additional Share Classes which are designated in a currency that is either the same as, or different to, the Base Currency of a Fund which permit the foreign currency exposure of such Classes to be fully hedged against appreciation or depreciation of the Dealing Currency of that Class to the extent of the initial subscription for Shares in that Class or as may be adjusted periodically (monthly) thereafter relative to Net Asset Value movements at the discretion of the Manager (a Hedged Share Class). A list of the currencies available in respect of both Currency Denominated Share Classes and Hedged Share Classes is included below, and the Currency Denominated and Hedged Share Classes available in respect of each Fund can be found in Appendix J. Hedged Share Classes will be indicated by the inclusion of “Hedged” in the name of the Class. Currency Denominated Share Classes will be indicated by the inclusion of the relevant Dealing Currency, as set out below, in the name of the Class.

Available Dealing Currencies
USD (\$)
EUR (€)
GBP (£)
SEK (kr)
CHF (Fr.)
DKK (kr.)
JPY (¥)
AUD (A\$)
SGD (S\$)
HKD (H\$)
CAD (C\$)
NZD (NZ\$)

Hedged Share Classes

In respect of Hedged Share Classes, Funds will apply hedging strategies which aim to mitigate currency risk between the Net Asset Value of the Fund and the Dealing Currency of the Hedged Share Class, while taking account of practical considerations including transaction costs. All gains/losses or expenses arising from hedging transactions are borne separately by the Shareholders of the respective Hedged Share Classes.

All such transactions will be clearly attributable to the relevant Hedged Share Class and the currency exposures of the different Hedged Share Classes will not be combined or offset. As foreign exchange hedging will be utilised solely for the benefit of Hedged Share Classes, its costs and related liabilities and/or benefits will be for the account of the relevant Hedged Share Classes only.

While holding Hedged Share Classes will protect investors from a decline in the value of the Base Currency of the relevant Fund against the Dealing Currency of the relevant Hedged Share Class, investors in Hedged Share Classes will not generally benefit when the Dealing Currency of the relevant Hedged Share Class declines against the Base Currency of the relevant Fund. The Investment Manager does not intend to have under-hedged or over-hedged positions, however due to market movements and factors outside the control of the Investment Manager, under-hedged and over-hedged positions may arise from time to time. The Investment Manager will limit hedging to the extent of the relevant Hedged Share Class's currency exposure.

The Investment Manager shall monitor such hedging at each Valuation Point to ensure that over-hedged positions shall not exceed 105% and under-hedged positions shall not fall short of 95% of the Net Asset Value of the relevant Hedged Share Class, as prescribed by the Central Bank UCITS Regulations.

Foreign exchange hedging will not be used for speculative purposes and, subject to the above, Hedged Share Classes will not be leveraged as a result of such transactions.

Hedged positions shall be monitored by the Investment Manager to ensure that over-hedged positions do not exceed the limit above and to ensure positions materially in excess of 100% of the Net Asset Value of that Hedged Share Class shall not be carried forward from month to month. Changes in the Net Asset Value of the Fund between Valuation Points may cause the Hedged Share Classes to be imperfectly hedged against their exposure to the Base Currency of the Fund to the extent of that movement, where the Dealing Currency differs from the Base Currency.

In the event that there is a gain on the foreign currency hedge, no leverage will result from such gain. In the event that there is a loss on the foreign currency hedge, leverage will result in the relevant Hedged Share Class from such loss. Any leverage will be removed or reduced when the relevant currency hedge is adjusted or reset as required for the relevant Hedged Share Class. The Investment Manager does not intend to leverage the Hedged Shares beyond the tolerance threshold (as described above) at which point a reset of some or all of the currency hedges for that Hedged Share Class will be triggered. In extreme market conditions, the tolerance threshold may be temporarily breached.

Purchasers of Hedged Share Classes should note that there are various risks associated with foreign exchange hedging strategies. Please see "Hedged Share Classes" under the heading "Risk Factors" below for a description of the risks associated with hedging the foreign currency exposures of the Hedged Share Classes.

Dividends

Dividend Policy

The Instrument of Incorporation empowers the Directors to declare dividends in respect of any Shares out of net income (including dividend and interest income) and the excess of realised and unrealised capital gains over realised and unrealised losses in respect of investments of the ICAV.

The Directors' current policy depends on the Share Class.

Accumulating Share Classes

It is not intended to distribute dividends to the Shareholders in the Accumulating Share Classes of the relevant Funds. The income will be accumulated and reinvested on behalf of Shareholders. Accumulating Share Classes will be indicated by the inclusion of "Acc" in the name.

Distributing Share Classes

The Directors intend to declare dividends on the Shares of the Distributing Share Classes of the relevant Funds out of net income (including dividend and interest income). Distributing Share Classes will be indicated by the

inclusion of “Monthly” / “Quarterly” / “Semi-annual” / “Annual” (as applicable) and “Dist” in the name.

Any dividend which is unclaimed for six years or more from the date of its declaration shall, at the discretion of the Manager, be forfeited and shall become the property of the relevant Fund.

Where a Fund has UK Reporting Fund status and reported income exceeds distributions made then the surplus shall be treated as a deemed dividend and will be taxed as income, subject to the tax status of the investor.

Distributing Share Classes are each available in four distribution frequencies, monthly, quarterly, semi-annually and annually to be issued at the Manager’s discretion. Monthly dividends for each month will be declared at month end with a view to the same being paid within 20 business days. Quarterly dividends will normally be declared in July (in respect of the first quarter of the ICAV’s financial year, which commences on 1 May), October (in respect of the second quarter of the ICAV’s financial year), January (in respect of the third quarter of the ICAV’s financial year) and April (in respect of the fourth quarter of the ICAV’s financial year) and/or such other times as the Manager deems appropriate with a view to the same being paid in August, November, February and May (respectively). Semi-annual dividends will normally be declared in October (in respect of the first half of the ICAV’s financial year) and April (in respect of the second half of the ICAV’s financial year) and/or such other times as the Manager deems appropriate with a view to the same being paid in November and May (respectively). Annual dividends will normally be declared in April and/or such other times as the Manager deems appropriate with a view to the same being paid in May. Dividends will be paid by way of electronic transfer to the bank account detailed on the Application Form or as subsequently notified to the Manager in writing.

A list of Dealing Currencies, Hedged Share Classes, Distributing and Accumulating Share Classes and distribution frequencies is available from the ICAV’s registered office and the local Investor Services team.

Valuation, Subscriptions and Redemptions

1. Calculation of Net Asset Value

The Net Asset Value of each Fund is expressed in its Base Currency. The calculation of the Net Asset Value of each Fund and of each Class thereof will be carried out by the Administrator in accordance with the requirements of the Instrument of Incorporation, details of which are set out in Appendix D.

Except when the determination of the Net Asset Value of any Fund has been suspended or postponed in the circumstances set out under the heading “Temporary Suspensions”, the calculation of the Net Asset Value of each Fund, the Net Asset Value of each Class and the Net Asset Value per Share will be prepared at the Valuation Point on the relevant Dealing Day and will be available to Shareholders on request. The Net Asset Value per Share shall also be made public at the offices of the Administrator during normal business hours and will be published daily on the Investment Manager’s website at www.blackrock.com and will be kept up to date. The Net Asset Value per Share is quoted in the Dealing Currency(ies) of the relevant Fund. In the case of those Funds for which two or more Dealing Currencies are available, if an investor does not specify his choice of Dealing Currency at the time of dealing then the Base Currency of the relevant Fund will be used. The ICAV cannot accept any responsibility for error or delay in the publication or non-publication of prices. Historic Net Asset Values for all Shares are available from the Administrator or the local Investor Services team.

Prices may include or have added to them, in limited circumstances, adjustments to reflect swing pricing (see paragraph 2(b) of Appendix D).

The costs and liabilities/benefits arising from instruments entered into for the purposes of hedging the currency exposure for the benefit of any particular Hedged Share Class of a Fund shall be attributable exclusively to that Class. Accordingly, any appreciation or depreciation of the Net Asset Value of a Fund resulting from expenses, income, gains and losses that are attributable to any foreign exchange hedging in respect of a Hedged Share Class or group of Hedged Share Classes shall be attributable solely to the Hedged Share Class or Classes to which it relates. The Net Asset Value of each Share of each Class will be determined by dividing the Net Asset Value of the Class by the number of Shares of that Class. Where there are different Classes of Shares in a Fund, the name of the relevant Class shall indicate whether or not a hedging policy is being adopted in respect of such Class by the inclusion of “Hedged” in the name. The Net Asset Value per Hedged Share Class in the Fund shall be calculated by the Administrator in the relevant Dealing Currency, based upon an exchange rate which the Directors deem appropriate. The Net Asset Value per Hedged Share Class in the Fund shall be calculated by the Administrator at the Valuation Point on the relevant Dealing Day in accordance with the valuation provisions set out in Appendix D.

2. Subscription for Shares

a. Applications

Initial applications for Shares must be made to the Transfer Agent or the local Investor Services team via the Application Form before the Cut-Off Point in respect of the relevant Dealing Day. Certain distributors may allow underlying investors to submit applications through them for onward transmission to the Transfer Agent or the local Investor Services team. All initial applications for Shares must be made by completing the Application Form and returning it to the Transfer Agent or the local Investor Services team. The Administrator reserves the right to request such information as is necessary to verify the identity, address and the source of wealth and/or source of funds of an applicant and any beneficial owner(s), where applicable. In the event of delay or failure by the applicant to produce any information required for verification purposes, the Administrator may refuse to accept the application and subscription monies and return all subscription monies or such Shareholder's Shares may be compulsorily repurchased, at the discretion of the Directors. Payment of repurchase proceeds may be delayed or withheld (no repurchase proceeds will be paid nor will any interest accrued thereto if the Shareholder fails to produce the relevant information) and none of the Manager, the Directors, the Investment Manager or the Administrator shall be liable to the subscriber or Shareholder where an application for Shares is not processed or Shares are compulsorily repurchased in such circumstances. The Administrator shall not pay repurchase proceeds or dividend payments where the requisite documentation and/or information for verification purposes has not been produced by the entitled Shareholder. Any such blocked payments may be held in a Umbrella Cash Collection Account or Fund Cash Collection Accounts, as applicable, pending receipt, to the satisfaction of the Administrator, of the requisite documentation and/or information. Shareholders should refer to the risk statement "Subscription and Redemption Collection Accounts" in the Section of this Prospectus entitled "Risk Factors" for an understanding of their position vis-a-vis monies held in an Umbrella Cash Collection Account or Fund Cash Collection Accounts.

The Manager, and the Administrator may take such other steps as each considers appropriate or necessary to discontinue the relationship with an investor where required to do so under applicable law and regulation.

Subsequent applications for Shares may be made in writing or by fax and the Manager may, at its sole discretion, accept individual dealing orders submitted via other forms of electronic communication. Investors who do not specify a Share Class in the application will be deemed to have requested Class D Accumulating Shares, denominated in the relevant Fund's Base Currency. Any amendments to the registration details on an Application Form must be effected by an original written instruction.

Applications for subscriptions after the Initial Offer Period must be received by the Transfer Agent or the local Investor Services team by the Cut Off Point. All subscriptions will be dealt on a forward pricing basis, i.e. by reference to the Net Asset Value per Share calculated at the Valuation Point on the relevant Dealing Day. Any applications received after the Cut-Off Point will normally be held over until the next Dealing Day but may be accepted for dealing on the Dealing Day at the discretion of the Manager (provided they are received prior to the Valuation Point).

All Application Forms and other dealing orders should contain all required information, including (but not limited to) Share Class specific information such as the International Securities Identification Number (ISIN) of the Share Class the investor wishes to deal in. Where the ISIN quoted by the investor is different from any other Share Class specific information provided by the investor with respect to such order, the quoted ISIN shall be decisive and the Manager and the Administrator may process the order accordingly taking into account the quoted ISIN only.

Applications for registered Shares should be made for Shares having a specified value and fractions of Shares will be issued where appropriate.

The Manager has the right to accept or reject in whole or in part any application for Shares without assigning any reason therefor. In addition, issues of Shares of any or all Funds may be deferred until the next Dealing Day or suspended, where the aggregate value of orders for all Share Classes of that Fund exceeds a specified value (currently fixed by the Directors at 5% by approximate value of the Fund concerned) and the Directors consider that to give effect to such orders on the relevant Dealing Day would adversely affect the interests of existing Shareholders. This may result in some Shareholders having subscription orders deferred on a particular Dealing Day, whilst others do not. Applications for Shares so deferred will be dealt with in priority to later requests.

Investors must meet the investment criteria for any Share Class in which they intend to invest (such as minimum initial investment as set out in this section). If an investor purchases Shares in a Share Class in which that investor does not meet the investment criteria then the Directors reserve the right to redeem the investor's holding. In

such a scenario the Directors are not obliged to give the investor prior notice of their actions. The Directors may also decide, upon prior consultation with and approval of the relevant Shareholder, to switch the Shareholder into a more appropriate Class in the relevant Fund (where available).

b. Settlement

For all Shares, settlement in cleared funds net of bank charges must be made within three Business Days of the relevant Dealing Day, unless otherwise specified in the contract note in cases where the standard settlement date is a public holiday for the currency of settlement. If timely settlement is not made (or a completed Application Form is not received for an initial subscription) the relevant allotment of Shares may be cancelled and an applicant may be required to compensate the relevant distributor and/or the ICAV if necessary. Payments made by physical cash or cheque will not be accepted.

Settlement should normally be made in the Dealing Currency for the relevant Share Class. An investor may, by prior arrangement with the Transfer Agent or the local Investor Services team, provide the Transfer Agent with any major freely convertible currency and the Transfer Agent will arrange the necessary currency exchange transaction. Any such currency exchange will be effected at the investor's risk and cost.

The Manager may, at its discretion, accept subscriptions in kind, or partly in cash and in kind, subject always to the minimum initial subscription amounts and the additional subscription amounts and provided further that the value of such subscription in kind (after deduction of any relevant charges and expenses) equals the subscription price of the Shares. Such securities will be valued on the relevant Dealing Day. Further details of applications in kind are set out in the section headed "Subscriptions/Redemptions in Kind".

3. Redemption of Shares

a. Applications to Redeem

Instructions for the redemption of registered Shares should normally be given in writing to the Transfer Agent or the local Investor Services team on the Application Form, and the Manager may, at its sole discretion, accept individual dealing orders submitted via other forms of electronic communication. Redemption orders can be processed on receipt of electronic instructions only where payment is to be made to the account of record. Certain distributors may allow underlying investors to submit instructions for redemptions through them for onward transmission to the Transfer Agent or the local Investor Services team. Written redemption requests (or written confirmations of such requests) must include the full name(s) and address of the holders, the name of the Fund, the Class (including whether it is the Distributing or Accumulating Share Class), the value or number of Shares to be redeemed and full settlement instructions and must be signed by all holders. If a redemption order is made for a cash amount or for a number of Shares to a higher value than that of the applicant's account then this order will be automatically treated as an order to redeem all of the Shares on the applicant's account.

All redemptions will be dealt on a forward pricing basis, i.e. by reference to the Net Asset Value per Share for Shares calculated at the Valuation Point on the relevant Dealing Day. Redemption requests must be received by the Manager by the Cut-Off Point. If the redemption request is received after the Cut-Off Point, it shall (unless otherwise determined by the Manager) be treated as a request for redemption on the Dealing Day following such receipt and Shares will be redeemed at the Net Asset Value per Share calculated at the Valuation Point on the relevant Dealing Day.

Redemption requests will only be accepted where cleared funds and completed documents are in place from original subscriptions including the Application Form and anti-money laundering procedures have been completed.

b. Settlement

Redemption payments will normally be despatched in the relevant Dealing Currency on the third Business Day after the relevant Dealing Day (and in any event not later than the tenth Business Day after the relevant Dealing Day), provided that the relevant documents (as described above and any applicable money laundering prevention or international financial sanctions information) have been received. On written request to the Transfer Agent or the local Investor Services team, payment may be made in such other currency as may be freely purchased by the Administrator with the relevant Dealing Currency and such currency exchange will be effected at the Shareholder's cost. In the absence of such request, payment will be made in the Fund's Base Currency.

Redemption payments for Shares are made by telegraphic transfer to the Shareholder's bank account at the Shareholder's cost. Investors with bank accounts in a Member State, the United Kingdom or other applicable jurisdiction must provide the IBAN (International Bank Account Number) and BIC (Bank Identifier Code) of their account.

The Directors may, subject to the prior consent of a Shareholder and to the minimum dealing and holding amounts, effect a payment of redemption proceeds in kind. Such redemption in kind will be valued on the relevant Dealing Day. Further details of redemptions in kind are set out in the section headed "Subscriptions/Redemptions in Kind".

Any Shareholder who redeems or otherwise disposes of part of his holding must maintain a holding of not less than the minimum holding amount set out in the section of the Prospectus headed "Minimum subscription amounts and initial offer periods" (or less at the discretion of the Investment Manager).

The Manager has the power to redeem the remaining holding of any Shareholder who redeems his minimum holding of Shares to below the relevant minimum holding amount.

c. Compulsory Redemption

The Manager shall have the right to redeem compulsorily any Share at the Net Asset Value per Share or to require the transfer of any Share to a Qualified Holder if:

- (a) such Share is held directly or beneficially by any person who is not a Qualified Holder; or
- (b) such Share is held directly or beneficially by any person or persons in circumstances, (whether directly or indirectly affecting such person or persons and whether taken alone or in conjunction with any other person or persons connected or not, or any other circumstances appearing to the Manager to be relevant) which, in the opinion of the Manager might result in the Fund incurring any liability to taxation or suffering pecuniary disadvantages which the Fund might not otherwise have incurred or suffered or the Fund being required to register under the 1940 Act, or similar statute successor thereto or to register any class of its securities under the 1933 Act or similar statute successor thereto; or
- (c) the Manager shall in its absolute discretion consider that the Share is held by a Shareholder whose Client Agreement has terminated for any reason whatsoever.

4. Operation of the Subscription and Redemption Collection Accounts

The ICAV has established the Umbrella Cash Collection Account and Fund Cash Collection Accounts. All subscriptions into and redemptions and distributions due from the Funds will be paid either into the Umbrella Cash Collection Account or the Fund Cash Collection Accounts. Monies in the Umbrella Cash Collection Account or the Fund Cash Collection Accounts, including early subscription monies received in respect of a Fund, do not qualify for the protections afforded by the Central Bank (Supervision and Enforcement) Act 2013 (Section 48(1)) Investor Money Regulations 2015 for Fund Service Providers.

Pending issue of the Shares and / or payment of subscription proceeds to an account in the name of the relevant Fund, and pending payment of redemption proceeds or distributions, the relevant investor will be an unsecured creditor of the relevant Fund in respect of amounts paid by or due to it.

All subscriptions (including subscriptions received in advance of the issue of Shares) attributable to, and all redemptions, dividends or cash distributions payable from, a Fund will be channelled and managed through the Umbrella Cash Collection Account or Fund Cash Collection Accounts, as applicable. Subscriptions amounts paid into the Umbrella Cash Collection Account or Fund Cash Collection Accounts, as applicable, will be paid into an account in the name of the relevant Fund on the contractual settlement date. Where subscription monies are received in the Umbrella Cash Collection Account or the Fund Cash Collection Accounts, as applicable, without sufficient documentation to identify the investor or the relevant Fund, such monies shall be returned to the relevant investor within three (3) Business Days and as specified in the operating procedure in respect of the Umbrella Cash Collection Account or the Fund Cash Collection Accounts.

Redemptions and distributions, including blocked redemptions or distributions, will be held in the Umbrella Cash Collection Account or the Fund Cash Collection Accounts, as applicable, until payment due date (or such later date as blocked payments are permitted to be paid), and will then be paid to the relevant Shareholder.

Failure to provide the necessary complete and accurate documentation in respect of subscriptions, redemptions or dividends, and / or to make payment into the Umbrella Cash Collection Account or the correct Fund Cash Collection Account, as appropriate, is at the investor's risk.

The Umbrella Cash Collection Account and Fund Cash Collection Accounts have been opened in the name of the ICAV and each of the Funds. The Depositary will be responsible for safe-keeping and oversight of the monies in the Umbrella Cash Collection Account and the Fund Cash Collection Accounts, and for ensuring that relevant amounts in the Umbrella Cash Collection Account and the Fund Cash Collection Accounts are attributable to the appropriate Funds.

The ICAV and/or the Manager and the Depositary have agreed an operating procedure in respect of the Umbrella Cash Collection Account which identifies the participating Funds of the ICAV, the procedures and protocols to be followed in order to transfer monies from the Umbrella Cash Collection Accounts, the daily reconciliation processes, and the procedures to be followed where there are shortfalls in respect of a Fund due to late payment of subscriptions, and / or transfers to a Fund of moneys attributable to another Fund due to timing differences.

5. Switching Between Funds and Share Classes

Shareholders may request conversions of their shareholdings between Share Classes of the various Funds and thereby alter the balance of their portfolios to reflect changing market conditions.

Shareholders may also request conversion from one Share Class in a Fund to another Share Class of either the same Fund or a different Fund or between Distributing and Accumulating Shares of the same Class or between Hedged Share Classes and un-hedged Shares of the same Class (where available) or between different Currency Denominated Share Classes of the same Class.

In addition, investors may convert between any Class of UK Reporting Fund status Shares in one currency and the equivalent Class of Distributing Share Classes in non-UK Reporting Fund status Shares of the same currency. Investors should note that a conversion between a Share Class which has UK Reporting Fund status and a Share Class which does not have UK Reporting Fund status may cause the Shareholder to be subject to an "offshore income gain" on the eventual disposal of their interest in the Fund. If this is the case, any capital gain realised by investors on disposal of their investment (including any capital gain accruing in relation to the period where they held the UK Reporting Fund Share Class) may be subject to tax as income at their appropriate income tax rate. Investors should seek their own professional tax advice in this regard.

If the switch would result in the Shareholder holding a number of Shares in the original Fund with a value of less than the Minimum Holding, the Manager may, at its discretion, convert the whole of the applicant's holding of Shares in the original Fund or refuse to effect any switch. No switches will be made during any period in which the rights of Shareholders to require the redemption of their Shares are suspended. The general provisions on procedures for redemptions (including provisions relating to the delivery of Share certificates, if issued) will apply equally to switches.

The switching form must be received within the time limits specified for redemption of Shares in the original Fund and application for Shares in the new Fund (or such lesser period as the Manager may permit). The Net Asset Value per Share in the original Fund will be applied towards the subscription/purchase of Shares in the new Fund.

The number of Shares to be issued in the new Fund will be calculated in accordance with the following formula:

$$A = \frac{B \times C \times D}{E}$$

Where

- A = number of Shares of the new Fund to be allocated
- B = number of Shares of the original Fund to be switched
- C = Net Asset Value per Share on the relevant Dealing Day for the original Fund
- D = the currency conversion factor determined by the Administrator as representing the effective rate

of exchange of settlement on the relevant Dealing Day applicable to the transfer of assets between the relevant Funds (where the Base Currencies of the relevant Funds are different) or where the Base Currencies of the relevant Funds are the same ($D = 1$)

$$E = \text{Net Asset Value per Share on the relevant Dealing Day for the new Fund}$$

Investors should note that a conversion between Shares held in different Funds may give rise to an immediate taxable event.

As tax laws differ widely from country to country, investors should consult their tax advisers as to the tax implications of such a conversion in their individual circumstances.

Shareholders may request conversions of the whole or part of their shareholding provided that the Shareholder satisfies the conditions applicable to investment in the Share Class being converted into. Such conditions include but are not limited to:

- satisfying any minimum investment requirement;
- demonstrating that they qualify as an eligible investor for the purposes of investing in a particular Share Class;
- the suitability of the charging structure of the Share Class being converted into; and by
- satisfying any conversion charges that may apply.

provided that the Manager may, at its discretion, elect to waive any of these requirements where it deems such action reasonable and appropriate under the circumstances.

While conversions between the same Share Class of two Funds are normally free of charge, the Manager may, at its discretion (and without prior notice) and as set out in further detail under the section headed "Excessive Trading Policy", apply a conversion charge which would increase the amount paid to up to a maximum of 2% if excessively frequent conversions are made. This charge will be made for the benefit of the relevant Fund, and affected Shareholders will be notified in their contract notes if such a fee has been charged.

The Manager may, at its discretion, refuse conversions in order to ensure that the Shares are not held by or on behalf of any person who does not meet the conditions applicable to investment in that Share Class, or who is not a Qualified Holder if required for the relevant Share Class, or who would then hold the Shares in circumstances which could give rise to a breach of law, or requirements of any country, government or regulatory authority on the part of that person or the ICAV or give rise to adverse tax or other pecuniary consequences for the ICAV, including a requirement to register under any securities or investment or similar laws or requirements of any country or authority. In addition, the Manager may, at its discretion, refuse conversions between Share Classes if it presented currency conversion issues, for example, if the relevant currencies in respect of the conversion were illiquid at the time.

Instructions to convert

Instructions for the conversion of Shares should normally be given by instructing the Transfer Agent or the local Investor Services team in writing and the Manager may, at its sole discretion, accept individual conversion orders submitted via other forms of electronic communication. Certain distributors may allow underlying investors to submit instructions for conversions through them for onward transmission to the Transfer Agent or the local Investor Services team. Instructions may also be given in writing to the Transfer Agent or the local Investor Services team. Written conversion requests (or written confirmations of such requests) must include the full name(s) and address of the holder(s), the name of the Fund, the Class (including whether it is the Distributing or Accumulating Share Class), the value or number of Shares to be converted and the Fund to be converted into (and the choice of Dealing Currency of the Fund where more than one is available) and whether or not they are UK Reporting Fund status Shares. Where the Funds to which a conversion relates have different Dealing Currencies, currency will be converted at the relevant rate of exchange on the Dealing Day on which the conversion is effected.

Exchange Privilege

Certain distributors allow Shareholders who have acquired Shares through it to exchange their Shares for shares with a similar charging structure of certain other funds, provided that the distributor believes that an exchange is permitted under applicable law and regulations. Details of this exchange privilege can be obtained from your financial advisor.

Transfer of Shares

Shareholders holding Shares of any Class through a distributor or other intermediary may request that their existing holdings be transferred to another distributor or intermediary which has an agreement with the Investment Manager.

Minimum Dealing & Holding Sizes

The ICAV may refuse to comply with redemption, conversion or transfer instructions if they are given in respect of part of a holding in the relevant Share Class which has a value of less than the minimum holding in respect of a particular Fund or the approximate equivalent in the relevant Dealing Currency or if to do so would result in such a holding of less than the minimum holding. Details of any variations to the current minima described in this Prospectus are available from the local Investor Services team.

If as a result of a withdrawal, switch or transfer a small balance of Shares, meaning an amount of USD5 (or its currency equivalent) or less, is held by a Shareholder, the Manager shall have absolute discretion to realise this small balance and donate the proceeds to a UK registered charity selected by the Manager.

Excessive Trading Policy

The Manager does not knowingly allow subscription or redemption activity that is associated with excessive trading practices as such practices may adversely affect the interests of all Shareholders. Excessive trading in and out of a Fund includes individuals' or groups of individuals' securities transactions that seem to follow a timing pattern or are characterised by excessively frequent or large trades.

Shareholders should, however, be aware that the Funds may be utilised by certain investors for asset allocation purposes or by structured product providers, which may require those Shareholders periodically to exchange their Shares between Funds. This activity will not normally be classed as excessive trading unless the activity becomes, in the opinion of the Manager, too frequent or appears to follow a timing pattern.

As well as the general power of the Manager to refuse subscriptions, switches, conversions or transfers at their discretion, powers exist in other sections of this Prospectus to ensure that Shareholder interests are protected against excessive trading such as fair value pricing (please refer to Appendix D), swing pricing (please refer to Appendix D), in-kind redemptions (please refer to the section headed "Redemptions in Kind" below) and conversion charges (please refer to the section headed "Switching between Funds and Share Classes").

In addition, where excessive trading is suspected, the Funds may:

- (i) combine Shares that are under common ownership or control for the purposes of ascertaining whether an individual or a group of individuals can be deemed to be involved in excessive trading practices. Accordingly, the Manager reserves the right to reject any application for switches, conversions, transfers and/or subscription of Shares from investors whom they consider to be excessive traders; and
- (ii) adjust the Net Asset Value per Share to reflect more accurately the fair value of the Funds' investments at the point of valuation. This will only take place if the Directors believe that movements in the market price of underlying securities mean that in their opinion, the interests of all Shareholders will be met by a fair price valuation; and
- (iii) levy a redemption charge of 2% of the redemption proceeds to Shareholders whom the Manager, in its reasonable opinion, suspects of excessive trading. This charge will be made for the benefit of the relevant Fund, and affected Shareholders will be notified in their contract notes if such a fee has been charged.

Subscriptions/Redemptions in Kind

Subscriptions in Kind

The Manager may issue Shares of any Class of Fund in kind provided that:

- (a) in the case of a person who is not an existing Shareholder no Shares shall be issued until the person concerned shall have completed and delivered to the Manager an Application Form as required under this Prospectus (or otherwise) and satisfied all the requirements of the Manager as to such person's application;
- (b) the nature of the investments transferred into the Fund are such as would qualify as investments of such Fund in accordance with the investment objectives, policies and restrictions of such Fund;
- (c) no Shares shall be issued until the investments shall have been vested in the Depositary or any sub-custodian to the Depositary's satisfaction and the Depositary shall be satisfied that the terms of such settlement will not be such as are likely to result in any material prejudice to the existing Shareholders of the Fund; and
- (d) the Manager is satisfied that the terms of any exchange would not be such as would be likely to result in any prejudice to remaining Shareholders and provided that any such exchange shall be effected upon the terms (including provision for paying any expenses of exchange and any preliminary charge as would have been payable for Shares issued for cash) that the number of Shares issued shall not exceed the number which would have been issued for cash against payment of a sum equal to the value of the investments concerned calculated in accordance with the procedures for the valuation of the assets of the relevant Fund.

Redemptions in Kind

The Manager may redeem Shares of any Class of a Fund in kind provided that:

- (a) an Application Form is completed and delivered to the Manager as required by this Prospectus and the redemption request otherwise satisfies all the requirements of the Manager as to such request and the Shareholder seeking redemption of Shares agrees to such course of action;
- (b) the Manager is satisfied that the terms of any exchange would not be such as would be likely to result in any prejudice to the remaining Shareholders, and elects that instead of the Shares being redeemed in cash, the redemption shall be satisfied in kind by the transfer to the Shareholder of investments provided that the value thereof shall not exceed the amount which otherwise would have been payable on a cash redemption and provided that the transfer of investments is approved by the Depositary. The shortfall (if any) between the value of the Investments transferred on a redemption in kind and the redemption proceeds which would have been payable on a cash redemption shall be satisfied in cash. Any decline in the value of the investments to be transferred in settlement of a redemption between the relevant Dealing Day and the day on which investments are delivered to the redeeming Shareholder shall be borne by the redeeming Shareholders; and
- (c) if a redeeming Shareholder requests redemption of a number of Shares that represents 5% or more of the Net Asset Value of a Fund, the Manager may in its sole discretion redeem the Shares by way of exchange for investments and in such circumstances the Manager will, if requested by the redeeming Shareholder, sell the investments on behalf of the Shareholder. The cost of such a sale may be charged to the Shareholder.

If the discretion conferred upon the Manager above is exercised, the Manager shall notify the Depositary and shall supply to the Depositary particulars of the investments to be transferred and any amount of cash to be paid to the Shareholder. All stamp duties, transfer and registration fees in respect of such transfer shall be payable by the Shareholder. Any allocation of investments pursuant to an in-kind redemption is subject to the approval of the Depositary.

Total Redemption and Termination of the ICAV or a Fund or Class

The ICAV and each Fund is established for an unlimited period and may have unlimited assets. However, the ICAV may redeem all of its Shares or the Shares of any Fund or Class in issue if:

- (a) the Shareholders of the relevant Fund or Class pass a Special Resolution providing for such redemption at a general meeting of the holders of the Shares of that Fund or Class or in writing;

- (b) the Directors deem it appropriate because of adverse political, economic, fiscal or regulatory changes affecting the ICAV or the relevant Fund in any way;
- (c) the Net Asset Value of the relevant Fund, or of a Class of Shares in a Fund, does not exceed or falls below such minimum amount as may be determined from time to time by the Directors;
- (d) where the Depositary has served notice of its intention to retire and an alternative depositary has not been appointed within 90 days from the date of such notice. See the section of the Prospectus headed “The Depositary”; or
- (e) the Directors deem it appropriate for any other reason and provide advance notification to Shareholders.

In the event of termination or merger, the Shares of the ICAV or Fund or Class will be redeemed after giving such prior written notice as may be required by law to all holders of such Shares. The Shares will be redeemed at the Net Asset Value per Share of such Class on the relevant Dealing Day.

If the ICAV will be wound up or dissolved (whether the liquidation is voluntary, under supervision or by the Court) the liquidator may with the authority of an Ordinary Resolution, divide among the Shareholders pro-rata to the value of their shareholdings in the ICAV (as determined in accordance with the Instrument of Incorporation) in kind the whole or any part of the assets of the ICAV, and whether or not the assets will consist of property of a single kind and may for such purposes value any class or classes of property in accordance with the valuation provisions in the Instrument of Incorporation. The liquidator may, with the authority of an Ordinary Resolution, vest any part of the assets in trustees upon such trusts for the benefit of Shareholders as the liquidator will think fit, and the liquidation of the ICAV may be closed and the ICAV dissolved, but not so that any Shareholder will be compelled to accept any asset in respect of which there is a liability. If a Shareholder so requests, the Investment Manager will sell the assets to be distributed to that Shareholder and distribute the cash proceeds to the Shareholder. Shareholders will bear any risks of the distributed securities and may be required to pay a brokerage commission or other costs in order to dispose of such securities.

Non-Dealing Days

Some Business Days will not be Dealing Days for certain Funds where, for example, a substantial amount of such Fund’s portfolio is traded in market(s) which are closed. In addition, the day immediately preceding such a relevant market closure may be a non-Dealing Day for such Funds, in particular where the Cut-Off Point occurs at a time when the relevant markets are already closed to trading, so that the Funds will be unable to take appropriate actions in the underlying market(s) to reflect investments in or divestments out of Fund Shares made on that day. A list of the Business Days which will be treated as non-Dealing Days for certain Funds from time to time can be obtained from the Manager upon request. This list is subject to change.

Transfer of Shares

Shares are (save as hereinafter specified) freely transferable and may be transferred in writing in a form approved by the Manager or by such other means as the Manager, with the consent of the Administrator, may prescribe from time to time where such means are in accordance with the requirements of the Central Bank. No transfer of Shares of the X Classes may be made unless the proposed transferee has a current Client Agreement with the Investment Manager or an Affiliate and has also completed an Application Form and has provided such other information (e.g. as to identity) as the Manager may reasonably require. The Manager may decline to register any transfer of a Share where it appears that such transfer would result in the legal or beneficial ownership of such Shares by a person who is not a Qualified Holder or expose the Fund to adverse tax or regulatory consequences. During any period when the determination of the Net Asset Value of the relevant Fund has been temporarily suspended, the Manager at its discretion may permit the registration of any transfer of Shares.

Temporary Suspensions

The Manager may temporarily suspend the determination of the Net Asset Value of any Fund and the issue and redemption of Shares of any Class of any Fund during the whole or part of any period. The circumstances under which this may be implemented are described in further detail in Appendix D.

In the event of any suspension, the Manager will immediately publish such fact on www.blackrock.com and will immediately (and in any event during the Business Day on which the suspension occurred), notify the Central Bank and any other competent authority in a Member State or other country in which Shares are marketed.

The Manager or Administrator will not be liable for any costs incurred by an investor as a result of the temporary suspension of the restriction of redemptions as set out above.

Redemption Restrictions

Where the Transfer Agent receives in respect of any Dealing Day requests for redemptions which in the aggregate amount to more than 10% in value of the Shares of any Fund in issue, the Manager, in its sole discretion, may reduce each such request for redemption of Shares pro rata so that all such requests cover no more than 10% in value of the Shares of the particular Fund in issue. Any part of a redemption request to which effect is not given by reason of the exercise of this power by the Manager shall be treated as if a request had been made in respect of the next Dealing Day and each succeeding Dealing Day (in relation to which the Manager shall have the same power) until the original requests have been satisfied in full.

For the avoidance of doubt, deferred redemptions as described above will not be effected in priority to other redemption or switching requests received on the same Dealing Day. If redemption or switching requests are so carried forward, the Manager shall procure that the Shareholders whose dealings are affected thereby are promptly informed.

The Manager or Administrator will not be liable for any costs incurred by an investor as a result of the temporary suspension of the issue and redemption of Shares of any Fund.

Currency of Payment and Foreign Exchange Transactions

Where payments in respect of subscriptions, redemptions or switches of Shares or dividend payments are tendered or requested in a major currency other than the designated currency of the relevant Share Class of the relevant Fund any necessary foreign exchange transactions may be arranged by the Manager (at its discretion) for the account of, and at the risk and expense of, the applicant, in the case of purchases at the time cleared funds are received, in the case of redemptions at the time the request for redemption is received and accepted, and in the case of dividends at the time of payment. The Manager may arrange for such transactions to be carried out by an affiliate of the Investment Manager. The exchange rate applicable to any such transactions will be the prevailing exchange rate quoted by the Manager's bankers or by an Affiliate.

ESG Integration

Environmental, Social and Governance (ESG) investing, is often conflated or used interchangeably with the term "sustainable investing." BlackRock has identified sustainable investing as being the overall framework and ESG as a data toolkit for identifying and informing our solutions. BlackRock has defined ESG Integration as the practice of incorporating material ESG information and consideration of sustainability risks into investment decisions in order to enhance risk-adjusted returns. BlackRock recognises the relevance of material ESG information across all asset classes and styles of portfolio management. The Investment Manager may incorporate sustainability considerations in its investment processes across all investment platforms. ESG information and sustainability risks are included as a consideration in investment research, portfolio construction, portfolio review, and investment stewardship processes.

The Investment Manager considers ESG insights and data, including sustainability risks, within the total set of information in its research process and makes a determination as to the materiality of such information in its investment process. ESG insights are not the sole consideration when making investment decisions and the extent to which ESG insights are considered during investment decision making will also be determined by the ESG characteristics or objectives of the Fund. The Investment Manager's evaluation of ESG data may be subjective and could change over time in light of emerging sustainability risks or changing market conditions. This approach is consistent with the Investment Manager's regulatory duty to manage the Funds in accordance with their investment objectives and policies and in the best interests of the Funds' investors. For each of the Funds, the firm's Risk and Quantitative Analysis group will review portfolios in partnership with the Investment Manager to ensure that sustainability risks are considered regularly alongside traditional financial risks, that investment decisions are taken in light of relevant sustainability risks and that decisions exposing portfolios to sustainability risks are deliberate, and the risks diversified and scaled according to the investment objectives of the Funds.

BlackRock's approach to ESG integration is to broaden the total amount of information the Investment Manager considers with the aim of improving investment analysis and understanding the likely impact of sustainability risks on the Funds' investments. The Investment Manager assesses a variety of economic and financial indicators, which may include ESG data and insights, to make investment decisions appropriate for the Funds'

objectives. This can include relevant third-party insights or data, internal research or engagement commentary and input from BlackRock Investment Stewardship.

Sustainability risks are identified at various steps of the investment process, where relevant, from research, allocation, selection, portfolio construction decisions, or management engagement, and are considered relative to the Funds' risk and return objectives. Assessment of these risks is done relative to their materiality (i.e. likelihood of impacting returns of the investment) and in tandem with other risk assessments (e.g. liquidity, valuation, etc.).

Unless otherwise stated in Fund documentation and included within a Fund's investment objective and investment policy, ESG integration does not change a Fund's investment objective or constrain the Investment Manager's investable universe, and there is no indication that an ESG or impact focused investment strategy or any exclusionary screens will be adopted by a Fund. Impact investments are investments made with the intention to generate positive, measurable social and/or environmental impact alongside a financial return. Similarly, ESG integration does not determine the extent to which a Fund may be impacted by sustainability risks. Please refer to "ESG Integration" and Sustainability Risk in the risk factors section of this prospectus.

BlackRock discloses further information about ESG risk integration practices at the team or platform level and for each unique investment strategy through a series of integration statements that are publicly available on product pages where permitted by law/regulation or otherwise made available to current and prospective investors and investment advisors.

Investment Stewardship

BlackRock undertakes investment stewardship engagements and proxy voting with the goal of protecting and enhancing the long-term value of the Funds' assets for relevant asset classes. In our experience, sustainable financial performance and value creation are enhanced by sound governance practices, including risk management oversight, board accountability, and compliance with regulations. We focus on board composition, effectiveness and accountability as a top priority. In our experience, high standards of corporate governance are the foundations of board leadership and oversight. We engage to better understand how boards assess their effectiveness and performance, as well as their position on director responsibilities and commitments, turnover and succession planning, crisis management and diversity.

BlackRock takes a long-term perspective in its investment stewardship work informed by two key characteristics of our business: the majority of our investors are saving for long-term goals, so we presume they are long-term shareholders; and BlackRock offers strategies with varying investment horizons, which means BlackRock has long-term relationships with its investee companies.

For further detail regarding BlackRock's approach to sustainable investing and investment stewardship please refer to the website at www.blackrock.com/corporate/sustainability and <https://www.blackrock.com/corporate/about-us/investment-stewardship#our-responsibility>

SFDR

The following Funds have been categorised as Article 8 funds under the SFDR, i.e. funds that promote environmental and/or social characteristics provided that companies in which the investments are made follow good governance practices ("**Article 8 Funds**"): BlackRock Systematic ESG Equity Absolute Return Fund; BlackRock Advantage Asia ex Japan Equity Fund; BlackRock Advantage Emerging Markets Equity Fund; BlackRock Advantage Europe Equity Fund; BlackRock Advantage Europe ex UK Equity Fund; BlackRock Sustainable Advantage US Equity Fund; BlackRock Sustainable Advantage World Equity Fund; BlackRock Global High Yield Sustainable Credit Screened Fund; BlackRock Global Unconstrained Equity Fund; BlackRock Sustainable Equity Factor Plus Fund; BlackRock Systematic Multi-Strategy ESG Screened Fund; BlackRock Tactical Opportunities Fund; BlackRock Sustainable Advantage Emerging Markets ex China Equity Fund; and BlackRock Global Corporate Sustainable Credit Screened Fund.

The following Fund has been categorised as Article 9 funds under the SFDR i.e. a fund that has sustainable investment as its objective ("**Article 9 Funds**"): BlackRock Global Impact Fund.

Appendix L - SFDR-PCDs sets out the pre-contractual disclosures required under the SFDR and the Taxonomy Regulation for the Article 8 Funds and Article 9 Funds. The pre-contractual disclosures have been prepared based on information available from the index providers and other third-party data providers shortly prior to the filing of this Prospectus.

Consideration of principal adverse impacts on sustainability factors ("PAIs")

All Actively Managed Funds except for the Article 8 Funds and the Article 9 Funds:

The Investment Manager has access to a range of data sources, including PAI data, when making decisions on selection of investments. However, whilst BlackRock considers ESG risks for all portfolios and these risks may coincide with environmental or social themes associated with the PAIs, the Funds do not commit to considering PAIs in driving the selection of their investments.

In relation to Article 8 Funds and Article 9 Funds:

The Funds take into consideration PAIs through the application of such Funds' ESG criteria. The pre-contractual disclosures in Appendix L - SFDR-PCDs set out the PAIs considered for each Fund.

BlackRock evaluates underlying investments in companies according to the good governance criteria outlined in SFDR where relevant data is available and as appropriate given the underlying investment type. These criteria relate to sound management structures, employee relations, remuneration of staff and tax compliance. BlackRock may consider additional factors relating to good governance in its assessment of the sustainability related characteristics of underlying issuers depending on the particular ESG strategy applicable to the Fund.

In addition, in relation to Article 9 Funds and Article 8 Funds which invest in sustainable investments:

In addition to exposure to sustainable investments, all holdings (other than investments deemed neutral, for example, cash and derivatives for currency hedging purposes) within an Article 9 Fund, and the sustainable investments within an Article 8 Fund, will have to comply with the requirement to do no significant harm to environmental or social factors, as set out in the methodology of the Fund's benchmark index.

Taxonomy Regulation

All Funds except for Article 8 Funds and Article 9 Funds:

The investments underlying these Funds do not take into account the EU criteria for environmentally sustainable economic activities.

Article 8 Funds and Article 9 Funds:

The Funds do not currently commit to investing more than 0% of their assets in investments in environmentally sustainable economic activities within the meaning of the Taxonomy Regulation.

Article 8 Funds:

The "do no significant harm" principle applies only to those underlying investments of the Funds that take into account the EU criteria for environmentally sustainable economic activities. The remaining investments of the Funds do not take into account the EU criteria for environmentally sustainable economic activities.

Labels

With respect to the Funds listed below, it is BlackRock's intention to align with the following ESG labels in recognition of their support of promoting responsible investments in addition to complying with the SFDR and the Taxonomy Regulation. For these Funds that have applied and obtained the below ESG labels, alignment with the methodologies and ESG requirements established by such ESG labels may restrict investment selections of the Investment Manager in addition to the policies disclosed with respect to each Fund identified as having obtained or applied for each ESG label.

Febelfin Label

The Belgian Financial Sector Federation ("Febelfin") supports the promotion of socially responsible financial products through its initiative to create a socially responsible investment ("SRI") label. Initially issued in February 2019, the Quality Standard, as revised from time to time (the "Febelfin Guidelines"), has been developed by the Central Labelling Agency (the "CLA"). The CLA is a not-for profit association incorporated under Belgian law and its board is composed equally of independent directors (academia, civil society) and directors from the financial sector.

To be awarded the label, Funds need to implement at least two mandatory ESG strategies and the harm

avoidance principle as further defined by the Febelfin Guidelines. The two mandatory ESG strategies are the integration of all dimensions of sustainability and negative/ exclusionary ESG screening. The harm avoidance principle is achieved by the exclusion from the eligible universe of companies violating the UN Global Compact. In addition to the two ESG strategies above, one or more of the following additional strategies may be implemented: positive/ best in class screening, norm-based screening, sustainability-themed investing or impact/community investing. All assets in the portfolio are assessed according to these ESG principles.

Exclusions required by the label apply at a company level, based on their engagement in a sector as measured by the proportion of the company's revenues derived from certain activities. A socially responsible financial product shall not finance weapons, tobacco production and trading, thermal coal extraction, unconventional oil and gas. However, investments in the conventional oil and gas sector and the power generation sector are permitted once certain criteria are met

The current Revised Towards Sustainability Quality Standard comprises the revised Febelfin Guidelines published on 31 May 2021 and the latest Technical Guidance issued on 28 September 2022, which implement more stringent requirements starting January 2022. The Revised Quality Standards have aligned the Febelfin Guidelines with EU legislation and upcoming initiatives on sustainability, introduced criteria for ESG assessment of financial institutions and energy and electricity utilities sector and increased transparency requirements. Among the new requirements, Funds applying for the label now need to disclose the calculated average selectivity for the best-in-class approach. Revised thresholds have also been introduced, with phasing out margins decreasing year on year for companies that are not yet fully compliant with required business criteria but are amongst the best of their peer group in transitioning their business model. Additional rules deal with certain assets such as derivatives, fixed income instruments and green bonds. Specifically, sovereign bonds issued by states that have not ratified or implemented certain international conventions are excluded. For this asset class, exceptions apply to public debt issued by certain issuers and for certain products (such as funds with an emerging market focus) with limitations applying by jurisdictions. Febelfin Guidelines allow exposure to core reserve (non-EURO) currency issuers that do not comply with its criteria only up to a combined limit of 30% (e.g. total exposure to US and Japanese sovereign bonds).

For the Funds that have obtained or applied for this label, the label requirements and investment constraints will inform the investment policies and strategies of such Funds.

An independent third-party verifier is appointed by the CLA to evaluate a Fund's initial compliance with the Febelfin Guidelines and also subsequent annual verification. The Investment Manager may withdraw from the label or no longer qualify for it if a Fund does not meet compliance with its evolving criteria.

However, wherever consistent with a Fund investment policy, the Investment Manager will endeavour to take necessary and timely remedial measures (such as divestment) if investments deviate from the Febelfin Guidelines. Please refer to the label website for the most up to date list of Funds holding the label. For a more complete and current account of the Febelfin label policies as may further evolve over time, Shareholders should consult the Febelfin label website at www.towardssustainability.be/en/quality-standard. As at the date of this Prospectus, the following Funds have been awarded the Febelfin label:

- (i) Global Impact Fund.

The French SRI label

The French SRI label is sponsored by the French Ministry for the Economy and Finance. The Funds that apply for the label are required to demonstrate the soundness of their ESG methodology and the environmental, social, governance or human rights benefit of their investment policies. The label guidelines (the "SRI Guidelines") cover fund governance, transparency and rules on portfolio composition. Funds that are awarded the label commit to enhanced transparency on their portfolio composition and management policy with distributors and investors. The French SRI label imposes certain requirements and investment constraints on funds. 90% of the issuers selected for a fund's portfolio need to have been assessed for their ESG characteristics by use of specified indicators outlined in the SRI Guidelines. To evidence the ESG significance of the portfolio selection, the Investment Manager must provide information on each of the ESG areas. The Investment Manager must present measurable improvements of the fund's portfolio in relation to ESG characteristics for all three E, S and G criteria, relative to the initial universe of the fund. Improvement compared to the initial universe can be achieved by removing the worst 20% securities. Alternatively, the Investment Manager may present an average rating that is significantly higher than the rating of the initial universe, which can be no lower than the initial universe after eliminating the worst 20% securities. Specific ratios apply for certain assets (such as government bonds, etc.).

For the Funds that have obtained or applied for the label, the SRI Guidelines and their investment constraints will inform the investment policies and strategies of such Funds.

Independent auditors verify initially and periodically whether a Fund meets the label requirements. Where a Fund ceases to meet certain criteria, a transition period may be permitted for the fund to change its portfolio composition. The Investment Manager may withdraw from the label or no longer qualify for it if a Fund does not meet compliance with the evolving criteria. However, wherever consistent with a Fund's investment policy, the Investment Manager will endeavour to take necessary and timely remedial measures (such as divestment) if investments deviate from the SRI Guidelines.

For a more complete and current account of the SRI Guidelines, as may further evolve over time, Shareholder should consult the SRI label website at www.lelabelisr.fr/label-isr/criteres-attribution/. An English version of the SRI Guidelines is also available. Please refer to the label website for an up-to-date list of Funds holding the label. As at the date of this Prospectus, the following Funds have been awarded the SRI label:

- (i) Global Impact Fund.

Risk Factors

Before investing in any of the Funds, please read the Risk Factor section in full.

General Risks

The performance of each Fund will depend on the performance of the underlying investments. No guarantee or representation is made that any Fund or any investment will achieve its respective investment objectives. Past results are not necessarily indicative of future results. The value of the Shares may fall due to any of the risk factors below as well as rise and an investor may not recoup its investment. Income from the Shares may fluctuate in money terms. Changes in exchange rates may, among other factors, cause the value of Shares to increase or decrease. The levels and bases of, and reliefs from, taxation may change. There can be no assurance that the collective performance of a Fund's underlying investments will be profitable. Also, there is no guarantee of the repayment of principal. On establishment, a Fund will normally have no operating history upon which investors may base an evaluation of performance.

Financial Markets, Counterparties and Service Providers

The Funds may be exposed to finance sector companies which act as a service provider or as a counterparty for financial contracts. In times of extreme market volatility, such companies may be adversely affected, with a consequent adverse effect on the activities of the Funds.

Regulators and self-regulatory organisations and exchanges are authorised to take extraordinary actions in the event of market emergencies. The effect of any future regulatory action on the ICAV could be substantial and adverse.

Tax Considerations

The ICAV may be subject to withholding or other taxes on income and/or gains arising from its investment portfolio. This may include jurisdictional capital gains tax that is attributable to a Fund. It is generally intended that such withholding and other taxes, including jurisdictional capital gains tax, will be accrued in the Net Asset Value of the relevant Fund. However, in particular where a jurisdictional capital gains tax is considered non-material (in the view of the Investment Manager) and arises on portfolio transactions relating to redemptions, such transactions may be dealt with in accordance with the swing pricing mechanism described under the heading "Determination of Net Asset Value and Temporary Suspension of Dealings" and may result in a reduction in the Net Asset Value applicable to such redemption thereby reducing the net proceeds received for the redemption. For the avoidance of doubt, any capital gains tax incurred as a result of portfolio transactions not related to redemptions (e.g. rebalancing) will be borne by the relevant Fund. Where the ICAV invests in securities that are not subject to withholding or other taxes at the time of acquisition, there can be no assurance that tax may not be imposed in the future as a result of any change in applicable laws, treaties, rules or regulations or the interpretation thereof. The ICAV may not be able to recover such tax and so any such change could have an adverse effect on the Net Asset Value of the Shares.

The ICAV (or its representative) may file claims on behalf of the Funds to recover withholding tax on dividend and interest income (if any) received from issuers in certain countries where such withholding tax reclaim is possible. Whether or when a Fund will receive a withholding tax refund in the future is within the control of the tax authorities in such countries. Where the ICAV expects to recover withholding tax for a Fund based on a continuous assessment of probability of recovery, the net asset value of that Fund generally includes accruals for such tax refunds. The ICAV continues to evaluate tax developments for potential impact to the probability of recovery for such Funds. If the likelihood of receiving refunds materially decreases, for example due to a change in tax regulation or approach, accruals in the relevant Fund's net asset value for such refunds may need to be written down partially or in full, which will adversely affect that Fund's net asset value. Investors in that Fund at the time an accrual is written down will bear the impact of any resulting reduction in NAV regardless of whether they were investors during the accrual period. Conversely, if the Fund receives a tax refund that has not been previously accrued, investors in the Fund at the time the claim is successful will benefit from any resulting increase in the Fund's Net Asset Value. Investors who sold their Shares prior to such time will not benefit from such Net Asset Value increase.

The tax information provided in the "Taxation" section is based, to the best knowledge of the Directors, upon tax law and practice as at the date of this Prospectus. Tax legislation, the tax status of the ICAV, the taxation of Shareholders and any tax reliefs, and the consequences of such tax status and tax reliefs, may change from time to time. Any change in the taxation legislation in any jurisdiction where a Fund is registered, marketed or invested could affect the tax status of the Fund, affect the value of the Fund's investments in the affected jurisdiction and affect the Fund's ability to achieve its investment objective and/or alter the post-tax returns to Shareholders. Where a Fund invests in derivatives, the preceding sentence may also extend to the jurisdiction of the governing law of the derivative contract and/or the derivative counterparty and/or to the market(s) comprising the underlying

exposure(s) of the derivative.

The availability and value of any tax reliefs available to Shareholders depend on the individual circumstances of Shareholders. The information in the "Taxation" section is not exhaustive and does not constitute legal or tax advice. Investors are urged to consult their tax advisers with respect to their particular tax situations and the tax effects of an investment in the ICAV.

Where a Fund invests in a jurisdiction where the tax regime is not fully developed or is not sufficiently certain, for example in jurisdictions in the Middle East, the relevant Fund, the Manager, the Investment Manager and the Depositary shall not be liable to account to any Shareholder for any payment made or suffered by the ICAV in good faith to a fiscal authority for taxes or other charges of the ICAV or the relevant Fund notwithstanding that it is later found that such payments need not or ought not have been made or suffered. Conversely, where through fundamental uncertainty as to the tax liability, adherence to best or common market practice (to the extent that there is no established best practice) that is subsequently challenged or the lack of a developed mechanism for practical and timely payment of taxes, the relevant Fund pays taxes relating to previous years, any related interest or late filing penalties will likewise be chargeable to the Fund. Such late paid taxes will normally be debited to the Fund at the point the decision to accrue the liability in the Fund accounts is made.

Shareholders should also read the information set out in the section headed "FATCA and other cross-border reporting systems", particularly in relation to the consequences of the ICAV being unable to comply with the terms of such reporting systems.

Derivatives: general risks

In accordance with the investment limits and restrictions set out in Appendix C, each of the Funds may use derivatives to hedge market and currency risk, for the purposes of efficient portfolio management and for investment purposes, as described further in Appendix B.

The use of derivatives may expose Funds to a higher degree of risk. These risks may include credit risk with regard to counterparties with whom the Funds trade, the risk of settlement default, volatility risk, OTC transaction risk, lack of liquidity of the derivatives, market risk, imperfect tracking between the change in value of the derivative and the change in value of the underlying asset that the relevant Fund is seeking to track and greater transaction costs than investing in the underlying assets directly.

In accordance with standard industry practice when purchasing derivatives, a Fund may be required to secure its obligations to its counterparty. For non-fully funded derivatives, this may involve the placing of initial and/or variation margin assets with the counterparty. For derivatives which require a Fund to place initial margin assets with a counterparty, such assets may not be segregated from the counterparty's own assets and, being freely exchangeable and replaceable, the Fund may have a right to the return of equivalent assets rather than the original margin assets deposited with the counterparty. These deposits or assets may exceed the value of the relevant Fund's obligations to the counterparty in the event that the counterparty requires excess margin or collateral. In addition, as the terms of a derivative may provide for one counterparty to provide collateral to the other counterparty to cover the variation margin exposure arising under the derivative only if a minimum transfer amount is triggered, the Fund may have an uncollateralised risk exposure to a counterparty under a derivative up to such minimum transfer amount.

Derivative contracts can be highly volatile, and the amount of initial margin is generally small relative to the size of the contract so that transactions may be leveraged in terms of market exposure. A relatively small market movement may have a potentially larger impact on derivatives than on standard bonds or equities. Leveraged derivative positions can therefore increase Fund volatility. Whilst the Funds will not borrow money to leverage they may for example take synthetic short positions through derivatives to adjust their exposure, always within the restrictions provided for in Appendix C of this Prospectus. Certain Funds may enter into long positions executed using derivatives (synthetic long positions) such as futures positions including currency forwards.

Additional risks associated with investing in derivatives may include a counterparty breaching its obligations to provide collateral, or due to operational issues (such as time gaps between the calculation of risk exposure to a counterparty's provision of additional collateral or substitutions of collateral or the sale of collateral in the event of a default by a counterparty), there may be instances where a Fund's credit exposure to its counterparty under a derivative contract is not fully collateralised but each Fund will continue to observe the limits set out in Appendix C. The use of derivatives may also expose a Fund to legal risk, which is the risk of loss resulting from changing laws or from the unexpected application of a law or regulation, or because a court declares a contract not legally enforceable.

Subject to provision for such in the investment objective and policy for each Fund set out in Appendix A, the Funds

may use derivatives to facilitate complex investment management techniques. In particular, this may involve (on a non-exhaustive basis):

- ▶ using swap contracts to adjust interest rate risk;
- ▶ using swap contracts to gain exposure to one or more indices for investment purposes;
- ▶ using currency derivatives to buy or sell currency risk;
- ▶ buying and selling options for investment purposes;
- ▶ using total return swaps or futures contracts to gain market exposure;
- ▶ using synthetic short positions to take advantage of any negative investment views; and
- ▶ using synthetic long positions to gain market exposure.

Investors should note the risks associated with the different types of derivative instruments and strategies, as described in the section headed Derivatives and Other Complex Instrument Techniques below.

Where derivative instruments are used in this manner the overall risk profile of the Fund may be increased. Accordingly the Manager will employ a risk management process which enables the Manager to accurately measure, monitor and manage the risk of the positions and their contribution to the overall risk profile of the Fund. The Manager uses either the Commitment Approach or VaR to calculate each Fund's global exposure (as disclosed in Appendix A), ensuring each Fund complies with the investment restrictions set out in Appendix C. Details about the Commitment Approach and VaR are included at Appendix B.

For more detail regarding the derivative strategies applied by individual Funds please refer to the individual Fund investment objectives in Appendix A and the latest risk management programme which is available on request from the local Investor Services team.

Repurchase and Reverse Repurchase Agreements

Under a repurchase agreement a Fund sells a security to a counterparty and simultaneously agrees to repurchase the security back from the counterparty at an agreed price and date. The difference between the sale price and the repurchase price establishes the cost of the transaction. The resale price generally exceeds the purchase price by an amount which reflects an agreed-upon market interest rate for the term of the agreement. In a reverse repurchase agreement the Fund purchases an investment from a counterparty which undertakes to repurchase the security at an agreed resale price on an agreed future date. The Fund therefore bears the risk that if the seller defaults, the Fund might suffer a loss to the extent that proceeds from the sale of the underlying securities together with any other collateral held by the Fund in connection with the relevant agreement may be less than the repurchase price because of market movements. A Fund cannot sell the securities which are the subject of a reverse repurchase agreement until the term of the agreement has expired or the counterparty has exercised its right to repurchase the securities.

Currency Risk – Base Currency

The Funds may invest in assets denominated in a currency other than the Base Currency of the Funds. Changes in exchange rates between the Base Currency and the currency in which the assets are denominated and changes in exchange rate controls will cause the value of the asset expressed in the Base Currency to fall or rise. The Funds may utilise techniques and instruments including derivatives for hedging purposes to control currency risk. However it may not be possible or practical to completely mitigate currency risk in respect of a Fund's portfolio or specific assets within the portfolio. Furthermore, unless otherwise stated in the investment policies of the relevant Fund, the Investment Manager is not obliged to seek to reduce currency risk within the Funds. Where currency hedging is not utilised, performance may be strongly influenced by movements in exchange rates as currency positions may not correspond with the securities positions held.

Currency Risk – Share Class Currency

Certain Share Classes of certain Funds may be denominated in a currency other than the Base Currency of the relevant Fund, such as Currency Denominated Share Classes. In addition, the Funds may invest in assets denominated in currencies other than the Base Currency or the Share Class currency. Therefore changes in

exchange rates and changes in exchange rate controls may affect the value of an investment in the Funds.

Currency Risk – Investor’s Own Currency

An investor may choose to invest in a Share Class which is denominated in a currency that is different from the currency in which the majority of the investor’s assets and liabilities are denominated (the “Investor’s Currency”). In this scenario, a currency conversion will take place on subscription, redemption, switching and distribution as prevailing exchange rates and the investor is subject to currency risk in the form of potential capital losses resulting from movements of the exchange rate between the Investor’s Currency and the currency of the Share Class in which such investor invests, in addition to the other currency risks described herein and the other risks associated with an investment in the relevant Fund.

Hedged Share Classes

While a Fund or its authorised agent may attempt to hedge currency risks, there can be no guarantee that it will be successful in doing so and it may result in mismatches between the currency position of that Fund and the Hedged Share Class. To the extent that hedging is successful, the performance of the relevant Class of Shares is likely to move in line with the performance of the underlying assets. The use of Hedged Share Classes may substantially limit holders of the Hedged Share Class from benefitting if the Dealing Currency falls against the Base Currency and/or the currency in which the assets of the Fund are denominated.

The hedging strategies may be entered into whether the Base Currency is declining or increasing in value relative to the relevant currency of the Hedged Share Class and so, where such hedging is undertaken it may substantially protect Shareholders in the relevant Share Class against a decrease in the value of the Base Currency relative to the Dealing Currency, but it may also preclude Shareholders from benefiting from an increase in the value of the Base Currency. Hedged Share Classes in non-major currencies may be affected by the fact that capacity of the relevant currency market may be limited, which could further affect the volatility of the Hedged Share Class. Funds may also use hedging strategies which seek to provide exposure to certain currencies (i.e. where a currency is subject to currency trading restrictions). These hedging strategies involve converting the Net Asset Value of the relevant Share Class into the relevant currency using financial derivative instruments (including currency forwards).

All gains/losses or expenses arising from hedging transactions are borne separately by the Shareholders of the respective Hedged Share Classes. Given that there is no segregation of liabilities between Share Classes, there is a risk that, under certain circumstances, currency hedging transactions in relation to one Share Class could result in liabilities which might affect the Net Asset Value of the other Share Classes of the same Fund.

Securities Lending

The Funds may engage in securities lending. The Funds engaging in securities lending will have a credit risk exposure to the counterparties to any securities lending contract. Fund investments can be lent to counterparties over a period of time. A default by the counterparty combined with a fall in the value of the collateral below that of the value of the securities lent may result in a reduction in the value of the Fund. The ICAV intends to ensure that all securities lending is fully collateralised but, to the extent that any securities lending is not fully collateralised (for example due to timing issues arising from payment lags), the Funds will have a credit risk exposure to the counterparties to the securities lending contracts. To offset potential losses that might arise due to these risks, a borrower default indemnity is provided by BlackRock, Inc., compensating affected funds should the collateral received not cover the value of the securities loaned in the event of a borrower default.

Counterparty Risk

A Fund will be exposed to the credit risk of the parties with which it transacts and may also bear the risk of settlement default. Credit risk is the risk that the counterparty to a financial instrument will fail to discharge an obligation or commitment that it has entered into with the relevant Fund. This would include the counterparties to any derivatives, repurchase or reverse repurchase agreement or securities lending agreement that it enters into. Trading in derivatives which have not been collateralised gives rise to direct counterparty exposure. The relevant Fund mitigates much of its credit risk to its derivative counterparties by receiving collateral with a value at least equal to the exposure to each counterparty but, to the extent that any derivative is not fully collateralised, a default by the counterparty may result in a reduction in the value of the Fund. A formal review of each new counterparty is completed and all approved counterparties are monitored and reviewed on an ongoing basis. The Fund maintains an active oversight of counterparty exposure and the collateral management process.

Counterparty Risk to the Depositary

The assets of the ICAV are entrusted to the Depositary for safekeeping, as set out in further detail in the section

of the Prospectus headed “Duties of the Depositary”. In accordance with the Directive, in safekeeping the assets of the ICAV, the Depositary shall: (a) hold in custody all financial instruments that may be registered in a financial instruments account opened in the Depositary's books and all financial instruments that can be physically delivered to the Depositary; and (b) for other assets, verify the ownership of such assets and maintain a record accordingly. The assets of the ICAV should be identified in the Depositary's books as belonging to the ICAV.

Securities held by the Depositary should be segregated from other securities/assets of the Depositary in accordance with applicable law and regulation, which mitigates but does not exclude the risk of non-restitution in case of bankruptcy of the Depositary. The investors are therefore exposed to the risk of the Depositary not being able to fully meet its obligation to reconstitute all of the assets of the ICAV in the case of bankruptcy of the Depositary. In addition, a Fund's cash held with the Depositary may not be segregated from the Depositary's own cash / cash under custody for other clients of the Depositary, and a Fund may therefore rank as an unsecured creditor in relation thereto in the case of bankruptcy of the Depositary.

The Depositary may not keep all the assets of the ICAV itself but may use a network of sub-custodians which are not always part of the same group of companies as the Depositary. Investors may be exposed to the risk of bankruptcy of the sub-custodians in circumstances in which the Depositary may have no liability where the loss incurred is as a result of an external event beyond the control of the Depositary, the consequences of which would have been unavoidable despite all reasonable efforts to the contrary.

A Fund may invest in markets where custodial and/or settlement systems are not fully developed. The assets of the Fund that are traded in such markets and which have been entrusted to such sub-custodians may be exposed to risk in circumstances in which the Depositary may have no liability where the loss incurred is as a result of an external event beyond the control of the Depositary, the consequences of which would have been unavoidable despite all reasonable efforts to the contrary.

Fund liability risk

The ICAV is structured as an umbrella fund with segregated liability between its Funds. As a matter of Irish law, the assets of one Fund will not be available to meet the liabilities of another. However, the ICAV is a single legal entity that may operate or have assets held on its behalf or be subject to claims in other jurisdictions that may not necessarily recognise such segregation of liability.

Market leverage

The Funds will not use borrowing to purchase additional investments but may be expected, via derivative positions, to obtain market leverage (gross market exposure, aggregating both long and synthetic short positions, in excess of net asset value). The Investment Manager will seek to make absolute returns from relative value decisions between markets (“this market will do better than that market”), as well as from directional views on the absolute return of markets (“this market is going to go up or down”). The extent of market leverage is likely to depend on the degree of correlation between positions. The higher the degree of correlation, the greater is the likelihood and probable extent of market leverage.

Performance fee

The Investment Manager may be entitled to a performance fee. Whilst the key objectives of the performance fee are to further strengthen the alignment of interest between the Manager and the investors and to reward outperformance, the performance fee may create an incentive for the Manager and its delegates to make riskier investments and trades than they would have done in the absence of a performance fee.

Transfer of collateral

In order to use derivatives the Funds will enter into arrangements with counterparties which may require the payment of collateral or margin out of a Fund's assets to act as cover to any exposure by the counterparty to the Fund. If the title to any such collateral or margin transferred is transferred to the counterparty, it becomes an asset of such counterparty and may be used by the counterparty as part of its business. Collateral so transferred will not be held in custody by the Depositary for safekeeping, but collateral positions will be overseen and reconciled by the Depositary. Where the collateral is pledged by the Fund to the benefit of the relevant counterparty, then such counterparty may not rehypothecate the assets pledged to it as collateral without the Fund's consent.

Liquidity risk

Trading volumes in the underlying investments of the Funds may fluctuate significantly depending on market sentiment. There is a risk that investments made by the Funds may become less liquid in response to market developments, adverse investor perceptions or regulatory and government intervention (including the possibility of

widespread trading suspensions implemented by domestic regulators). In extreme market conditions, there may be no willing buyer for an investment and that investment cannot be readily sold at the desired time or price, and consequently the relevant Fund may have to accept a lower price to sell the relevant investment or may not be able to sell the investment at all. An inability to sell a particular investment or portion of a Fund's assets can have a negative impact of the value of the relevant Fund or prevent the relevant Fund from being able to take advantage of other investment opportunities.

Investment in equity securities issued by unlisted companies, small and mid-capitalisation companies and companies based in emerging countries are particularly subject to the risk that during certain market conditions, the liquidity of particular issuers, sectors or industries, or all securities within a particular investment category, will reduce or disappear suddenly and without warning as a result of adverse economic, market or political events, or adverse market sentiment.

Liquidity risk also includes the risk that relevant Funds, including those Funds with a concentrated exposure to such issuers, sectors or industries, may be forced to defer redemptions, issue in specie redemptions or suspend dealing because of stressed market conditions, an unusually high volume of redemption requests, or other factors beyond the control of the investment manager. To meet redemption requests, the relevant Funds may be forced to sell investments at an unfavourable time and/or conditions, which may have a negative impact on the value of your investment. Investors in an impacted Fund may also experience increased dealing costs as a result of anti-dilution measures taken by the Manager (see paragraph (b) of Appendix D).

Cybersecurity risk

A Fund or any of the service providers, including the Manager and the Investment Manager, may be subject to risks resulting from cybersecurity incidents and/or technological malfunctions. A cybersecurity incident is an event that may cause a loss of proprietary information, data corruption or a loss of operational capacity. Cybersecurity incidents can result from deliberate cyber attacks or unintentional events. Cyber attacks include, but are not limited to, gaining unauthorised access to digital systems (e.g. through hacking or malicious software coding) for the purposes of misappropriating assets or sensitive information, corrupting data, releasing confidential information without authorisation or causing operational disruption. Cyber attacks may also be carried out in a manner that does not require gaining unauthorised access, such as causing denial-of-service attacks on websites, which may make network services unavailable to intended users. The issuers of securities and counterparties to other financial instruments in which a Fund invests may also be subject to cybersecurity incidents.

Cybersecurity incidents may cause a Fund to suffer financial losses, interfere with a Fund's ability to calculate its Net Asset Value, impede trading, disrupt the ability of investors to subscribe for, exchange or redeem their Shares, violate privacy and other laws and incur regulatory fines, penalties, reputational damage, reimbursement or other compensation costs, or additional compliance costs. Cyber-attacks may render records of assets and transactions of a Fund, Shareholder ownership of Shares, and other data integral to the functioning of a Fund inaccessible, inaccurate or incomplete. In addition, substantial costs may be incurred in order to prevent any cybersecurity incidents in the future which may adversely impact a Fund.

While the Manager and the Investment Manager have established business continuity plans and risk management strategies to seek to prevent cybersecurity incidents, there are inherent limitations in such plans and strategies, including the possibility that certain risks have not been identified given the evolving nature of the threat of cyber-attacks.

Furthermore, none of the Funds, the Manager or the Investment Manager can control the business continuity plans or cybersecurity strategies put in place by other service providers to a Fund or issuers of securities and counterparties to other financial instruments in which a Fund invests. The Investment Manager rely on its third party service providers for many of their day-to-day operations and will be subject to the risk that the protections and policies implemented by those service providers will be ineffective to protect the Investment Manager or a Fund from cyber-attack.

ESG Policy risk

Where a Fund has an ESG policy, as described in Appendix A, the Fund will, in addition to other investment criteria set out in its investment policy, take into account, in accordance with that policy, environmental, social and governance ("ESG") characteristics when selecting the Fund's investments. Investors should refer to each relevant Fund's ESG Policy set out in Appendix A (where applicable) for more information.

A Fund's ESG Policy is expected to include the application of ESG-based exclusionary criteria which may result in such Fund foregoing opportunities to purchase, or otherwise reducing exposure to or underweighting, certain securities when it might otherwise be advantageous to carry out such purchase or maintain its holding of such securities, and/or selling securities due to their ESG characteristics, when to do so might otherwise be disadvantageous. As such, the use of such criteria may affect a Fund's investment performance and a Fund may perform differently compared to similar funds that do not apply such criteria. If the Investment Manager's assessment of ESG characteristics of a security changes, guiding the Investment Manager to sell a security already held or to buy a security not held, none of the Fund, the ICAV, the Manager, the Investment Manager nor their affiliates accept liability in relation to that assessment. Furthermore, investors should note that relevant exclusions might not correspond directly with investors' own subjective ethical views.

In assessing a security, issuer or index based on ESG characteristics, the Investment Manager may be dependent upon information and data from third party ESG research providers, which may be incomplete, inaccurate or unavailable. It may also seek to rely on its own proprietary models which may similarly rely on information which is incomplete, inaccurate or unavailable. As a result, there is a risk that the Investment Manager may incorrectly assess a security, issuer or index. There is also a risk that the Investment Manager, or third party ESG research providers on which the Investment Manager may depend, may not interpret or apply the relevant ESG characteristics correctly. None of any relevant Fund, the ICAV, the Manager, the Investment Manager or any of their affiliates makes any representation or warranty, express or implied, with respect to the fairness, correctness, accuracy, reasonableness or completeness of any such ESG assessment.

Sustainability Risks – General

Sustainability risk is an inclusive term to designate investment risk (probability or uncertainty of occurrence of material losses relative to the expected return of an investment) that relates to environmental, social or governance issues.

Sustainability risk around environmental issues includes, but is not limited to, climate risk, both physical and transition risk. Physical risk arises from the physical effects of climate change, acute or chronic. For example, frequent and severe climate-related events can impact products and services and supply chains. Transition risk whether policy, technology, market or reputation risk arises from the adjustment to a low-carbon economy in order to mitigate climate change. Risks related to social issues can include but are not limited to labour rights and community relations. Governance related risks can include but are not limited to risks around board independence, ownership & control, or audit & tax management. These risks can impact an issuer's operational effectiveness and resilience as well as its public perception, and reputation affecting its profitability and in turn, its capital growth, and ultimately impacting the value of holdings in a Fund.

These are only examples of sustainability risk factors and sustainability risk factors do not solely determine the risk profile of the investment. The relevance, severity, materiality and time horizon of sustainability risk factors and other risks can differ significantly by Funds.

Sustainability risk can manifest itself through different existing risk types (including, but not limited to, market, liquidity, concentration, credit, asset-liability mismatches etc.). By way of example, a Fund may invest in the equity or debt of an issuer that could face potentially reduced revenues or increased expenditures from physical climate risk (e.g. decreased production capacity due to supply chain perturbations, lower sales due to demand shocks or higher operating or capital costs) or transition risk (e.g. decreased demand for carbon-intensive products and services or increased production costs due to changing input prices). As a result, sustainability risk factors may have a material impact on an investment, may increase the volatility, affect liquidity and may result in a loss to the value of a Fund's Shares.

The impact of those risks may be higher for Funds with particular sectoral or geographic concentrations e.g., Funds with geographical concentration in locations susceptible to adverse weather conditions where the value of the investments in the Funds may be more susceptible to adverse physical climate events or Funds with specific sectoral concentrations such as investing in industries or issuers with high carbon intensity or high switching costs associated with the transition to low carbon alternatives, may be more impacted by climate transition risks.

All or a combination of these factors may have an unpredictable impact on the relevant Fund's investments. Under normal market conditions such events could have a material impact on the value of a Fund's Shares.

While index providers of the benchmark indices of the Funds provide descriptions of what each benchmark index is designed to achieve, index providers do not generally provide any warranty or accept any liability in relation to the quality, accuracy or completeness of data in respect of their benchmark indices or in their index methodology documents, nor any guarantee that the published indices will be in line with their described benchmark index methodologies. Errors in respect of the quality, accuracy and completeness of the data may occur from time to time and may not be identified and corrected for a period of time, in particular where the indices are less commonly used.

The impacts of sustainability risk are likely to develop over time and new sustainability risks may be identified as further data and information regarding sustainability factors and impacts becomes available.

Unconstrained Investment Risk

Certain Funds, as described in Appendix A, may have an unconstrained investment style (i.e. the Investment Manager will not take into consideration the specific constituents of any benchmark index when selecting investments for such Funds, unless otherwise disclosed in the investment policies section applicable to a Fund). Accordingly, the active risk (i.e. the degree of deviation between the returns of any such Fund and the returns of any benchmark indices which are broadly representative of the universe of securities in which such Funds invest) taken on by such Funds is expected to be significant. As a result, such Funds will be particularly reliant on the ability of the Investment Manager to identify securities that perform well, and the failure of the Investment Manager to do so may result in such Funds underperforming market performance (as represented by benchmark indices) and/or suffering capital losses, which may be significant. There can be no guarantee that such Funds will outperform, or indeed match the performance of, any benchmark index.

Portfolio Concentration Risk

Certain Funds, as described in Appendix A, may invest in a limited number of securities compared to other more diversified funds holding a larger number of securities. Where a Fund holds a limited number of securities and is considered concentrated, the value of the Fund may fluctuate more than that of a diversified fund holding a greater number of securities. The selection of securities in a concentrated portfolio may also result in sectoral and geographical concentration.

For Funds with sectoral concentration, the value of the Funds may be more volatile than other more diversified funds. The companies within these sectors may have limited product lines, markets, or financial resources, or may depend on a limited management group. Such Funds may also be subject to rapid cyclical changes in investor activity and / or the supply of and demand for specific products and services. As a result, a stock market or economic downturn in the relevant specific sector or sectors would have a larger impact on a Fund that concentrates its investments in that sector or sectors than on a more diversified fund.

For Funds with geographical concentration, the value of the Funds may be more susceptible to adverse economic, political, policy, foreign exchange, liquidity, tax, sustainability-related, legal or regulatory events affecting the relevant market.

Smaller Capitalisation Companies

The securities of smaller companies may be subject to more abrupt or erratic market movements than larger, more established companies or the market average in general. These companies may have limited product lines, markets or financial resources, or they may be dependent on a limited management group. Full development of those companies takes time. In addition, many small company stocks trade less frequently and in smaller volume, and may be subject to more abrupt or erratic price movements than stocks of large companies. The securities of small companies may also be more sensitive to market changes than the securities of large companies. These factors may result in above-average fluctuations in the Net Asset Value of a Fund.

Model Risk

This risk is applicable to the following Funds: BlackRock Global Corporate Sustainable Credit Screened Fund;

BlackRock Advantage Asia ex Japan Equity Fund; BlackRock Advantage Emerging Markets Equity Fund; BlackRock Advantage Europe Equity Fund; BlackRock Advantage Europe ex UK Equity Fund; BlackRock Sustainable Advantage US Equity Fund; BlackRock Sustainable Advantage World Equity Fund; BlackRock Systematic ESG Equity Absolute Return Fund and BlackRock Systematic Multi-Strategy ESG Screened Fund.

The Funds seek to pursue their investment objectives by using proprietary models that incorporate quantitative analysis. Investments selected using these models may perform differently than as forecasted due to the factors incorporated into the models and the weighting of each factor, changes from historical trends, and issues in the construction and implementation of the models (including, but not limited to, software issues and other technological issues). There is no guarantee that BlackRock's use of these models will result in effective investment decisions for the Funds. The information and data used in the models may be supplied by third parties. Inaccurate or incomplete data may limit the effectiveness of the models. In addition, some of the data that BlackRock uses may be historical data, which may not accurately predict future market movement. There is a risk that the models will not be successful in selecting investments or in determining the weighting of investment positions that will enable the Funds to achieve their investment objective.

Equity risks

The values of equities fluctuate daily and a Fund investing in equities could incur significant losses. The price of equities can be influenced by many factors at the individual company level, as well as by broader economic and political developments, including changes in investment sentiment, trends in economic growth, inflation and interest rates, issuer-specific factors, corporate earnings reports, demographic trends and catastrophic events.

Fixed Income risks

The following are risks applicable to Funds investing in fixed income and fixed income-related securities:

General risks

Fixed income securities are subject to both actual and perceived measures of creditworthiness. The "downgrading" of a rated fixed income security or its issuer or adverse publicity and investor perception, which may not be based on fundamental analysis, could decrease the value and liquidity of the security, particularly in a thinly traded market. In certain market environments this may lead to investments in such securities becoming less liquid, making it difficult to dispose of them.

A Fund may be affected by changes in prevailing interest rates and by credit quality considerations. Changes in market rates of interest will generally affect a Fund's asset values as the prices of fixed rate securities generally increase when interest rates decline and decrease when interest rates rise. Prices of shorter-term securities generally fluctuate less in response to interest rate changes than do longer-term securities.

An economic recession may adversely affect an issuer's financial condition and the market value of high yield fixed income securities issued by such entity. The issuer's ability to service its debt obligations may be adversely affected by specific issuer developments, or the issuer's inability to meet specific projected business forecasts, or the unavailability of additional financing. In the event of bankruptcy of an issuer, a Fund may experience losses and incur costs.

Risks of Investment in High Yield Fixed Income Securities

Non-investment grade or unrated fixed income securities, also known as "high-yield" fixed income securities, may carry a greater risk of default than higher rated fixed income securities. In addition, non-investment grade securities tend to be less liquid and more volatile than higher rated securities, so that adverse economic events may have a greater impact on the prices of non-investment grade securities than on higher rated securities. Such securities are also subject to greater risk of loss of principal and interest than higher rated fixed-income securities. Further, an issuer's ability to service its debt obligations may be adversely affected by specific issuer developments, for example, an economic recession may adversely affect an issuer's financial condition and the market value of high yield fixed income securities issued by such entity.

Sovereign Debt

Sovereign debt refers to debt obligations (including fixed income securities) issued or guaranteed by governments or their agencies and instrumentalities (each a “governmental entity”). Investments in sovereign debt may involve a degree of risk. The governmental entity that controls the repayment of sovereign debt may not be able or willing to repay the principal and/or interest when due in accordance with the terms of such debt. A governmental entity’s willingness or ability to repay principal and interest due in a timely manner may be affected by, among other factors, its cash flow situation, the extent of its foreign reserves, the availability of sufficient foreign exchange on the date a payment is due, the relative size of the debt service burden to the economy as a whole, the governmental entity’s policy towards the international monetary bodies, any constraints placed on it by inclusion in a common monetary policy, or any other constraints to which a governmental entity might be subject. Governmental entities may also be dependent on expected disbursements from foreign governments, multilateral agencies and other foreign entities to reduce principal and interest arrears on their debt. The commitment on the part of these governments, agencies and others to make such disbursements may be conditioned on a governmental entity’s implementation of economic reforms and/or economic performance and the timely service of such debtor’s obligations. Failure to implement such reforms, achieve such levels of economic performance or repay principal or interest when due may result in the cancellation of such third parties’ commitments to lend funds to the governmental entity, which may further impair such debtor’s ability or willingness to service its debt on a timely basis. Consequently, governmental entities may default on their sovereign debt. Holders of sovereign debt, including a Fund, may be requested to participate in the rescheduling of such debt and to extend further loans to governmental entities. Sovereign debt holders may also be affected by additional constraints relating to sovereign issuers which may include (i) the restructuring of such debt (including the reduction of outstanding principal and interest and or rescheduling of repayment terms) without the consent of the impacted Fund(s) (e.g. pursuant to legislative actions unilaterally taken by the sovereign issuer and/or decisions made by a qualified majority of the lenders); and (ii) the limited legal recourses available against the sovereign issuer in case of failure of or delay in repayment (for example there may be no bankruptcy proceedings available by which sovereign debt on which a government entity has defaulted may be recovered).

Convertible Bonds

A Fund may invest in convertible bonds, which may include corporate notes or preferred stock but are ordinary long-term debt obligations of the issuer convertible at a stated exchange rate into common stock of the issuer. As with all debt securities, the market value of convertible bonds tends to decline as interest rates increase and, conversely, to increase as interest rates decline. Convertible bonds generally offer lower interest or dividend yields than non-convertible securities of similar quality. However, when the market price of the common stock underlying a convertible security exceeds the conversion price, the price of the convertible security tends to reflect the value of the underlying common stock. As the market price of the underlying common stock declines, the convertible security tends to trade increasingly on a yield basis, and thus may not depreciate to the same extent as the underlying common stock. Convertible bonds generally rank senior to common stocks in an issuer’s capital structure and are consequently of higher quality and entail less risk than the issuer’s common stock.

Bank Corporate Bonds “Bail-in” Risk

Corporate bonds issued by a financial institution in the European Union may be subject to the risk of a write down or conversion (i.e. “bail-in”) by an EU authority in circumstances where the financial institution is unable to meet its financial obligations. This may result in bonds issued by such financial institution being written down (to zero), converted into equity or alternative instrument of ownership, or the terms of the bond may be varied. ‘Bail-in’ risk refers to the risk of EU member state authorities exercising powers to rescue troubled banks by writing down or converting rights of their bondholders in order to absorb losses of, or recapitalise, such banks. Investors should be alerted to the fact that EU member state authorities are more likely to use a “bail-in” tool to rescue troubled banks, instead of relying on public financial support as they have in the past as EU member state authorities now consider that public financial support should only be used as a last resort after having assessed and exploited, to the maximum extent practicable, other resolution tools, including the “bail-in” tool. A bail-in of a financial institution is likely to result in a reduction in value of some or all of its bonds (and possibly other securities) and a Fund holding such securities when a bail-in occurs will also be similarly impacted.

Risks associated with Contingent Convertible Bonds

A contingent convertible bond is a type of complex debt security which may be converted into the issuer’s equity or be partly or wholly written off if a pre-specified trigger event occurs. Trigger events may be outside of the issuer’s control. Common trigger events include the share price of the issuer falling to a particular level for a

certain period of time or the issuer's capital ratio falling to a pre-determined level. Coupon payments on certain contingent convertible bonds may be entirely discretionary and may be cancelled by the issuer at any point, for any reason, and for any length of time.

Events that trigger the conversion from debt into equity are designed so that conversion occurs when the issuer of the contingent convertible bonds is in financial difficulty, as determined either by regulatory assessment or objective losses (e.g. if the capital ratio of the issuer company falls below a pre-determined level).

Investment in contingent convertible bonds may entail the following (non-exhaustive) risks:

Contingent convertible bonds' investors may suffer a loss of capital when equity holders do not.

Trigger levels differ and determine exposure to conversion risk depending on the distance of the capital ratio to the trigger level. It might be difficult for the Fund to anticipate the trigger events that would require the debt to convert into equity. Furthermore, it might be difficult for the Fund to assess how the securities will behave upon conversion.

In case of conversion into equity, the relevant Fund might be forced to sell these new equity shares because the investment policy of the relevant Fund may not allow equity in its portfolio. Such a forced sale, and the increased availability of these shares might have an effect on market liquidity in so far as there may not be sufficient demand for these shares. Investment in contingent convertible bonds may also lead to an increased industry concentration risk and thus counterparty risk as such securities are issued by a limited number of banks. Contingent convertible bonds are usually subordinated to comparable non-convertible securities, and thus are subject to higher risks than other debt securities.

In the event that a contingent convertible bond is written off (a "write-down") as the result of a pre-specified trigger event, the Fund may suffer a full, partial or staggered loss of the value of its investment. A write-down may be either temporary or permanent.

In addition, most contingent convertible bonds are issued as perpetual instruments which are callable at pre-determined dates. Perpetual contingent convertible bonds may not be called on the pre-defined call date and investors may not receive return of principal on the call date or at any date.

Derivatives and other complex instrument techniques

Particular risks of OTC derivative transactions

In general there is less governmental regulation and supervision of transactions in the OTC markets than organised stock exchanges. Many of the protections afforded to transactions on organised exchanges such as the performance guarantee of an exchange clearing house may not exist for OTC transactions. The risk of counterparty default therefore exists. To mitigate this risk the ICAV will only use preferred counterparties which it believes to be creditworthy and may reduce the exposure incurred in connection with such transactions through the use of letter of credit or collateral. However there can be no guarantee that counterparty will not default or that a Fund will not sustain losses as a result.

The Investment Manager will continuously assess the credit or counterparty risk as well as the potential risk, which is for trading activities, the risk resulting from adverse movements in the level of volatility of market prices and will assess the hedging effectiveness on an ongoing basis. It will define specific internal limits applicable to these kinds of operations and monitor the counterparties accepted for transactions.

In addition to the above the OTC market may be illiquid and it may not always be possible to execute a transaction quickly at an attractive price. From time to time the counterparties with which the ICAV effects the transactions might cease making markets or quoting prices in certain of the instruments. In such instances the ICAV might be unable to enter into a desired transaction in currencies, credit default swaps or total return swaps or enter into an offsetting transaction with respect to an open position which might adversely affect its performance. Further in contrast to exchange traded instruments, forward, spot and option contracts on currencies do not provide the Manager and the Investment Manager with the possibility to offset the ICAV's obligations through an equal and opposite transaction. For this reason entering into forward, spot or options contracts, the ICAV may be required, and must be able to, perform its obligations under the contracts.

Options

An option is the right (but not the obligation) to buy or sell a particular asset or index at a stated price at some date in the future. In exchange for the rights conferred by the option, the option buyer has to pay the option seller a premium for carrying on the risk that comes with the obligation. The option premium depends on the strike price, volatility of the underlying asset, as well as the time remaining to expiration. Options may be listed or dealt in OTC.

A Fund may enter into option transactions as either the buyer or seller of this right and may combine them to form a particular trading strategy as well as use options for reducing an existing risk.

If the Investment Manager or its delegate is incorrect in its expectation of changes in the market prices or determination of the correlation between the particular assets or indices on which the options are written or purchased and the assets in a Fund's investment portfolio, that Fund may incur losses that it would not otherwise incur.

Credit default swaps, interest rate swaps and total return swaps

The use of credit default swaps may carry a higher risk than investing in bonds directly. A credit default swap allows the transfer of default risk. This allows investors to effectively buy insurance on a bond they hold (hedging the investment) or buy protection on a bond they do not physically own where the investment view is that the stream of coupon payments required will be less than the payments received due to the decline in credit quality. Conversely, where the investment view is that the payments due to decline in credit quality will be less than the coupon payments, protection will be sold by means of entering into a credit default swap. Accordingly, one party, the protection buyer, makes a stream of payments to the seller of protection, and a payment is due to the buyer in the event that there is a "credit event" (a decline in credit quality, which will be pre-defined in the agreement). If the credit event does not occur the buyer pays all the required premiums and the swap terminates on maturity with no further payments. The risk of the buyer is therefore limited to the value of the premiums paid.

The market for credit default swaps may sometimes be more illiquid than bond markets. A Fund entering into credit default swaps must at all times be able to meet the redemption requests. Credit default swaps are valued on a regular basis according to verifiable and transparent valuation methods reviewed by the Auditors.

Interest rate swaps involve an exchange with another party of respective commitments to pay or receive interest, such as an exchange of fixed rate payments for floating rate payments. Total return swaps involve the exchange of the right to receive the total return, coupons plus capital gains or losses, of a specified reference asset, index or basket of assets against the right to make fixed or floating payments. The Funds may enter into swaps as either the payer or receiver of payments under such swaps.

Where a Fund enters into interest rate or total return swaps on a net basis, the two payment streams are netted out, with each party receiving or paying, as the case may be, only the net amount of the two payments. Interest rate or total return swaps entered into on a net basis do not involve the physical delivery of investments, other underlying assets or principal. Accordingly, it is intended that the risk of loss with respect to interest rate swaps is limited to the net amount of interest payments that a Fund is contractually obliged to make (or in the case of total return swaps, the net amount of the difference between the total rate of return of a reference investment, index or basket of investments and the fixed or floating payments). If the other party to an interest rate or total return swap defaults, in normal circumstances each Fund's risk of loss consists of the net amount of interest or total return payments that each party is contractually entitled to receive. In contrast, currency swaps usually involve the delivery of the entire principal value of one designated currency in exchange for the other designated currency. Therefore, the entire principal value of a currency swap is subject to the risk that the other party to the swap will default on its contractual delivery obligations.

The use of credit default swaps, interest rate swaps and total return swaps is a specialised activity which involves investment techniques and risks different from those associated with ordinary portfolio securities transactions. If the Investment Manager is incorrect in its forecasts of market values, the investment performance of the Fund would be less favourable than it would have been if these investment techniques were not used.

The counterparties of the above transactions will be first class institutions.

Other investment risks

Emerging markets

Each Fund may invest in emerging markets and some of these investments may be made through other CIS. Investing in emerging markets involves certain risks and special considerations not typically associated with investing in other more established economies or securities markets apply. Such risks may include: (a) the risk of nationalisation or expropriation of assets or confiscatory taxation; (b) social, economic and political uncertainty; which may impact on the value of the securities the Fund invests in; (c) greater price fluctuations which may lead to losses, (d) less liquidity and markets may be less efficient, which may make it difficult for the Fund to purchase or sell securities from these markets, (e) smaller capitalisation of securities markets; (f) currency exchange rate fluctuations impacting the value of the relevant investment; (g) high rates of inflation leading to devaluation of the investments in the Fund; (h) differences in auditing and financial reporting standards which may result in the unavailability of material information about issuers and might overstate the profitability of individual securities in which the Fund invests, resulting in long term loss to the Fund; (i) less extensive regulation of the securities markets; which may result in more volatile stock prices and potential loss of investment; (j) longer settlement periods for securities transactions; (k) less developed corporate laws regarding fiduciary duties of officers and directors and the protection of investors; (l) restrictions on the expatriation of funds or other assets might be imposed which limit the Fund's ability to liquidate or acquire assets to the detriment of investors; (m) the investment in markets where trustee and/or settlement systems are not fully developed, as a result transaction and custody costs in emerging markets can be high and delays and risks of loss attendant in settlement procedures can occur and (n) the existence of overburdened infrastructures and obsolete financial systems also presents risks in certain countries, as do environmental problems which may be exacerbated by climate change. In addition, assets of the Fund which are traded in markets and which have been entrusted to sub-custodians, in circumstances where the use of sub-trustees is necessary, may be exposed to risk. As a result of some of these characteristics there could be additional impacts on the value of the Fund as a result of sustainability risks, in particular those caused by environmental changes related to climate change, social issues (including but not limited to relating to labour rights) and governance risk (including but not limited to risks around board independence, ownership & control, or audit & tax management). Additionally, disclosures or third-party data coverage associated with sustainability risks is generally less available or transparent in these markets.

Restrictions on Foreign Investment

Some countries prohibit or impose substantial restrictions on investments by foreign entities such as a Fund. As illustrations, certain countries require governmental approval prior to investments by foreign persons, or limit the amount of investment by foreign persons in a particular company, or limit the investment by foreign persons in a company to only a specific class of securities which may have less advantageous terms than securities of the company available for purchase by nationals. Certain countries may restrict investment opportunities in issuers or industries deemed important to national interests. The manner in which foreign investors may invest in companies in certain countries, as well as limitations on such investments, may have an adverse impact on the operations of a Fund. For example, a Fund may be required in certain of such countries to invest initially through a local broker or other entity and then have the share purchases re-registered in the name of the Fund. Re-registration may in some instances not be able to occur on a timely basis, resulting in a delay during which a Fund may be denied certain of its rights as an investor, including rights as to dividends or to be made aware of certain corporate actions. There also may be instances where a Fund places a purchase order but is subsequently informed, at the time of re-registration, that the permissible allocation to foreign investors has been filled, depriving the Fund of the ability to make its desired investment at the time. Substantial limitations may exist in certain countries with respect to a Fund's ability to repatriate investment income, capital or the proceeds of sales of securities by foreign investors. A Fund could be adversely affected by delays in, or a refusal to grant any required governmental approval for repatriation of capital, as well as by the application to the Fund of any restriction on investments. A number of countries have authorised the formation of closed-end investment companies to facilitate indirect foreign investment in their capital markets. Shares of certain closed-end investment companies may at times be acquired only at market prices representing premiums to their net asset values. If a Fund acquires shares in closed-end investment companies, shareholders would bear both their proportionate share of expenses in the Fund (including management fees) and, indirectly, the expenses of such closed end investment companies. In addition, certain countries such as India and the PRC implement quota restrictions on foreign ownership of certain onshore investments. These investments may at times be acquired only at market prices representing premiums to their net asset values and such premiums may ultimately be borne by the relevant Fund. A Fund may also seek, at its own cost, to create its own investment entities under the laws of certain countries.

Investments in Brazil

On 14 September 2016, the Brazilian tax authorities issued Normative Instruction 1658/16 amending the list of countries considered to be 'low tax jurisdictions' to include Curacao, Saint Martin and Ireland and exclude the Netherlands Antilles and Saint Kitts and Nevis. The changes were effective from 1 October 2016 onwards. As a

consequence, Brazilian capital gains tax and increased income withholding tax rates on interest on capital distributions apply to Brazilian securities. Where material (in the view of the Investment Manager), such capital gains tax will be accrued in the valuation of the relevant Fund. Where non-material (in the view of the Investment Manager) and where such capital gains tax arises on portfolio transactions relating to redemptions, such transactions may be dealt with in accordance with the swing pricing mechanism described under the heading “Determination of Net Asset Value and Temporary Suspension of Dealings” and may result in a reduction in the Net Asset Value applicable to such redemption thereby reducing the net proceeds received for the redemption. For the avoidance of doubt, any capital gains tax incurred as a result of portfolio transactions not related to redemptions (e.g. a rebalancing) will be borne by the relevant Fund.

Russia

The laws relating to securities investment and regulation have been created on an ad-hoc basis and do not tend to keep pace with market developments leading to ambiguities in interpretation and inconsistent and arbitrary application. Monitoring and enforcement of applicable regulations is rudimentary. Securities in Russia are dematerialised and the only legal evidence of ownership is entry of the holder’s name on the register of the issuer. The concept of fiduciary duty is not well established and so shareholders in Russian companies may suffer dilution or loss of investment due to the actions of management without satisfactory legal remedy. Rules regulating corporate governance either do not exist or are undeveloped and offer little protection to minority shareholders.

The United States and the European Union, along with the regulatory bodies of a number of countries including Japan, Australia and Canada (collectively, “Sanctioning Bodies”), have imposed economic sanctions on certain Russian individuals and Russian financial institutions. The Sanctioning Bodies could also institute broader sanctions on Russia. These sanctions, or even the threat of further sanctions, may result in the decline of the value and liquidity of Russian securities, a weakening of the ruble or other adverse consequences to the Russian economy. These sanctions could also result in the immediate freeze of Russian securities, impairing the ability of the Fund to buy, sell, receive or deliver those securities.

The sanctions against certain Russian issuers include prohibitions on transacting in or dealing in new debt of longer than 14 or 60 days’ maturity or new equity of such issuers. Securities held by a Fund issued prior to the date of the sanctions being imposed are not currently subject to any restrictions under the sanctions. However, compliance with each of these sanctions may impair the ability of a Fund to buy, sell, hold, receive or deliver the affected securities or other securities of such issuers. If it becomes impracticable or unlawful for a Fund to hold securities subject to, or otherwise affected by, sanctions (collectively, “affected securities”), or if deemed appropriate by a Fund’s Investment Manager, a Fund may prohibit in-kind deposits of the affected securities in connection with creation transactions and instead require a cash deposit, which may also increase a Fund’s transaction costs.

Current or future sanctions may result in Russia taking counter measures or retaliatory actions, which may further impair the value and liquidity of Russian securities. These retaliatory measures may include the immediate freeze of Russian assets held by a Fund. In the event of such a freeze of any fund assets, including depositary receipts, a Fund may need to liquidate non-restricted assets in order to satisfy any fund redemption orders. The liquidation of fund assets during this time may also result in a Fund receiving substantially lower prices for its securities.

Investment will only be made in Russia in securities that are traded on the Moscow Exchange.

India

For Funds that invest in or are exposed to investment in India, potential investors should also consider the following risk warnings which are specific to investing in or exposure to India:

- India is located in a part of the world that has historically been prone to natural disasters such as earthquakes, volcanoes and tsunamis and India is economically sensitive to environmental events. In addition, the agricultural sector is an important component of the Indian economy and adverse weather may have a significant negative effect on the Indian economy.
- India has experienced a process of privatisation of certain entities and industries. If the newly privatised companies are unable to adjust quickly to a competitive environment or to changing regulatory and legal standards, investors in such newly privatised entities could suffer losses and this could adversely affect the performance of the Indian market.

- The Indian economy is dependent on commodity prices and the economies of Asia, mainly Japan and China, and the United States as key trading partners. Reduction in spending on Indian products and services by any of these trading partners or a slowdown or recession in any of these economies could adversely affect the Indian economy.
- India has experienced acts of terrorism and has strained international relations with Pakistan, Bangladesh, China, Sri Lanka and other neighbours due to territorial disputes, historical animosities, terrorism and other defence concerns. These situations may cause uncertainty in the Indian market and may adversely affect performance of the Indian economy.
- Disparities of wealth, the pace of economic liberalisation and ethnic, religious and racial disaffection may lead to social turmoil, violence and labour unrest in India. In addition, India continues to experience religious and border disputes as well as separatist movements in certain Indian states. Unanticipated political or social developments may result in investment losses.
- The Indian government has experienced chronic structural public sector deficits. High amounts of debt and public spending may stifle Indian economic growth, cause prolonged periods of recession or lower India's sovereign debt rating.

Licensing in India

In order to invest physically in Indian securities, a Fund is required to be registered as a Foreign Portfolio Investor ("FPI") under the Securities and Exchange Board of India (Foreign Portfolio Investors) Regulations 2014. In order to be registered as a FPI, each Fund is required to demonstrate that it satisfies the following broad based criteria: (i) the Fund must have a minimum of 20 investors including, both, direct investors and underlying investors in pooling vehicles; (ii) no investor shall hold over 49% of the Shares or value of the Fund; and (iii) no underlying beneficial owner shall hold over 25% of the Shares or value of the Fund. Institutional investors who hold over 49% of the Shares or value of the Fund must themselves comply with broad based criteria. Underlying beneficial owners who hold over 25% of the Shares or value of the Fund are required to provide their consent to the FPI registration, and to that end have their client information disclosed to the relevant depository participant and Securities and Exchange Board of India. This criteria has been highlighted to investors. To the extent that investors in a Fund which invests physically in Indian securities under a FPI licence, do not meet the above criteria or disclosure requirement, the Fund may lose its FPI licence and may no longer be able to invest physically in Indian securities.

Risks related to Investment in the PRC via Stock Connect

Stock Connect

Funds investing in the PRC may invest in China A Shares of companies incorporated in the PRC and traded on the SSE or SZSE which are quoted in RMB via Stock Connect (a "Stock Connect Fund"). The Stock Connect is a programme that links the SSE and the SZSE with the SEHK. Under the programme, investors can access the SSE or the SZSE via the Hong Kong Central Clearing and Settlement System (CCASS) maintained by the HKSCC as central securities depository in Hong Kong. Investing in China A Shares via Stock Connect bypasses the requirement to obtain RQFII status which is required for direct access to the SSE or the SZSE.

Quota Limitations

Investing in the PRC via Stock Connect is subject to quota limitations which apply to the Investment Manager. In particular, once the remaining balance of the relevant quota drops to zero or the daily quota is exceeded, buy orders will be rejected (although investors will be permitted to sell their cross-boundary securities regardless of the quota balance). Therefore, quota limitations may restrict the relevant Stock Connect Fund's ability to invest in China A Shares through the Stock Connect on a timely basis, and therefore may impact on the ability of the relevant Stock Connect Fund to track closely the performance of any benchmark.

Legal / Beneficial Ownership

The China A Shares invested in via the Stock Connect will be held by the Depository/sub-custodian in accounts in the CCASS maintained by the HKSCC as central securities depository in Hong Kong. HKSCC in turn holds the China A Shares, as the nominee holder, through an omnibus securities account in its name registered with CSDCC. The precise nature and rights of the Stock Connect Funds as the beneficial owners of the China A Shares through HKSCC as nominee is not well defined under PRC law. There is lack of a clear definition of, and distinction between, "legal ownership" and "beneficial ownership" under PRC law and there have been few cases involving a nominee account structure in the PRC courts. Therefore the exact nature and methods of enforcement of the rights and interests of the Stock Connect Funds under PRC law is uncertain. Because of this uncertainty, in the unlikely event that HKSCC becomes subject to winding up proceedings in Hong Kong it is not clear if the China A

Shares will be regarded as held for the beneficial ownership of the Stock Connect Funds or as part of the general assets of HKSCC available for general distribution to its creditors.

Clearing and Settlement Risk

HKSCC and CSDCC will establish the clearing links and each will become a participant of each other to facilitate clearing and settlement of cross-boundary trades. For cross-boundary trades initiated in a market, the clearing house of that market will on one hand clear and settle with its own clearing participants, and on the other hand undertake to fulfil the clearing and settlement obligations of its clearing participants with the counterparty clearing house. As the national central counterparty of the PRC's securities market, CSDCC operates a comprehensive network of clearing, settlement and stock holding infrastructure. CSDCC has established a risk management framework and measures that are approved and supervised by the CSRC. The chances of CSDCC default are considered to be remote. In the remote event of a CSDCC default, HKSCC's liabilities in respect of China A Shares invested in the Stock Connect will be limited under its market contracts with clearing participants to assisting clearing participants in pursuing their claims against CSDCC. HKSCC should in good faith, seek recovery of the outstanding stocks and monies from CSDCC through available legal channels or through CSDCC's liquidation. In that event, the relevant Stock Connect Fund may suffer delay in the recovery process or may not fully recover its losses from CSDCC.

Notwithstanding the fact that HKSCC does not claim proprietary interests in the securities held in its omnibus stock account in the CSDCC, the CSDCC as the share registrar for companies listed on the SSE or SZSE will still treat HKSCC as one of the shareholders when it handles corporate actions in respect of such securities. HKSCC monitors the corporate actions affecting such securities and keeps participants of CCASS informed of all such corporate actions that require CCASS participants to take steps in order to participate in them. The Stock Connect Fund will therefore depend on HKSCC for both settlement and notification and implementation of corporate actions.

Suspension Risk

While China A Shares must be designated as eligible to be traded under Stock Connect, those China A Shares may also lose such designation, and if this occurs, such China A Shares may be sold but could no longer be purchased through Stock Connect. In addition, it is contemplated that both the SEHK and the SSE would reserve the right to suspend trading if necessary for ensuring an orderly and fair market and that risks are managed prudently. Consent from the relevant regulator will be sought before a suspension is triggered. Where a suspension is effected, the relevant Stock Connect Fund's ability to access the PRC market will be adversely affected.

Differences in Trading Day

Stock Connect will only operate on days when both the PRC and Hong Kong markets are open for trading and when banks in both markets are open on the corresponding settlement days. So it is possible that there are occasions when it is a normal trading day for the PRC market but the Stock Connect Funds cannot carry out any China A Shares trading via Stock Connect. The Stock Connect Funds may be subject to a risk of price fluctuations in China A Shares during the time when Stock Connect is not trading as a result.

Restrictions on Selling Imposed by Front-end Monitoring

PRC regulations require that before an investor sells any share, there should be sufficient shares in the account; otherwise the SSE or SZSE will reject the sell order concerned. SEHK will carry out pre-trade checking on China A Share sell orders of its participants (i.e. the stock brokers) to ensure there is no over-selling.

If a Stock Connect Fund intends to sell certain China A Shares it holds, it must transfer those China A Shares to the respective accounts of its broker(s) before the market opens on the day of selling ("trading day"). If it fails to meet this deadline, it will not be able to sell those shares on the trading day. A Stock Connect Fund may request its custodian to open a Special Segregated Account ("SPSA") in CCASS to maintain its holdings in SSE and SZSE securities, in which case it will only need to transfer SSE or SZSE securities from its SPSA to its designated broker's account after execution and not before placing the sell order.

To the extent a Stock Connect Fund is unable to utilise the SPSA model, it would have to deliver SSE or SZSE securities to its brokers before the market opens on the trading day. Accordingly, if there are insufficient China A Shares in the Stock Connect Fund's account before the market opens on the trading day, the sell order will be rejected, which may adversely impact its performance.

Operational Risk

Stock Connect is premised on the functioning of the operational systems of the relevant market participants. Market participants are permitted to participate in this program subject to meeting certain information technology capability, risk management and other requirements as may be specified by the relevant exchange and/or clearing house.

The securities regimes and legal systems of the SEHK, the SZSE and the SSE differ significantly and market participants may need to address issues arising from the differences on an on-going basis. There is no assurance that the systems of the SEHK and market participants will function properly or will continue to be adapted to changes and developments in both markets. In the event that the relevant systems fail to function properly, trading in both markets through the program could be disrupted. The relevant Stock Connect Fund's ability to access the China A Share market (and hence to pursue its investment objective) may be adversely affected.

Regulatory Risk

Stock Connect is a novel concept. The current regulations are untested and there is no certainty as to how they will be applied. In addition, the current regulations are subject to change and there can be no assurance that Stock Connect will not be abolished. New regulations may be issued from time to time by the regulators / stock exchanges in the PRC and Hong Kong in connection with operations, legal enforcement and cross-border trades under Stock Connect. Stock Connect Funds may be adversely affected as a result of such changes.

No Protection by Investor Compensation Fund

Investment in China A Shares via Stock Connect is conducted through brokers, and is subject to the risk of default by such brokers in their obligations. Investments of Stock Connect Funds are not covered by the Hong Kong's investor compensation fund, which has been established to pay compensation to investors of any nationality who suffer pecuniary losses as a result of default of a licensed intermediary or authorised financial institution in relation to exchange-traded products in Hong Kong. Since default matters in respect of China A Shares invested in via Stock Connect do not involve products listed or traded on the SEHK or Hong Kong Futures Exchange Limited, they will not be covered by the investor compensation fund. Therefore the Stock Connect Funds are exposed to the risks of default of the broker(s) it engages in its trading in China A Shares through Stock Connect.

Taxation Risks

The PRC tax authorities have also made announcements that gains derived from China A Shares investments via Stock Connect would be temporarily exempted from PRC taxation effective from 17 November 2014. This temporary exemption applies to China A Shares generally, including shares in PRC 'land-rich' companies. The duration of the period of temporary exemption has not been stated and may be subject to termination by the PRC tax authorities with or without notice and, in the worst case, retrospectively. If the temporary exemption is withdrawn the relevant Stock Connect Funds would be subject to PRC taxation in respect of gains on China-A Shares and the resultant tax liability would eventually be borne by investors. However, this liability may be mitigated under the terms of an applicable tax treaty, and if so, such benefits will also be passed to investors.

Other risks applicable to the Funds

Insufficiency of Dilution adjustment

Where a "swing pricing" mechanism is not applied in the context of a subscription or redemption, a Fund may suffer Dilution (as defined in Appendix D) in the value of its underlying assets as a result of the difference between the price at which assets were valued for the purpose of calculating the Net Asset Value and the price at which such assets were bought as a result of a subscription or sold as a result of a redemption. As Dilution is directly related to the inflows and outflows in respect of the relevant Fund, it is not possible to predict accurately the effect of Dilution.

In certain market conditions, the difference between the price at which assets are valued for the purpose of calculating the Net Asset Value and the market price at which such assets were bought, as a result of a subscription, or sold, as a result of a redemption, may be significant. This may result in a significant adjustment to the Net Asset Value in order to protect the interests of the other Shareholders in the Fund by mitigating the effects of Dilution. This adjustment is calculated by reference to the costs of dealing in the underlying investments of the Funds, including any dealing spreads, which can vary with market conditions and thus vary over time. Where "swing pricing" is applied in the context of a subscription or redemption, it will have an impact on the value of an investment. Please refer to paragraph (b) of Appendix D for further information.

Limited Operating History

Newly formed Funds have little or no operating history upon which investors can evaluate the anticipated performance. Past investment performance should not be construed as an indication of the future results of an

investment in a Fund. The Fund's investment programme should be evaluated on the basis that there can be no assurance that the Investment Manager's assessments of the short-term or long-term prospects of investments, will prove accurate or that the Fund will achieve its investment objective.

Subscription and Redemption Collection Accounts

Subscriptions monies received in respect of a Fund in advance of the issue of Shares will be held in the Fund Cash Collection Account in the name of the relevant Fund. Investors will be unsecured creditors of such Fund with respect to the amount subscribed until such Shares are issued, and will not benefit from any appreciation in the Net Asset Value of the Fund or any other Shareholder rights (including dividend entitlement) until such time as Shares are issued. In the event of an insolvency of the Fund or the ICAV, there is no guarantee that the Fund or ICAV will have sufficient funds to pay unsecured creditors in full.

Payment by the Fund of redemption proceeds and dividends is subject to receipt by the Administrator of the Account Opening Form (in the form prescribed by the Directors) and all relevant supporting documentation in relation to Anti-Money Laundering ('AML') and Countering the Financing of Terrorism ('CFT') requirements. Notwithstanding this, redeeming Shareholders will cease to be Shareholders, with regard to the redeemed Shares, from the relevant redemption date. Redeeming Shareholders and Shareholders entitled to distributions will, from the redemption or distribution date, as appropriate, be unsecured creditors of the Fund, and will not benefit from any appreciation in the Net Asset Value of the Fund or any other Shareholder rights (including further dividend entitlement), with respect to the redemption or distribution amount. In the event of an insolvency of the Fund or the ICAV during this period, there is no guarantee that the Fund or ICAV will have sufficient funds to pay unsecured creditors in full. Redeeming Shareholders and Shareholders entitled to distributions should therefore ensure that any outstanding documentation and information is provided to the Administrator promptly. Failure to do so is at such Shareholder's own risk.

Reference Rate Risk

Certain of the Funds' investments, benchmarks and payment obligations may be based on floating rates, such as the Sterling Overnight Index Average ("SONIA"), European Interbank Offer Rate ("EURIBOR"), and other similar types of reference rates ("Reference Rates"). The changes or reforms to the determination or supervision of Reference Rates could have an adverse impact on the market for, or value of, any securities or payments linked to those Reference Rates. In addition, any substitute Reference Rate and any pricing adjustments imposed by a regulator or by counterparties or otherwise may adversely affect a Fund's performance and/or Net Asset Value.

Impact of Natural or Man-Made Disasters and Disease Epidemics

Certain regions are at risk of being affected by natural disasters or catastrophic natural events. Considering that the development of infrastructure, disaster management planning agencies, disaster response and relief sources, organised public funding for natural emergencies, and natural disaster early warning technology may be immature and unbalanced in certain countries, the natural disaster toll on an individual portfolio company or the broader local economic market may be significant. Prolonged periods may pass before essential communications, electricity and other power sources are restored and operations of the portfolio company can be resumed. A Fund's investments could also be at risk in the event of such a disaster. The magnitude of future economic repercussions of natural disasters may also be unknown, may delay a Fund's ability to invest in certain companies, and may ultimately prevent any such investment entirely.

Investments may also be negatively affected by man-made disasters. Publicity of man-made disasters may have a significant negative impact on overall consumer confidence, which in turn may materially and adversely affect the performance of a Fund's Investments, whether or not such investments are involved in such man-made disaster.

Outbreaks of infectious diseases may also have a negative impact on the performance of the Funds. For example, an outbreak of respiratory disease caused by a novel coronavirus was first detected in December 2019 and then spread globally. This coronavirus has resulted in borders closing, restrictions on movement of people, quarantines, cancellations of transportation and other services, disruptions to supply chains, businesses and customer activity, as well as general concern and uncertainty. It is possible that there may be similar outbreaks of other infectious diseases in the future. The impact of this coronavirus, and other epidemics and pandemics that may arise in the future, could affect the economies of many nations, individual companies and the market in general in ways that cannot necessarily be foreseen at the present time. In addition, the impact of infectious diseases in emerging developing or emerging market countries may be greater due to less established health care systems. Health crises caused by the recent coronavirus outbreak may exacerbate other pre-existing

political, social and economic risks in certain countries. The impact of the outbreak may be short term or may last for an extended period of time. Such events could increase volatility and the risk of loss to the value of your investments.

Recent Market Events

Periods of market volatility may occur in response to various political, social and economic events both within and outside of the United States. These conditions have resulted in, and in many cases continue to result in, greater price volatility, less liquidity, widening credit spreads and a lack of price transparency, with many securities remaining illiquid and of uncertain value. Such market conditions may adversely affect the Funds, including by making valuation of some of a Fund's securities uncertain and/or result in sudden and significant valuation increases or declines in the Fund's holdings. If there is a significant decline in the value of a Fund's portfolio, this may impact the asset coverage levels for any outstanding leverage the Fund may have.

Risks resulting from any future debt or other economic crisis could also have a detrimental impact on the global economic recovery, the financial condition of financial institutions and a Fund's business, financial condition and results of operation. Market and economic disruptions have affected, and may in the future affect, consumer confidence levels and spending, personal bankruptcy rates, levels of incurrence and default on consumer debt and home prices, among other factors. To the extent uncertainty regarding the U.S. or global economy negatively impacts consumer confidence and consumer credit factors, a Fund's business, financial condition and results of operations could be significantly and adversely affected. Downgrades to the credit ratings of major banks could result in increased borrowing costs for such banks and negatively affect the broader economy. Moreover, Federal Reserve policy, including with respect to certain interest rates, may also adversely affect the value, volatility and liquidity of dividend- and interest-paying securities. Market volatility, rising interest rates and/or unfavourable economic conditions could impair a Fund's ability to achieve its investment objective(s).

Potential Implications of Brexit

On 31 January 2020 the United Kingdom (the "UK") formally withdrew and ceased being a member of the European Union (the "EU"). Following this, the UK entered into a transition period which lasted for the remainder 2020, during which period the UK was subject to applicable EU laws and regulations. The transition period expired on 31 December 2020, and EU law no longer applies in the UK.

On 30 December 2020, the UK and the EU signed an EU-UK Trade and Cooperation Agreement ("UK/EU Trade Agreement"), which applies from 1 January 2021 and sets out the foundation of the economic and legal framework for trade between the UK and the EU. As the UK/EU Trade Agreement is a new legal framework, the implementation of the Agreement may result in uncertainty in its application and periods of volatility in both the UK and wider European markets throughout 2021 and beyond. The UK's exit from the EU is expected to result in additional trade costs and disruptions in this trading relationship. While the UK/EU Trade Agreement provides for the free trade of goods, it provides only general commitments on market access in services together with and a "most favoured nation" provision which is subject to many exceptions. Furthermore, there is the possibility that either party may impose tariffs on trade in the future in the event that regulatory standards between the EU and the UK diverge. The terms of the future relationship may cause continued uncertainty in the global financial markets, and adversely affect the performance of the Funds.

Volatility resulting from this uncertainty may mean that the returns of the Funds' investments are affected by market movements, the potential decline in the value of Sterling or Euro, and the potential downgrading of UK sovereign credit rating.

Fees and Expenses

Ongoing Charge

The ICAV employs an "all in one" fee structure for its Funds (and Share Classes). Each Fund pays all of its fees, operating costs and expenses (and its due proportion of any costs and expenses of the ICAV allocated to it) as a single flat fee (the "Ongoing Charge"). Where a Fund has multiple Share Classes, any fees, operating costs and expenses which are attributable to a particular Share Class (rather than the entire Fund) will be deducted from the assets notionally allocated by the Fund to that Share Class. Expenses paid out of the Ongoing Charge include, but are not limited to, fees and out of pocket expenses paid to the Manager, the Administrator, the Transfer Agent, the Depositary and sub-custodians (such fees paid to sub-custodians shall be at normal commercial rates), the Investment Manager and all transfer and other fees and expenses incurred in relation to preparing, translating, printing and distributing the Prospectus and any supplements thereto, the annual and half-yearly reports and

other documents to Shareholders, the costs and expenses of obtaining authorisations or registrations in respect of the ICAV or a Fund with any regulatory authority in any jurisdiction, the costs and expenses of any rating agency, professional fees and expenses, annual audit fees, establishment costs, any costs involved in hedging a Fund's currency exposure (in respect of Currency Hedged Share Classes), Directors' fees and interest on borrowings and bank and professional charges incurred in negotiating, effecting or varying terms of such borrowings. It shall not, however, include the fees and expenses listed below as well as any taxation on investments (such as stamp duty) to which the ICAV may be liable, any adjustments made in accordance with the swing pricing mechanism set out in Appendix D, commissions and brokerage fees incurred with respect to the ICAV's investments and any extraordinary or exceptional costs and expenses as may arise from time to time such as material litigation in relation to the ICAV or a Fund.

The Ongoing Charge for a Fund or Share Class is calculated and accrued daily from the current Net Asset Value of the relevant Fund or Share Class in accordance with the rates described in respect of each Fund in Appendix A and shall be payable monthly in arrears.

In the event the costs and expenses of a Fund or Shares Class that are intended to be covered within the Ongoing Charge exceed the stated Ongoing Charge, the Manager will discharge any excess amounts out of its own assets.

Whilst it is anticipated that the Ongoing Charge borne by a Fund or Share Class shall not exceed the amounts set out in Appendix A during the life of the Fund or Share Class (respectively) such amounts may need to be increased. Any such increase will be subject to the prior Shareholder approval of the relevant Fund or Share Class in accordance with the provisions of the Prospectus.

Performance Fee

In addition to the other fees and expenses referenced in this Prospectus, a performance fee may be payable to the Investment Manager out of each Share Class, in addition to the other fees and expenses mentioned in this Prospectus. The performance fee accrues on each Dealing Day (as defined in Appendix G), will be paid annually in arrears (or such earlier date where a Shareholder redeems from the relevant Class) and is equal to the relevant percentage (as applicable to the relevant Fund, as stated in Appendix A) of the amount by which the Net Asset Value per Share Return (as defined in Appendix G) exceeds the appropriate benchmark return as described in Appendix A. Further details may be obtained from the local Investor Services team and the registered office of the ICAV. As the performance fee is based on net realised and net unrealised gains and losses as at the end of each calculation period (as set out in Appendix G), incentive fees may be paid on unrealised gains which may subsequently never be realised.

Fees in Underlying CIS

The Funds may, subject to the conditions set out in Appendix C, invest in other CIS, which may be operated and/or managed by a member of the BlackRock Group including, but not limited to, funds of Institutional Cash Series plc. As an investor in such other CIS, in addition to the fees, costs and expenses payable by a Shareholder in the Funds within the "all in one fee structure", each Shareholder may also indirectly bear a portion of the fees, costs and expenses of the underlying CIS, including management, investment management and, administration and other expenses.

Financial Intermediaries' Fees

Financial intermediaries such as third-party distributors, may receive a portion of the Ongoing Charge payable to the Manager by the Fund (and/or of the ongoing fees payable to the Investment Manager by the Manager) or from the Manager's and/or Investment Manager's own resources for distribution, Shareholder or marketing support services. Any such amounts paid do not increase the amount paid by Shareholders or the Fund. These payments are generally based upon average net assets invested in the Fund attributable to that financial intermediary. The financial arrangements may vary for each financial intermediary.

Paying Agents and Local Intermediaries

Local regulations may, from time to time, require the appointment of paying agents and/or other local agents and the maintenance of accounts by such agents through which subscriptions and redemption monies may be paid. Such local intermediaries shall be appointed in accordance with the requirements of the Central Bank.

The fees of any such intermediate entity will be at normal commercial rates and will be included in the Ongoing Charge.

Investors who choose or are obliged under local regulations to pay/receive subscription/redemption monies via such an intermediary entity rather than directly to or from the Depositary (e.g. a sub-distributor or agent in the

local jurisdiction) will bear a credit risk against that intermediate entity with respect to (a) subscription monies prior to the transmission of such monies to the Depository and (b) redemption monies payable by such intermediate entity to the relevant investor.

Securities Lending Fee

The Funds may enter into securities lending agreements for the purposes of efficient portfolio management subject to the conditions and limits set out in the Central Bank UCITS Regulations and in accordance with the requirements of the Central Bank.

All revenues from efficient portfolio management techniques will be returned to the relevant Fund, net of direct and indirect operational costs and fees (which do not include hidden revenue).

The maximum proportion of the Net Asset Value of the relevant Fund that can be subject to securities lending is detailed in Appendix I. The demand to borrow securities and to comply with investor tax regulations in certain jurisdictions are significant drivers for the amount that is actually lent from the relevant Fund at a given time. Borrowing demand fluctuates over time and depends to a large extent on market factors and prevailing investor tax legislation in certain jurisdictions, neither of which can be forecasted precisely. Based on historical data, it is expected that the lending volume for the relevant Fund will typically range between those percentages detailed in Appendix I, though past levels are no guarantee of future levels.

BlackRock Advisors (UK) Limited has been appointed by the Manager as the securities lending agent of the Fund under the terms of a securities lending management agreement. Under the terms of the agreement, the securities lending agent is appointed to manage the relevant Fund's securities lending activities and is entitled to receive a fee out of the income generated from securities lending. The fee of the securities lending agent represents direct costs (and if relevant indirect operational costs/fees) of the relevant Fund's securities lending activities. All revenue generated from securities lending activities net of the securities lending agent's fee will be returned to the relevant Fund. If there is securities lending revenue generated, the securities lending agent will receive a fee of 37.5% of such securities lending revenue and will pay any third party operational and administrative costs associated with, and incurred in respect of, such activity, out of its fee. To the extent that the securities lending costs payable to third parties exceed the fee received by the securities lending agent, the securities lending agent will discharge any excess amounts out of its own assets. Full financial details of the amounts earned and expenses incurred with respect to securities lending for the Funds, including fees paid or payable, will also be included in the annual and semi-annual financial statements. The securities lending arrangements and associated costs will be reviewed at least annually. The maximum and expected percentages of each Fund's securities that may be lent out under a securities lending programme is outlined in Appendix H.

Initial charges

Applications to purchase Class A Shares through a financial intermediary may incur a sales charge and/or other costs which are payable to the relevant financial intermediary and are not charged by the relevant Fund. Such charge shall be deducted from the subscription amount and shall be applied at the discretion of the relevant financial intermediary. The financial intermediary may apply the sales charge at the point of conversion into Class A Shares. Any such charge may be up to 4% of the Net Asset Value per Share in respect of relevant subscriptions.

Client Agreement

Where a Client Agreement may exist in respect of a particular Share Class, no investment management fees/expenses will be charged to the assets attributable to the Class to be discharged by the Manager. Shareholders in the Class will be subject to a fee with regard to the investment in the relevant Share Class based on the Client Agreement between themselves and the Investment Manager or an Affiliate. Where a Client Agreement applies to a particular Class, details will be set out in the section headed "Share Classes".

The Manager reserves the right to repurchase the entire holding of Shares of any Shareholder (deducting any amount owed for unpaid investment management fees), if the relevant Client Agreement is terminated for any reason whatsoever.

External research

Any external research received by the Investment Manager in connection with investment services that the Investment Manager provides to the Funds will be paid for by the Investment Manager out of its own resources.

Taxation

General

Prospective investors are urged to consult their own tax advisors in determining the possible tax consequences to them under the law of jurisdictions of which they are citizens, residents or domiciliaries and in which they conduct business. In addition, investors should be aware that tax regulations and legislation and their application and interpretation by the relevant taxation authorities may change from time to time, retroactively as well as prospectively. Accordingly, it is not possible to predict the precise tax treatment which will apply at any given time. Other legislation could be enacted that would subject the Fund or a Fund to additional taxes or subject Shareholders to increased taxes. Any change in the Fund's or Fund's tax status or in taxation legislation could affect the value of the investments held by the Fund or the Fund and affect the Fund's ability to provide the investor returns.

The following summary is not a full description or analysis of the complex tax rules and considerations affecting the Shareholders, each Fund, and each Fund's proposed operations and is based upon existing laws, judicial decisions and administrative regulations, rulings and practices, all of which are subject to change. The tax and other matters described in the Taxation section do not constitute, and should not be considered as, tax or legal advice to prospective investors.

Dividends, interest and capital gains (if any) which any of the Funds receive with respect to their investments (other than securities of Irish issuers) may be subject to taxes, including withholding taxes, in the countries in which the issuers of Investments are located. It is anticipated that the Fund may not be able to benefit from reduced rates of withholding tax in double taxation agreements between Ireland and such countries. If this position changes in the future and the application of a lower rate results in a repayment to the Fund, the Net Asset Value will not be re-stated and the benefit will be allocated to the existing Shareholders rateably at the time of the repayment.

IRISH TAX INFORMATION

The following is a summary of certain Irish tax consequences of the purchase, ownership and disposal of Shares. The summary does not purport to be a comprehensive description of all of the Irish tax considerations that may be relevant. The summary relates only to the position of persons who are the absolute beneficial owners of Shares and may not apply to certain other classes of persons.

The summary is based on Irish tax laws and the practice of the Irish Revenue Commissioners in effect on the date of this Prospectus (and is subject to any prospective or retroactive change). Potential investors in Shares should consult their own advisors as to the Irish or other tax consequences of the purchase, ownership and disposal of Shares.

Taxation of the ICAV

The ICAV intends to conduct its affairs so that it is Irish tax resident. On the basis that the ICAV is Irish tax resident, the ICAV qualifies as an 'investment undertaking' for Irish tax purposes and, consequently, is exempt from Irish corporation tax on its income and gains.

The ICAV will be obliged to account for Irish income tax to the Irish Revenue Commissioners if Shares are held by non-exempt Irish resident Shareholders (and in certain other circumstances), as described below. Explanations of the terms 'resident' and 'ordinarily resident' are set out at the end of this summary.

Taxation of Non-Irish Shareholders

Where a Shareholder is not resident (or ordinarily resident) in Ireland for Irish tax purposes, the ICAV will not deduct any Irish tax in respect of the Shareholder's Shares once the declaration set out in the Application Form accompanying this Prospectus has been received by the ICAV confirming the Shareholder's non-resident status. The declaration may be provided by an Intermediary who holds Shares on behalf of investors who are not resident (or ordinarily resident) in Ireland, provided that, to the best of the Intermediary's knowledge, the investors are not resident (or ordinarily resident) in Ireland. An explanation of the term 'Intermediary' is set out at the end of this summary.

If this declaration is not received by the ICAV, the ICAV will deduct Irish tax in respect of the Shareholder's Shares as if the Shareholder was a non-exempt Irish resident Shareholder (see below). The ICAV will also deduct Irish tax if the ICAV has information which reasonably suggests that a Shareholder's declaration is incorrect. A

Shareholder will generally have no entitlement to recover such Irish tax, unless the Shareholder is a company and holds the Shares through an Irish branch and in certain other limited circumstances. The ICAV must be informed if a Shareholder becomes Irish tax resident.

Generally, Shareholders who are not Irish tax resident will have no other Irish tax liability with respect to their Shares. However, if a Shareholder is a company which holds its Shares through an Irish branch or agency, the Shareholder may be liable to Irish corporation tax in respect of profits and gains arising in respect of the Shares (on a self-assessment basis).

Taxation of Exempt Irish Shareholders

Where a Shareholder is resident (or ordinarily resident) in Ireland for Irish tax purposes and falls within any of the categories listed in section 739D(6) Taxes Consolidation Act of Ireland ("TCA"), the ICAV will not deduct Irish tax in respect of the Shareholder's Shares once the declaration set out in the Application Form has been received by the ICAV confirming the Shareholder's exempt status.

The categories listed in section 739D(6) TCA can be summarised as follows:

1. Pension schemes (within the meaning of section 774, section 784 or section 785 TCA).
2. Companies carrying on life assurance business (within the meaning of section 706 TCA).
3. Investment undertakings (within the meaning of section 739B TCA).
4. Investment limited partnerships (within the meaning of section 739J TCA).
5. Special investment schemes (within the meaning of section 737 TCA).
6. Unauthorised Share trust schemes (to which section 731(5)(a) TCA applies).
7. Charities (within the meaning of section 739D(6)(f)(i) TCA).
8. Qualifying managing companies (within the meaning of section 734(1) TCA).
9. Specified companies (within the meaning of section 734(1) TCA).
10. Qualifying fund and savings managers (within the meaning of section 739D(6)(h) TCA).
11. Personal Retirement Savings Account (PRSA) administrators (within the meaning of section 739D(6)(i) TCA).
12. Irish credit unions (within the meaning of section 2 of the Credit Union Act 1997).
13. The National Asset Management Agency.
14. The National Treasury Management Agency or a Fund Investment Vehicle (within the meaning of section 37 of the National Treasury Management Agency (Amendment) Act 2014) of which the Minister for Finance is the sole beneficial owner, or Ireland acting through the National Treasury Management Agency.
15. Qualifying companies (within the meaning of section 110 TCA).
16. Any other person resident in Ireland who is permitted (whether by legislation or by the express concession of the Irish Revenue Commissioners) to hold Shares in the ICAV without requiring the ICAV to deduct or account for Irish tax.

Irish resident Shareholders who claim exempt status will be obliged to account for any Irish tax due in respect of Shares on a self-assessment basis.

If this declaration is not received by the ICAV in respect of a Shareholder, the ICAV will deduct Irish tax in respect of the Shareholder's Shares as if the Shareholder was a non-exempt Irish resident Shareholder (see below). A Shareholder will generally have no entitlement to recover such Irish tax, unless the Shareholder is a company

within the charge to Irish corporation tax and in certain other limited circumstances.

Taxation of Other Irish Shareholders

Where a Shareholder is resident (or ordinarily resident) in Ireland for Irish tax purposes and is not an 'exempt' Shareholder (see above), the ICAV will deduct Irish tax on distributions, redemptions and transfers and, additionally, on 'eighth anniversary' events, as described below.

Distributions by the ICAV

If the ICAV pays a distribution to a non-exempt Irish resident Shareholder, the ICAV will deduct Irish tax from the distribution. The amount of Irish tax deducted will be:

1. 25% of the distribution, where the distributions are paid to a Shareholder who is a company which has made the appropriate declaration for the 25% rate to apply; and
2. 41% of the distribution, in all other cases.

The ICAV will pay this deducted tax to the Irish Revenue Commissioners.

Generally, a Shareholder will have no further Irish tax liability in respect of the distribution. However, if the Shareholder is a company for which the distribution is a trading receipt, the gross distribution (including the Irish tax deducted) will form part of its taxable income for self-assessment purposes and the Shareholder may set off the deducted tax against its corporation tax liability.

Redemptions and transfers of Shares

If the ICAV redeems Shares held by a non-exempt Irish resident Shareholder, the ICAV will deduct Irish tax from the redemption payment made to the Shareholder.

Similarly if an non-exempt Irish resident Shareholder transfers (by sale or otherwise) an entitlement to Shares, the ICAV will account for Irish tax in respect of that transfer. The amount of Irish tax deducted or accounted for will be calculated by reference to the gain (if any) which has accrued to the Shareholder on the Shares being transferred and will be equal to:

1. 25% of such gain, where the distributions are paid to a Shareholder who is a company which has made the appropriate declaration for the 25% rate to apply; and
2. 41% of such gain, in all other cases.

The ICAV will pay this deducted tax to the Irish Revenue Commissioners. In the case of a transfer of Shares, to fund this Irish tax liability, the ICAV may appropriate or cancel other Shares held by the Shareholder. This may result in further Irish tax becoming due.

Generally, a Shareholder will have no further Irish tax liability in respect of the redemption or transfer. However, if the Shareholder is a company for which the redemption or transfer payment is a trading receipt, the gross payment (including the Irish tax deducted) less the cost of acquiring the Shares will form part of its taxable income for self-assessment purposes and the Shareholder may set off the deducted tax against its corporation tax liability.

If Shares are not denominated in Euro, a Shareholder may be liable (on a self-assessment basis) to Irish capital gains taxation on any currency gain arising on the redemption or transfer of the Shares.

'Eighth Anniversary' Events

If a non-exempt Irish resident Shareholder does not dispose of Shares within eight years of acquiring them, the Shareholder will be deemed for Irish tax purposes to have disposed of the Shares on the eighth anniversary of their acquisition (and any subsequent eighth anniversary). On such deemed disposal, the ICAV will account for Irish tax in respect of the increase in value (if any) of those Shares over that eight year period. The amount of Irish tax accounted for will be equal to:

1. 25% of such increase in value, where the Shareholder is a company which has made the appropriate declaration for the 25% rate to apply; and
2. 41% of the increase in value, in all other cases.

The ICAV will pay this tax to the Irish Revenue Commissioners. To fund the Irish tax liability, the ICAV may appropriate or cancel Shares held by the Shareholder.

However, if less than 10% of the Shares (by value) in the relevant Fund are held by non-exempt Irish resident Shareholders, the ICAV may elect not to account for Irish tax on this deemed disposal. To claim this election, the ICAV must:

1. confirm to the Irish Revenue Commissioners, on an annual basis, that this 10% requirement is satisfied and provide the Irish Revenue Commissioners with details of any non-exempt Irish resident Shareholders (including the value of their Shares and their Irish tax reference numbers); and
2. notify any non-exempt Irish resident Shareholders that the Fund is electing to claim this exemption.

If the exemption is claimed by the ICAV, any non-exempt Irish resident Shareholders must pay to the Irish Revenue Commissioners on a self-assessment basis the Irish tax which would otherwise have been payable by the ICAV on the eighth anniversary (and any subsequent eighth anniversary).

Any Irish tax paid in respect of the increase in value of Shares over the eight year period may be set off on a proportionate basis against any future Irish tax which would otherwise be payable in respect of those Shares and any excess may be recovered on an ultimate disposal of the Shares.

Share Exchanges

Where a Shareholder exchanges Shares on arm's length terms for other Shares in the ICAV or for Shares in another Fund of the ICAV and no payment is received by the Shareholder, the ICAV will not deduct Irish tax in respect of the exchange.

Stamp Duty

No Irish stamp duty (or other Irish transfer tax) will apply to the issue, transfer or redemption of Shares. If a Shareholder receives a distribution in specie of assets from the Fund, a charge to Irish stamp duty could potentially arise.

Gift and Inheritance Tax

Irish capital acquisitions tax (at a rate of 33%) can apply to gifts or inheritances of Irish situate assets or where either the person from whom the gift or inheritance is taken is Irish domiciled, resident or ordinarily resident or the person taking the gift or inheritance is Irish resident or ordinarily resident.

The Shares are treated as Irish situate assets because they have been issued by an Irish trust. However, any gift or inheritance of Shares will be exempt from Irish gift or inheritance tax once:

1. the Shares are comprised in the gift or inheritance both at the date of the gift or inheritance and at the "valuation date" (as defined for Irish capital acquisitions tax purposes);
2. the person from whom the gift or inheritance is taken is neither domiciled nor ordinarily resident in Ireland at the date of the disposition; and
3. the person taking the gift or inheritance is neither domiciled nor ordinarily resident in Ireland at the date of the gift or inheritance.

Meaning of Terms

Meaning of "Residence" for Companies

A company which has its central management and control in Ireland is tax resident in Ireland irrespective of

where it is incorporated. A company which does not have its central management and control in Ireland but which was incorporated in Ireland on or after 1 January 2015 is tax resident in Ireland except where the company is regarded as not resident in Ireland under a double taxation treaty between Ireland and another country.

A company which does not have its central management and control in Ireland but which was incorporated before 1 January 2015 in Ireland is resident in Ireland except where:

1. the company (or a related company) carries on a trade in Ireland and either the company is ultimately controlled by persons resident in EU member states or in countries with which Ireland has a double tax treaty, or the company (or a related company) are quoted companies on a recognised stock exchange in the EU or in a tax treaty country; or
2. the company is regarded as not resident in Ireland under a double tax treaty between Ireland and another country.

Finally, a company that was incorporated in Ireland before 1 January 2015 will also be regarded as resident in Ireland if the company is (i) managed and controlled in a territory with which a double taxation agreement with Ireland is in force (a 'relevant territory'), and such management and control would have been sufficient, if exercised in Ireland, to make the company Irish tax resident; and (ii) the company would have been tax resident in that relevant territory under its laws had it been incorporated there; and (iii) the company would not otherwise be regarded by virtue of the law of any territory as resident in that territory for the purposes of tax.

Meaning of "Residence" for Individuals

An individual will be regarded as being tax resident in Ireland for a calendar year if the individual:

1. spends 183 days or more in Ireland in that calendar year; or
2. has a combined presence of 280 days in Ireland, taking into account the number of days spent in Ireland in that calendar year together with the number of days spent in Ireland in the preceding year. Presence in Ireland by an individual of not more than 30 days in a calendar year will not be reckoned for the purposes of applying this "two year" test.

An individual is treated as present in Ireland for a day if that individual is personally present in Ireland at any time during that day.

Meaning of "Ordinary Residence" for Individuals

The term 'ordinary residence' (as distinct from 'residence') relates to a person's normal pattern of life and denotes residence in a place with some degree of continuity. An individual who has been resident in Ireland for three consecutive tax years becomes ordinarily resident with effect from the commencement of the fourth tax year. An individual who has been ordinarily resident in Ireland ceases to be ordinarily resident at the end of the third consecutive tax year in which the individual is not resident. For example, an individual who is resident and ordinarily resident in Ireland in 2018 and departs Ireland in that year will remain ordinarily resident in Ireland up to the end of the tax year in 2021.

An 'Intermediary' means a person who:

1. carries on a business which consists of, or includes, the receipt of payments from a regulated investment undertaking resident in Ireland on behalf of other persons; or
2. holds units in such an investment undertaking on behalf of other persons.

United Kingdom Taxation

The Manager intends to conduct the affairs of the Fund so that it does not become resident in the United Kingdom for taxation purposes. Accordingly, and provided that the Fund does not carry on a trade in the United Kingdom through a permanent establishment situated there, the Fund will not be subject to United Kingdom corporation tax on its income or chargeable gains.

It is unlikely that the activities of the Fund will be regarded as trading activities for the purposes of United Kingdom taxation. In the event that the Fund were considered to be carrying on trading activities in the United Kingdom through the agency of its United Kingdom Investment Manager, the profits from these activities would be subject to United Kingdom tax for which the United Kingdom Investment Manager would be liable to account. However, under Section 835 Income Tax Act 2007, the United Kingdom Investment Manager, as agent of the Fund, will not be liable for United Kingdom taxation provided that the conditions of the Investment Management Exemption ("IME") are met. As far as possible, the Manager of the Fund and the Directors of the Investment Manager intend to conduct the affairs of the Fund and of the Investment Manager so that these conditions are satisfied. If the Fund failed to satisfy the conditions of the IME or if any investments held are not considered to be a "specified transaction", this may lead to tax leakage within the Fund.

In addition to the above, if HMRC successfully argue that a Fund is trading for UK tax purposes, the returns earned by the Fund from its interest in the underlying assets may need to be included in the Fund's calculation of "income" for the purposes of computing the relevant amount to "report" to investors in order to meet the requirements of UK Reporting Fund Status. However, it is considered that the investments held by the Fund should meet the definition of an "investment transaction" as defined by The Offshore Funds (Tax) Regulations 2009 ("the regulations") which came into force on 1 December 2009. Therefore, it is considered that these investments should be considered as "non-trading transactions" as outlined in the regulations. This is on the basis that the Fund meets both the "equivalence condition" and the "genuine diversity of ownership" condition as outlined in the regulations.

Subject to their personal circumstances, holders of Shares resident in the United Kingdom for taxation purposes may be liable to United Kingdom income tax or corporation tax in respect of any dividends or other income distributions of the Fund. In addition, UK Shareholders holding Shares at the end of each 'reporting period' (as defined for United Kingdom tax purposes) will potentially be subject to United Kingdom income tax or corporation tax on their share of a Class's 'reported income', to the extent that this amount exceeds distributions received. The terms 'reported income', 'reporting period' and their implications are discussed in further detail below. In addition, where the Fund holds more than 60% of its assets in interest bearing (or similar) form, any distribution will be treated as interest in the hands of the UK individual investor.

There is no withholding by the Fund for Irish tax on dividends payable to United Kingdom investors, provided that the United Kingdom investors are (a) neither Irish Resident nor Irish Ordinary Resident, (b) the investor has made a relevant declaration, (c) the Fund is not in possession of any information which would reasonably suggest that the information contained therein is no longer materially correct (see previous section headed "Irish Tax Information" for further details), or (d) the Manager has put in place appropriate equivalent measures to ensure that Shareholders in the Fund are neither Irish Resident nor Irish Ordinary Resident and the Fund has received the appropriate approval from the Revenue Commissioners (see previous section headed "Irish Taxation" for further details).

Holdings in the Fund are likely to constitute interests in offshore funds, as defined for the purposes of the United Kingdom Finance Act 2008, with each Class of the Fund treated as a separate 'offshore fund' for these purposes.

Statutory Instrument 2009 / 3001 (The Offshore Funds (Tax) Regulations 2009) provides that if an investor resident in the United Kingdom for taxation purposes holds an interest in an offshore fund and that offshore fund is a 'non-reporting fund', any gain accruing to that investor upon the sale or other disposal of that interest will be charged to United Kingdom tax as income rather than a capital gain. Alternatively, where an investor resident in the United Kingdom holds an interest in an offshore fund that has been a 'reporting fund' for all periods of account for which they hold their interest, any gain accruing upon sale or other disposal of the interest will be subject to tax as a capital gain rather than income; with relief for any accumulated or reinvested profits which have already been subject to United Kingdom income tax or corporation tax on income.

Where an offshore fund may have been a non-reporting fund for part of the time during which the UK Shareholder held their interest and a reporting fund for the remainder of that time, there are elections which can potentially be made by the Shareholder in order to pro-rate any gain made upon disposal; the impact is that the portion of the gain made during the time when the offshore fund was a reporting fund would be taxed as a capital gain. Such elections have specified time limits from the date of change in status of the fund in which they can be made.

It should be noted that a "disposal" for United Kingdom taxation purposes includes a switching between Funds and may include a switching between Share Classes of Funds.

In broad terms, a 'reporting fund' is an offshore fund that meets certain upfront and annual reporting requirements to HM Revenue & Customs and its Shareholders. The Manager intends to manage the affairs of the Fund so that these upfront and annual duties are met and continue to be met on an ongoing basis for each Class within the Fund that seeks United Kingdom reporting fund status. Such annual duties will include calculating and reporting the income returns of the offshore fund for each reporting period (as defined for United Kingdom tax purposes) on a per-Share basis to all relevant Shareholders.

A list of the Share Classes which currently have 'reporting fund' status is available at

<https://www.gov.uk/government/publications/offshore-funds-list-of-reporting-funds>

UK Shareholders who hold their interests at the end of the reporting period to which the reported income relates, will be subject to income tax or corporation tax on the higher of any cash distribution paid and the full reported amount. The reported income will generally be deemed to arise to United Kingdom Shareholders on the date the report is issued by the Manager.

In accordance with Regulation 90 of the Offshore Funds (Tax) Regulations 2009, Shareholder reports shall be made available within six months of the end of the reporting period at www.blackrock.co.uk/reportingfundstatus. The intention of the regulations is that reportable income data shall principally be made available on a website accessible to UK investors. Alternatively, the Shareholder may if they so require, request a hard copy of the reporting fund data for any given year. Such requests must be made in writing to the following address:

Head of Product Tax, BlackRock Investment Management (UK) Limited, 12 Throgmorton Avenue, London, EC2N 2DL.

Each such request must be received within three months of the end of the reporting period. Unless the fund manager is notified to the contrary in the manner described above, it is understood that investors do not require their report to be made available other than by accessing the appropriate website.

Once reporting fund status is obtained from HM Revenue & Customs for the relevant Share Classes it will remain in place permanently, provided the annual requirements are undertaken.

UK resident but non-UK domiciled investors who are subject to tax in the UK on the remittance basis should note that an investment in the 'reporting fund' Share Classes is likely to constitute a mixed fund for their purposes. Further, there is no guarantee that the excess of reportable income over distributions paid in any given period will always be nil. Investors are encouraged to seek their own professional tax advice in this regard.

An individual Shareholder domiciled or deemed for United Kingdom tax purposes domiciled in the United Kingdom may be liable to United Kingdom Inheritance Tax on their Shares in the event of death or on making certain categories of lifetime transfer.

The attention of individuals resident in the United Kingdom is drawn to the provisions of Chapter 2 of Part 13 of the Income Tax Act 2007. These provisions are aimed at preventing the avoidance of income tax by individuals through transactions resulting in the transfer of assets or income to persons (including companies) resident or domiciled outside the United Kingdom and may render them liable to income tax in respect of undistributed income of the Fund on an annual basis. The legislation is not directed towards the taxation of capital gains.

Corporate Shareholders resident in the UK for taxation purposes should note that the "controlled foreign companies" legislation contained in Part 9A of the Taxation (International and Other Provisions) Act 2010 ("TIOPA 2010") could apply to any UK resident company which is, either alone or together with persons connected or associated with it for taxation purposes, deemed to be interested in 25 per cent or more of any chargeable profits of a non-UK resident company, where that non-UK resident company is controlled by residents of the UK and meets certain other criteria (broadly that it is resident in a low tax jurisdiction). "Control" is defined in Chapter 18, Part 9A of TIOPA 2010. A non-UK resident company is controlled by persons (whether companies, individuals or others) who are resident in the UK for taxation purposes or is controlled by two persons taken together, one of whom is resident in the UK for tax purposes and has at least 40 per cent of the interests, rights and powers by which those persons control the non-UK resident company, and the other of whom has at least 40 per cent and not more than 55 per cent of such interests, rights and powers. The effect of these provisions could be to render such Shareholders liable to UK corporation tax in respect of the income of the Fund.

The attention of persons resident in the United Kingdom for taxation purposes (and who, if individuals, are also domiciled in the United Kingdom for those purposes) is drawn to the fact that the provisions of section 13 of the Taxation of Chargeable Gains Act 1992 could be material to any such person whose proportionate interest in the Fund (whether as a Shareholder or otherwise as a “participator” for United Kingdom taxation purposes) when aggregated with that of persons connected with that person is 25 per cent, or greater, if, at the same time, the Fund is itself controlled in such matter that it would, were it to be resident in the United Kingdom for taxation purposes, be a “close” company for those purposes. Section 13 could, if applied, result in a person with such an interest in the Fund being treated for the purposes of United Kingdom taxation of chargeable gains as if a part of any capital gain accruing to the Fund (such as on a disposal of any of its investments) had accrued to that person directly, that part being equal to the proportion of the gain that corresponds to that person’s proportionate interest in the Fund (determined as mentioned above).

Under the corporate debt tax regime in the United Kingdom any corporate Shareholder which is within the charge to United Kingdom corporation tax will be taxed on the increase in value of its holding on a mark to market basis (rather than on disposal) or will obtain tax relief on any equivalent decrease in value, if the investments held by the Fund within which the Shareholder invests, consist of more than 60% (by value) of “qualifying investments”. Qualifying investments are broadly those, which yield a return directly or indirectly in the form of interest.

Transfer taxes may be payable by the Fund in the United Kingdom and elsewhere in relation to the acquisition and/or disposal of Investments. In particular, stamp duty reserve tax at the rate of 0.5% (or, if the transfer does not take place in dematerialised form, stamp duty at an equivalent rate) will be payable by the Fund in the United Kingdom on the acquisition of shares in companies incorporated in the United Kingdom or which maintain a share register in the United Kingdom. This liability will arise in the course of the Fund’s normal investment activity and on the acquisition of Investments from subscribers on subscription for Shares.

In the absence of an exemption applicable to a prospective Shareholder (such as that available to intermediaries under section 88A of the Finance Act 1986) stamp duty reserve tax (or stamp duty) at the same rate as above will also be payable by prospective Shareholders on the acquisition shares in companies incorporated in the United Kingdom or which maintain a share register in the United Kingdom for the purpose of subsequent subscription for Shares, and may arise on the transfer of Investments to Shareholders on redemption.

Because the Fund is not incorporated in the United Kingdom and the register of holders of Shares will be kept outside the United Kingdom, no liability to stamp duty reserve tax will arise by reason of the transfer, subscription for or redemption of Shares except as stated above. Liability to stamp duty will not arise provided that any instrument in writing transferring Shares in the Fund is executed and retained at all times outside the United Kingdom.

Foreign Account Tax Compliance Act ('FATCA') and other cross border reporting systems

The U.S.-Ireland Agreement to Improve International Tax Compliance and to implement FATCA (the "U.S.-Ireland IGA") was entered into with the intention of enabling the Irish implementation of the Foreign Account Tax Compliance Act provisions of the U.S. Hiring Incentives to Restore Employment Act (“FATCA”), which impose a reporting regime and potentially a 30% withholding tax on certain payments made from (or attributable to) U.S. sources or in respect of U.S. assets to certain categories of recipient including a non-U.S. financial institution (a “foreign financial institution” or “FFI”) that does not comply with the terms of FATCA and is not otherwise exempt. Certain financial institutions (“reporting financial institutions”) are required to provide certain information about their U.S. accountholders to the Irish Revenue Commissioners (which information will in turn be provided to the U.S. tax authority) pursuant to the U.S.-Ireland IGA. It is expected that the Fund will constitute a reporting financial institution for these purposes. Accordingly, the Fund is required to provide certain information about its U.S. Shareholders to the Irish Revenue Commissioners (which information will in turn be provided to the U.S. tax authorities) and is also required to register with the U.S. Internal Revenue Service. It is the intention of the Manager to procure that the Fund is treated as complying with the terms of FATCA by complying with the terms of the reporting system contemplated by the U.S.-Ireland IGA. No assurance can, however, be provided that the Fund will be able to comply with FATCA and, in the event that it is not able to do so, a 30% withholding tax may be imposed on payments it receives from (or which are attributable to) U.S. sources or in respect of U.S. assets, which may reduce the amounts available to it to make payments to its Shareholders.

A number of jurisdictions have entered into multilateral arrangements modelled on the Common Reporting Standard for Automatic Exchange of Financial Account Information published by the OECD. This will require the Manager to provide certain information to the Irish Revenue Commissioners about Shareholders from the jurisdictions which are party to such arrangements (which information will in turn be provided to the relevant tax

authorities).

The OECD Common Reporting Standard (the “CRS”) replaces the previous European information reporting regime in respect of savings income under Directive 2003/48/EC (commonly known as the EU Savings Directive regime).

In light of the above, Shareholders in the ICAV will be required to provide certain information to the Manager to comply with the terms of the reporting systems. Please note that the Manager has determined that the ICAV is not open for investment by any US Person who would be subject to the 1940 Act, the 1933 Act, the CEA, or US income tax unless prior consent is obtained from the Manager.

Data protection notice - collection and exchange of information under the CRS

For the purposes of complying with its obligations under the CRS as implemented in Irish law and to avoid the imposition of financial penalties thereunder, the ICAV may be required to collect certain information in respect of non-Irish resident direct and indirect individual beneficial owners of the Shares and, to the extent required pursuant to the CRS, to annually report such information to the Irish Revenue Commissioners. Such information includes the name, address, jurisdiction of residence, tax identification number (TIN), date and place of birth (as appropriate) of the non-Irish resident direct or indirect beneficial owners of the Shares; the “account number” and the “account balance” or value at the end of each calendar year; and the gross amount paid or credited to the Shareholder during the calendar year (including aggregate redemption payments).

Such information in relation to all non-Irish resident direct or indirect beneficial owners of the Shares will in turn be exchanged, in a secure manner, by the Irish Revenue Commissioners with the tax authorities of other relevant participating jurisdictions under the CRS in accordance with the requirements of (and solely for the purposes of compliance with) the CRS. Further information in relation to the CRS can be found on the AEOI (Automatic Exchange of Information) webpage on www.revenue.ie. All prospective investors should consult with their respective tax advisers regarding the possible implications of CRS on their investments in the ICAV.

Appendix A Details of Each Fund

BlackRock Advantage Europe ex UK Equity Fund

Investment Objective

The investment objective of the BlackRock Advantage Europe ex UK Equity Fund (the “Fund” for the purposes of this section) is to achieve long-term capital growth.

Investment Policy

In order to achieve its investment objective, the Fund invests at least 70% of its Net Asset Value in the equity and equity-related instruments (namely, total return swaps and futures as further described below) of companies domiciled in, listed in, or the main business of which is in, Europe (not including the UK, though there may be exposure to the UK through holding European issued securities of firms with group interests within the UK). These instruments will be listed or traded on the Regulated Markets set out in Appendix E. The Fund does not have any specific industry focus.

The Fund’s assets will be invested in accordance with the ESG Policy described below.

The Fund uses quantitative (i.e. mathematical or statistical) models which are proprietary to the Investment Manager in order to achieve a systematic (i.e. rule based) approach to stock selection. The models select stocks from a broad universe of equities and rank them broadly according to three categories: company fundamentals, market sentiment and macro-economic themes (each of which is described below). The Investment Manager assigns a weighting to each category within the models based on an assessment of the performance, volatility, correlation and turnover within each model. Within the company fundamentals category, the Fund uses techniques to assess stock characteristics such as relative valuation, strength of earnings, quality of balance sheet and cashflow trends. Within the market sentiment category, the Fund uses techniques to assess drivers such as the views of other market participants (for example, sell-side analysts, other investors and company management teams) as well as trends exhibited by related companies. Within the macro-economic themes category, the Fund uses techniques to position the portfolio with respect to certain industries, styles (such as value, momentum and quality), countries and markets which are best placed for prevailing macro conditions. These quantitative models, combined with an automated portfolio construction tool which is proprietary to the Investment Manager, inform which stocks will comprise the Fund’s portfolio, removing any that conflict with the Fund’s ESG Policy outlined below and replacing them with stocks from within the same universe with a similar expected return. The Investment Manager reviews the positions generated by the portfolio construction tool before they are traded to compare against the categories (as described above) inputted to the model and to consider the impact of any subsequent public information in relation to the positions such as merger and acquisition announcements, significant litigation or changes in senior management personnel.

BlackRock evaluates underlying investments in companies according to the good governance criteria outlined in the SFDR where relevant data is available and as appropriate given the underlying investment type. These criteria relate to sound management structures, employee relations, remuneration of staff and tax compliance. BlackRock may consider additional factors relating to good governance in its assessment of the sustainability related characteristics of underlying issuers depending on the particular ESG strategy applicable to the Fund.

BlackRock will assess the good governance assessment framework of any delegated managers, including third party managers, where relevant information is available.

In order to assist in achieving its investment objective, the Fund may also, subject to the conditions set out in Appendix C, invest up to 10% of its Net Asset Value in aggregate in other CIS, including exchange traded funds. The annual report of the Fund shall indicate the maximum proportion of management fees charged both to the Fund and the CIS in which it invests for the period covered by such report. These CIS may be listed or traded on the Regulated Markets set out in Appendix E.

The Fund may invest in FDI for direct investment purposes or for efficient portfolio management purposes (please refer to Appendix B for further information on investing in FDI for direct investment and efficient portfolio management).

The Fund may engage in transactions in a range of FDI, namely total return swaps, futures and options on futures and forward currency exchange contracts in accordance with the limitations set down in Appendix B (subject to

the conditions and within the limits laid down by the Central Bank) to assist in achieving its investment objective and to gain exposure to the equities described above. The reference assets underlying the total return swaps, if any, shall be any security, basket of securities or eligible indices which are consistent with the investment policy of the Fund which are expected to include, without limitation, equity indices giving access to equity securities of the companies domiciled in, listed in, or the main business of which is in, Europe (not including the UK). Details of equity indices utilised by the Fund will be provided in the ICAV's annual report. The counterparties to all swap transactions will be institutions subject to prudential supervision and belonging to categories approved by the Central Bank and will not have discretion over the assets of the Fund. These FDI (each of which is described in further detail in Appendix B) may be dealt OTC or be listed or traded on the Regulated Markets set out in Appendix E.

In implementing its investment policy, the Fund is generally not expected to be leveraged. It may generate leverage if FDI are used; however such leverage is not expected to exceed 30% of the Fund's Net Asset Value. For the purposes of this disclosure, leverage is investment exposure gained through the use of FDI. It is calculated by aggregating the underlying market or notional values of derivative instruments.

The Fund may also invest up to 10% of its Net Asset Value in bonds traded OTC or listed or traded in the Regulated Markets set out in Appendix E (which shall be investment grade (or deemed by the Investment Manager to be of an equivalent rating), corporate or government issued, and fixed or floating rate) and up to 10% of its Net Asset Value in cash and deposits (excluding any cash held for the purposes of supporting positions in FDI).

Additional Information: ESG Policy

The Investment Manager will apply the BlackRock EMEA Baseline Screens (as described in Appendix K).

Additional information: use of benchmark index

The Fund is actively managed. The Investment Manager has discretion to select the Fund's investments and in doing so will refer to the MSCI Europe ex UK Index (the "Index") when constructing the Fund's portfolio, and also for risk management purposes to ensure that the active risk (i.e. degree of deviation from the index) taken by the Fund remains appropriate given the Fund's investment objective and policy. The Investment Manager is not bound by the components or weighting of the Index when selecting investments, nor is the Index reflective of the Fund's ESG Policy. The Investment Manager may also use its discretion to invest in securities not included in the Index in order to take advantage of specific investment opportunities. However, the geographical scope of the investment objective and policy may have the effect of limiting the extent to which the portfolio holdings will deviate from the Index. The Fund is designed to provide investors with achievement of the investment objective by typically taking a conservative level of active risk relative to the index in order to seek a commensurate active return in excess of applicable management fees over the long term (i.e. 5 years or more). The Index should be used by investors to compare the performance of the Fund – please see the section headed Performance Fee Benchmark, below.

Base Currency

EUR.

Fees

The following fees are payable out of the Net Asset Value of the Fund.

Share Class	Ongoing Charge	Performance Fee
Class A Shares	0.70%	N/A
Class D Shares	0.35%	N/A
Class DP Shares	Up to 0.35%	Up to 20.00%
Class X Shares	0.00%	N/A

Performance Fee Type

Type B

Performance Fee Benchmark

The Performance Fee Benchmark will be the MSCI Europe ex UK Index (the “Index” for the purposes of this section). The Index measures the performance of large- and mid-capitalisation companies in developed countries in Europe, excluding the UK. Further information on the Index can be found at www.msci.com. The Index is utilised for performance fee calculation purposes.

Valuation and dealing

Dealings in Shares of the Fund can normally be effected daily. Orders for subscription, redemption and conversion of Shares should be received by the Transfer Agent or the local Investor Services team before the Cut-Off Point and the prices applied will be those calculated as at the Valuation Point. Any dealing orders received by the Transfer Agent or the local Investor Services team after the Cut-Off Point will be dealt with on the next Dealing Day. Please see the Sections headed “Subscription for Shares” and “Redemption of Shares”.

Risk Management Approach

Commitment approach.

For further details on the Fund’s risk management approach, please refer to Appendix B.

BlackRock Advantage Europe Equity Fund

Investment Objective

The investment objective of the BlackRock Advantage Europe Equity Fund (the “Fund” for the purposes of this section) is to achieve long-term capital growth.

Investment Policy

In order to achieve its investment objective, the Fund invests at least 70% of its Net Asset Value in the equity and equity-related instruments (namely, total return swaps and futures as further described below) of companies domiciled in, listed in, or the main business of which is in, Europe. These instruments will be listed or traded on the Regulated Markets set out in Appendix E. The Fund does not have any specific industry focus.

The Fund’s assets will be invested in accordance with the ESG Policy described below.

The Fund uses quantitative (i.e. mathematical or statistical) models which are proprietary to the Investment Manager in order to achieve a systematic (i.e. rule based) approach to stock selection. The models select stocks from a broad universe of equities and rank them broadly according to three categories: company fundamentals, market sentiment and macro-economic themes (each of which is described below). The Investment Manager assigns a weighting to each category within the models based on an assessment of the performance, volatility, correlation and turnover within each model. Within the company fundamentals category, the Fund uses techniques to assess stock characteristics such as relative valuation, strength of earnings, quality of balance sheet and cashflow trends. Within the market sentiment category, the Fund uses techniques to assess drivers such as the views of other market participants (for example, sell-side analysts, other investors and company management teams) as well as trends exhibited by related companies. Within the macro-economic themes category, the Fund uses techniques to position the portfolio with respect to certain industries, styles (such as value, momentum and quality), countries and markets which are best placed for prevailing macro conditions. These quantitative models, combined with an automated portfolio construction tool which is proprietary to the Investment Manager, inform which stocks will comprise the Fund’s portfolio, removing any that conflict with the Fund’s ESG Policy outlined below and replacing them with stocks from within the same universe with a similar expected return. The Investment Manager reviews the positions generated by the portfolio construction tool before they are traded to compare against the categories (as described above) inputted to the model and to consider the impact of any subsequent public information in relation to the positions such as merger and acquisition announcements, significant litigation or changes in senior management personnel.

BlackRock evaluates underlying investments in companies according to the good governance criteria outlined in the SFDR where relevant data is available and as appropriate given the underlying investment type. These criteria relate to sound management structures, employee relations, remuneration of staff and tax compliance. BlackRock may consider additional factors relating to good governance in its assessment of the sustainability related characteristics of underlying issuers depending on the particular ESG strategy applicable to the Fund.

BlackRock will assess the good governance assessment framework of any delegated managers, including third party managers, where relevant information is available.

In order to assist in achieving its investment objective, the Fund may also, subject to the conditions set out in Appendix C, invest up to 10% of its Net Asset Value in aggregate in other CIS, including exchange traded funds. The annual report of the Fund shall indicate the maximum proportion of management fees charged both to the Fund and the CIS in which it invests for the period covered by such report. These CIS may be listed or traded on the Regulated Markets set out in Appendix E.

The Fund may invest in FDI for direct investment purposes or for efficient portfolio management purposes (please refer to Appendix B for further information on investing in FDI for direct investment and efficient portfolio management).

The Fund may engage in transactions in a range of FDI, namely total return swaps, futures and options on futures and forward currency exchange contracts in accordance with the limitations set down in Appendix B (subject to the conditions and within the limits laid down by the Central Bank) to assist in achieving its investment objective and to gain exposure to the equities described above. The reference assets underlying the total return swaps, if any, shall be any security, basket of securities or eligible indices which are consistent with the investment policy of the Fund which are expected to include, without limitation, equity indices giving access to equity securities of companies domiciled in, listed in, or the main business of which is in, Europe. Details of equity indices utilised by

the Fund will be provided in the ICAV's annual report. The counterparties to all swap transactions will be institutions subject to prudential supervision and belonging to categories approved by the Central Bank and will not have discretion over the assets of the Fund. These FDI (each of which is described in further detail in Appendix B) may be dealt OTC or be listed or traded on the Regulated Markets set out in Appendix E.

In implementing its investment policy, the Fund is generally not expected to be leveraged. It may generate leverage if FDI are used; however such leverage is not expected to exceed 30% of the Fund's Net Asset Value. For the purposes of this disclosure, leverage is investment exposure gained through the use of FDI. It is calculated by aggregating the underlying market or notional values of derivative instruments.

The Fund may also invest up to 10% of its Net Asset Value in bonds traded OTC or listed or traded in the Regulated Markets set out in Appendix E (which shall be investment grade (or deemed by the Investment Manager to be of an equivalent rating), corporate or government issued, and fixed or floating rate) and up to 10% of its Net Asset Value in cash and deposits (excluding any cash held for the purposes of supporting positions in FDI).

Additional Information: ESG Policy

The Investment Manager will apply the BlackRock EMEA Baseline Screens (as described in Appendix K).

Additional information: use of benchmark index

The Fund is actively managed. The Investment Manager has discretion to select the Fund's investments and in doing so will refer to the MSCI Europe Index (the "Index") when constructing the Fund's portfolio, and also for risk management purposes to ensure that the active risk (i.e. degree of deviation from the index) taken by the Fund remains appropriate given the Fund's investment objective and policy. The Investment Manager is not bound by the components or weighting of the Index when selecting investments, nor is the Index reflective of the Fund's ESG Policy. The Investment Manager may also use its discretion to invest in securities not included in the Index in order to take advantage of specific investment opportunities. However, the geographical scope of the investment objective and policy may have the effect of limiting the extent to which the portfolio holdings will deviate from the Index. The Fund is designed to provide investors with achievement of the investment objective by typically taking a conservative level of active risk relative to the index in order to seek a commensurate active return in excess of applicable management fees over the long term (i.e. 5 years or more). The Index should be used by investors to compare the performance of the Fund – please see the section headed Performance Fee Benchmark, below.

Base Currency

EUR.

Fees

The following fees are payable out of the Net Asset Value of the Fund.

Share Class	Ongoing Charge	Performance Fee
Class A Shares	0.70%	N/A
Class D Shares	0.35%	N/A
Class DP Shares	Up to 0.35%	Up to 20.00%
Class X Shares	0.00%	N/A

Performance Fee Type

Type B

Performance Fee Benchmark

The Performance Fee Benchmark will be the MSCI Europe Index (the "Index" for the purposes of this section). The Index measures the performance of large- and mid-capitalisation companies in developed countries in Europe. Further information on the Index can be found at www.msci.com. The Index is utilised for performance fee calculation purposes.

Valuation and dealing

Dealings in Shares of the Fund can normally be effected daily. Orders for subscription, redemption and conversion of Shares should be received by the Transfer Agent or the local Investor Services team before the Cut-

Off Point and the prices applied will be those calculated as at the Valuation Point. Any dealing orders received by the Transfer Agent or the local Investor Services team after the Cut-Off Point will be dealt with on the next Dealing Day. Please see the Sections headed “Subscription for Shares” and “Redemption of Shares”.

Risk Management Approach

Commitment approach.

For further details on the Fund’s risk management approach, please refer to Appendix B.

BlackRock Sustainable Advantage World Equity Fund

Investment Objective

The investment objective of the BlackRock Sustainable Advantage World Equity Fund (the “Fund” for the purposes of this section) is to achieve long-term capital growth, in a manner consistent with the principles of sustainable investing.

Investment Policy

In order to achieve its investment objective, the Fund invests at least 70% of its Net Asset Value in the equity and equity-related instruments (namely, total return swaps and futures as further described below) of companies domiciled in, listed in, or the main business of which is in, global developed markets. These instruments will be listed or traded on the Regulated Markets set out in Appendix E. The Fund does not have any specific industry focus.

The Fund’s assets will be invested in accordance with the ESG Policy described below.

The Fund uses quantitative (i.e. mathematical or statistical) models which are proprietary to the Investment Manager in order to achieve a systematic (i.e. rule based) approach to stock selection. The models select stocks from a broad universe of equities (remaining after the application of ESG exclusionary screens, as described in the ESG Policy below) and rank them broadly according to multiple characteristics, including company fundamentals, market sentiment, macro-economic themes and ESG characteristics (each of which is described below). The Investment Manager assigns a weighting to each category within the models based on an assessment of the performance, volatility, correlation and turnover within each model. Within the company fundamentals category, the Fund uses techniques to assess stock characteristics such as relative valuation, strength of earnings, quality of balance sheet and cashflow trends. Within the market sentiment category, the Fund uses techniques to assess drivers such as the views of other market participants (for example, sell-side analysts, other investors and company management teams) as well as trends exhibited by related companies. Within the macro-economic themes category, the Fund uses techniques to position the portfolio with respect to certain industries, styles (such as value, momentum and quality), countries and markets which are best placed for prevailing macro conditions. The ESG models used fall into various sub-categories, including risk mitigation (identifying companies with a high number of controversies, lawsuits, litigation, or concerns around the amount of tax they pay); human capital (identifying companies who attract a diverse employee base and have fair employment practices); environmental transition (measuring companies’ greenhouse gas emissions, water intensity, and green innovation); and social impact (identifying companies who seek to address social issues and disease burden). ESG data is also incorporated across all the above quantitative models.

These quantitative models, combined with an automated portfolio construction tool which is proprietary to the Investment Manager, inform which stocks will comprise the Fund’s portfolio, removing any that conflict with the Fund’s ESG Policy outlined below and replacing them with stocks from within the same universe with a similar expected return. The Investment Manager reviews the positions generated by the portfolio construction tool before they are traded to compare against the categories (as described above) inputted to the model and to consider the impact of any subsequent public information in relation to the positions such as merger and acquisition announcements, significant litigation or changes in senior management personnel.

BlackRock will assess the good governance assessment framework of any delegated managers, including third party managers, where relevant information is available.

The Fund may also indirectly invest in equities by investing in American Depositary Receipts (ADRs) or Global Depositary Receipts (GDRs), which are listed or traded on stock exchanges and regulated markets outside emerging markets. ADRs and GDRs are investments issued by financial institutions which give exposure to underlying equity securities.

In order to assist in achieving its investment objective, the Fund may also, subject to the conditions set out in Appendix C, invest up to 10% of its Net Asset Value in aggregate in other CIS, including exchange traded funds. The annual report of the Fund shall indicate the maximum proportion of management fees charged both to the Fund and the CIS in which it invests for the period covered by such report. These CIS may be listed or traded on the Regulated Markets set out in Appendix E.

The Fund may invest in FDI for direct investment purposes or for efficient portfolio management purposes (please refer to Appendix B for further information on investing in FDI for direct investment and efficient portfolio management).

The Fund may engage in transactions in a range of FDI, namely total return swaps, futures and options on futures and forward currency exchange contracts in accordance with the limitations set down in Appendix B (subject to the conditions and within the limits laid down by the Central Bank) to assist in achieving its investment objective and to gain exposure to the equities described above. The reference assets underlying the total return swaps, if any, shall be any security, basket of securities or eligible indices which are consistent with the investment policy of the Fund which are expected to include, without limitation, equity indices giving access to equity securities of companies domiciled in, listed in, or the main business of which is in, global developed markets. Details of equity indices utilised by the Fund will be provided in the ICAV's annual report. The counterparties to all swap transactions will be institutions subject to prudential supervision and belonging to categories approved by the Central Bank and will not have discretion over the assets of the Fund. These FDI (each of which is described in further detail in Appendix B) may be dealt OTC or be listed or traded on the Regulated Markets set out in Appendix E.

In implementing its investment policy, the Fund is generally not expected to be leveraged. It may generate leverage if FDI are used; however such leverage is not expected to exceed 30% of the Fund's Net Asset Value. For the purposes of this disclosure, leverage is investment exposure gained through the use of FDI. It is calculated by aggregating the underlying market or notional values of derivative instruments.

The Fund may also invest up to 10% of its Net Asset Value in bonds traded OTC or listed or traded in the Regulated Markets set out in Appendix E (which shall be investment grade (or deemed by the Investment Manager to be of an equivalent rating), corporate or government issued, and fixed or floating rate) and up to 10% of its Net Asset Value in cash and deposits (excluding any cash held for the purposes of supporting positions in FDI).

Additional Information: ESG Policy

The Investment Manager will take into account principles of sustainable investing when selecting the Fund's investments through a combination of exclusionary ESG screens, the use of ESG data in the quantitative models described above and the optimisation of the portfolio using sustainable and ESG characteristics. The Fund will seek where possible and to the extent consistent with its investment objective and strategy, to invest in Sustainable Investments (i.e. investments which the Investment Manager considers to be Sustainable Investments having regard to applicable law and regulation).

The Investment Manager will apply the BlackRock EMEA Baseline Screens (as described in Appendix K) to the Index (as defined 'Additional Information: use of benchmark index' below) in order to create the universe of investible equities to which it applies its quantitative models. As described more fully above, the quantitative models incorporate ESG data across the various characteristics used to score companies. The portfolio construction tool is also subject to investment constraints which optimise the portfolio so that:

- (a) the weighted average ESG rating of the Fund is higher than the ESG rating of the Index after eliminating at least 20% of the least well-rated securities from the Index; and
- (b) the portfolio has a 30-50% lower carbon emissions intensity score overall, relative to the Index.

These ESG ratings and carbon intensity scores are as defined by MSCI.

The Investment Manager will create a portfolio that generally seeks to deliver a superior ESG outcome versus the Index. More than 90% of the issuers of securities (excluding any money market funds) the Fund invests in are ESG rated or have been analysed for ESG purposes.

BlackRock also evaluates underlying investments in companies according to the good governance criteria outlined in the SFDR where relevant data is available and as appropriate given the underlying investment type. These criteria relate to sound management structures, employee relations, remuneration of staff and tax compliance. BlackRock may consider additional factors relating to good governance in its assessment of the sustainability related characteristics of underlying issuers depending on the particular ESG strategy applicable to the Fund.

The Fund may have indirect exposure to the above described issuers, for example where the Fund may through FDI gain exposure to an index which is comprised of one or more of such issuers.

To undertake this analysis, the Investment Manager may use data provided by one or more external ESG research providers and/or proprietary models.

Additional Information: use of benchmark index

The Fund is actively managed. The Investment Manager has discretion to select the Fund's investments and in doing so will refer to the MSCI World Index (the "Index") when constructing the Fund's portfolio, and also for risk management purposes to ensure that the active risk (i.e. degree of deviation from the index) taken by the Fund remains appropriate given the Fund's investment objective and policy. The Investment Manager is not bound by the components or weighting of the Index when selecting investments, nor is the Index reflective of the Fund's ESG Policy. The Investment Manager may also use its discretion to invest in securities not included in the Index in order to take advantage of specific investment opportunities. The Fund is designed to provide investors with achievement of the investment objective by typically taking a conservative level of active risk relative to the index in order to seek a commensurate active return in excess of applicable management fees over the long term (i.e. 5 years or more). The Index should be used by investors to compare the performance of the Fund – please see the section headed Performance Fee Benchmark, below.

Base Currency

USD.

Fees

The following fees are payable out of the Net Asset Value of the Fund.

Share Class	Ongoing Charge	Performance Fee
Class A Shares	0.80%	N/A
Class D Shares	0.40%	N/A
Class DP Shares	Up to 0.40%	Up to 20.00%
Class X Shares	0.00%	N/A
Class S Shares	Up to 0.40%	N/A
Class SI Shares	Up to 0.40%	N/A

Performance Fee Type

Type B

Performance Fee Benchmark

The Performance Fee Benchmark will be the MSCI World Index (the "Index" for the purposes of this section). The Index measures the performance of large- and mid-capitalisation companies in developed countries worldwide. Further information on the Index can be found at www.msci.com. The Index is utilised for performance fee calculation purposes.

Valuation and dealing

Dealings in Shares of the Fund can normally be effected daily. Orders for subscription, redemption and conversion of Shares should be received by the Transfer Agent or the local Investor Services team before the Cut-Off Point and the prices applied will be those calculated as at the Valuation Point. Any dealing orders received by the Transfer Agent or the local Investor Services team after the Cut-Off Point will be dealt with on the next Dealing Day. Please see Sections headed "Subscription for Shares" and "Redemption of Shares".

Risk Management Approach

Commitment approach.

For further details on the Fund's risk management approach, please refer to Appendix B.

BlackRock Advantage Asia ex Japan Equity Fund

Investment Objective

The investment objective of the BlackRock Advantage Asia ex Japan Equity Fund (the “Fund” for the purposes of this section) is to achieve long-term capital growth.

Investment Policy

In order to achieve its investment objective, the Fund invests at least 70% of its Net Asset Value in the equity and equity-related instruments (namely, total return swaps and futures as further described below) of companies domiciled in, listed in, or the main business of which is in, Asia (not including Japan). These instruments will be listed or traded on the Regulated Markets set out in Appendix E. The Fund does not have any specific industry focus.

The Fund’s assets will be invested in accordance with the ESG Policy described below.

The Fund may invest up to 70% of its Net Asset Value in emerging markets. Such exposure may include up to 50% of Net Asset Value in China via Stock Connect and up to 50% of Net Asset Value in India. Please refer to the risk factors headed “India”, “Licensing in India” and “Risks Relation to Investment in the PRC via Stock Connect” for further information on investment in these countries. An investment in the Fund should not constitute a substantial proportion of an investment portfolio and may not be appropriate for all investors. Please refer to the section headed “Risk Factors” for further details.

The Fund uses quantitative (i.e. mathematical or statistical) models which are proprietary to the Investment Manager in order to achieve a systematic (i.e. rule based) approach to stock selection. The models select stocks from a broad universe of equities and rank them broadly according to three categories: company fundamentals, market sentiment and macro-economic themes (each of which is described below). The Investment Manager assigns a weighting to each category within the models based on an assessment of the performance, volatility, correlation and turnover within each model. Within the company fundamentals category, the Fund uses techniques to assess stock characteristics such as relative valuation, strength of earnings, quality of balance sheet and cashflow trends. Within the market sentiment category, the Fund uses techniques to assess drivers such as the views of other market participants (for example, sell-side analysts, other investors and company management teams) as well as trends exhibited by related companies. Within the macro-economic themes category, the Fund uses techniques to position the portfolio with respect to certain industries, styles (such as value, momentum and quality), countries and markets which are best placed for prevailing macro conditions. These quantitative models, combined with an automated portfolio construction tool which is proprietary to the Investment Manager, inform which stocks will comprise the Fund’s portfolio, removing any that conflict with the Fund’s ESG Policy outlined below and replacing them with stocks from within the same universe with a similar expected return. The Investment Manager reviews the positions generated by the portfolio construction tool before they are traded to compare against the categories (as described above) inputted to the model and to consider the impact of any subsequent public information in relation to the positions such as merger and acquisition announcements, significant litigation or changes in senior management personnel.

BlackRock evaluates underlying investments in companies according to the good governance criteria outlined in the SFDR where relevant data is available and as appropriate given the underlying investment type. These criteria relate to sound management structures, employee relations, remuneration of staff and tax compliance. BlackRock may consider additional factors relating to good governance in its assessment of the sustainability related characteristics of underlying issuers depending on the particular ESG strategy applicable to the Fund. BlackRock will assess the good governance assessment framework of any delegated managers, including third party managers, where relevant information is available.

The Fund may also indirectly invest in equities by investing in American Depositary Receipts (ADRs) or Global Depositary Receipts (GDRs), which are listed or traded on stock exchanges and regulated markets outside Asia. ADRs and GDRs are investments issued by financial institutions which give exposure to underlying equity securities. Such underlying equity securities may be issued from within emerging markets jurisdictions.

In order to assist in achieving its investment objective, the Fund may also, subject to the conditions set out in Appendix C, invest up to 10% of its Net Asset Value in aggregate in other CIS, including exchange traded funds. The annual report of the Fund shall indicate the maximum proportion of management fees charged both to the Fund and the CIS in which it invests for the period covered by such report. These CIS may be listed or traded on the Regulated Markets set out in Appendix E.

The Fund may invest in FDI for direct investment purposes or for efficient portfolio management purposes (please refer to Appendix B for further information on investing in FDI for direct investment and efficient portfolio management).

The Fund may engage in transactions in a range of FDI, namely total return swaps, futures and options on futures and forward currency exchange contracts in accordance with the limitations set down in Appendix B (subject to the conditions and within the limits laid down by the Central Bank) to assist in achieving its investment objective and to gain exposure to the equities described above. The reference assets underlying the total return swaps, if any, shall be any security, basket of securities or eligible indices which are consistent with the investment policy of the Fund which are expected to include, without limitation, equity indices giving access to equity securities of companies domiciled in, listed in, or the main business of which is in, Asia (not including Japan). Details of equity indices utilised by the Fund will be provided in the ICAV's annual report. The counterparties to all swap transactions will be institutions subject to prudential supervision and belonging to categories approved by the Central Bank and will not have discretion over the assets of the Fund. These FDI (each of which is described in further detail in Appendix B) may be dealt OTC or be listed or traded on the Regulated Markets set out in Appendix E.

In implementing its investment policy, the Fund is generally not expected to be leveraged. It may generate leverage if FDI are used; however such leverage is not expected to exceed 30% of the Fund's Net Asset Value. For the purposes of this disclosure, leverage is investment exposure gained through the use of FDI. It is calculated by aggregating the underlying market or notional values of derivative instruments.

The Fund may also invest up to 10% of its Net Asset Value in bonds traded OTC or listed or traded in the Regulated Markets set out in Appendix E (which shall be investment grade, (or deemed by the Investment Manager to be of an equivalent rating), corporate or government issued, and fixed or floating rate) and up to 10% of its Net Asset Value in cash and deposits (excluding any cash held for the purposes of supporting positions in FDI).

Additional Information: ESG Policy

The Investment Manager will apply the BlackRock EMEA Baseline Screens (as described in Appendix K).

Additional information: use of benchmark index

The Fund is actively managed. The Investment Manager has discretion to select the Fund's investments and in doing so will refer to the MSCI AC Asia ex Japan Index (the "Index") when constructing the Fund's portfolio, and also for risk management purposes to ensure that the active risk (i.e. degree of deviation from the index) taken by the Fund remains appropriate given the Fund's investment objective and policy. The Investment Manager is not bound by the components or weighting of the Index when selecting investments, nor is the Index reflective of the Fund's ESG Policy. The Investment Manager may also use its discretion to invest in securities not included in the Index in order to take advantage of specific investment opportunities. However, the geographical scope of the investment objective and policy may have the effect of limiting the extent to which the portfolio holdings will deviate from the Index. The Fund is designed to provide investors with achievement of the investment objective by typically taking a conservative level of active risk relative to the index in order to seek a commensurate active return in excess of applicable management fees over the long term (i.e. 5 years or more). The Index should be used by investors to compare the performance of the Fund – please see the section headed Performance Fee Benchmark, below.

Base Currency

USD.

Fees

The following fees are payable out of the Net Asset Value of the Fund.

Share Class	Ongoing Charge	Performance Fee
Class A Shares	0.90%	N/A
Class D Shares	0.45%	N/A
Class DP Shares	Up to 0.45%	Up to 20.00%
Class X Shares	0.00%	N/A

Performance Fee Type

Type B

Performance Fee Benchmark

The Performance Fee Benchmark will be the MSCI AC Asia ex Japan Index (the “Index” for the purposes of this section). The Index measures the performance of large- and mid-capitalisation companies in Asia, excluding Japan. Further information on the Index can be found at www.msci.com. The Index is utilised for performance fee calculation purposes.

Valuation and dealing

Dealings in Shares of the Fund can normally be effected daily. Orders for subscription, redemption and conversion of Shares should be received by the Transfer Agent or the local Investor Services team before the Cut-Off Point and the prices applied will be those calculated as at the Valuation Point. Any dealing orders received by the Transfer Agent or the local Investor Services team after the Cut-Off Point will be dealt with on the next Dealing Day. Please see Sections headed “Subscription for Shares” and “Redemption of Shares”.

Risk Management Approach

Commitment approach.

For further details on the Fund’s risk management approach, please refer to Appendix B.

BlackRock Advantage Emerging Markets Equity Fund

Investment Objective

The investment objective of the BlackRock Advantage Emerging Markets Equity Fund (the “Fund” for the purposes of this section) is to achieve long-term capital growth.

Investment Policy

In order to achieve its investment objective, the Fund invests at least 70% of its Net Asset Value in the equity and equity-related instruments (namely, total return swaps and futures as further described below) of companies domiciled in, listed in, or the main business of which is in, emerging markets. These instruments will be listed or traded on the Regulated Markets set out in Appendix E. The Fund does not have any specific industry focus.

The Fund’s assets will be invested in accordance with the ESG Policy described below.

The Fund may invest up to 100% of its Net Asset Value in emerging markets. Such exposure may include up to 50% of Net Asset Value in China via Stock Connect and up to 50% of Net Asset Value in India. Please refer to the risk factors headed “India”, “Licensing in India” and “Risks Relation to Investment in the PRC via Stock Connect” for further information on investment in these countries. An investment in the Fund should not constitute a substantial proportion of an investment portfolio and may not be appropriate for all investors. Please refer to the section headed “Risk Factors” for further details.

The Fund uses quantitative (i.e. mathematical or statistical) models which are proprietary to the Investment Manager in order to achieve a systematic (i.e. rule based) approach to stock selection. The models select stocks from a broad universe of equities and rank them broadly according to three categories: company fundamentals, market sentiment and macro-economic themes (each of which is described below). The Investment Manager assigns a weighting to each category within the models based on an assessment of the performance, volatility, correlation and turnover within each model. Within the company fundamentals category, the Fund uses techniques to assess stock characteristics such as relative valuation, strength of earnings, quality of balance sheet and cashflow trends. Within the market sentiment category, the Fund uses techniques to assess drivers such as the views of other market participants (for example, sell-side analysts, other investors and company management teams) as well as trends exhibited by related companies. Within the macro-economic themes category, the Fund uses techniques to position the portfolio with respect to certain industries, styles (such as value, momentum and quality), countries and markets which are best placed for prevailing macro conditions. These quantitative models, combined with an automated portfolio construction tool which is proprietary to the Investment Manager, inform which stocks will comprise the Fund’s portfolio, removing any that conflict with the Fund’s ESG Policy outlined below and replacing them with stocks from within the same universe with a similar expected return. The Investment Manager reviews the positions generated by the portfolio construction tool before they are traded to compare against the categories (as described above) inputted to the model and to consider the impact of any subsequent public information in relation to the positions such as merger and acquisition announcements, significant litigation or changes in senior management personnel.

BlackRock evaluates underlying investments in companies according to the good governance criteria outlined in the SFDR where relevant data is available and as appropriate given the underlying investment type. These criteria relate to sound management structures, employee relations, remuneration of staff and tax compliance. BlackRock may consider additional factors relating to good governance in its assessment of the sustainability related characteristics of underlying issuers depending on the particular ESG strategy applicable to the Fund.

BlackRock will assess the good governance assessment framework of any delegated managers, including third party managers, where relevant information is available.

The Fund may also indirectly invest in equities by investing in American Depositary Receipts (ADRs) or Global Depositary Receipts (GDRs), which are listed or traded on stock exchanges and regulated markets outside emerging markets. ADRs and GDRs are investments issued by financial institutions which give exposure to underlying equity securities. Such underlying equity securities may be issued from within emerging markets jurisdictions.

The Fund may have exposure to equity securities traded on Russian markets. This exposure will vary depending on the composition from time to time of the universe of emerging market equities used by the Fund for asset allocation purposes, but will not exceed 50% of the Fund's Net Asset Value.

In order to assist in achieving its investment objective, the Fund may also, subject to the conditions set out in Appendix C, invest up to 10% of its Net Asset Value in aggregate in other CIS, including exchange traded funds. The annual report of the Fund shall indicate the maximum proportion of management fees charged both to the Fund and the CIS in which it invests for the period covered by such report. These CIS may be listed or traded on the Regulated Markets set out in Appendix E.

The Fund may invest in FDI for direct investment purposes or for efficient portfolio management purposes (please refer to Appendix B for further information on investing in FDI for direct investment and efficient portfolio management).

The Fund may engage in transactions in a range of FDI, namely total return swaps, futures and options on futures and forward currency exchange contracts in accordance with the limitations set down in Appendix B (subject to the conditions and within the limits laid down by the Central Bank) to assist in achieving its investment objective and to gain exposure to the equities described above. The reference assets underlying the total return swaps, if any, shall be any security, basket of securities or eligible indices which are consistent with the investment policy of the Fund which are expected to include, without limitation, equity indices giving access to equity securities of companies domiciled in, listed in, or the main business of which is in, the emerging markets. Details of equity indices utilised by the Fund will be provided in the ICAV's annual report. The counterparties to all swap transactions will be institutions subject to prudential supervision and belonging to categories approved by the Central Bank and will not have discretion over the assets of the Fund. These FDI (each of which is described in further detail in Appendix B) may be dealt OTC or be listed or traded on the Regulated Markets set out in Appendix E.

In implementing its investment policy, the Fund is generally not expected to be leveraged. It may generate leverage if FDI are used; however such leverage is not expected to exceed 30% of the Fund's Net Asset Value. For the purposes of this disclosure, leverage is investment exposure gained through the use of FDI. It is calculated by aggregating the underlying market or notional values of derivative instruments.

The Fund may also invest up to 10% of its Net Asset Value in bonds traded OTC or listed or traded in the Regulated Markets set out in Appendix E (which shall be investment grade (or deemed by the Investment Manager to be of an equivalent rating), corporate or government issued, and fixed or floating rate) and up to 10% of its Net Asset Value in cash and deposits (excluding any cash held for the purposes of supporting positions in FDI).

Additional Information: ESG Policy

The Investment Manager will apply the BlackRock EMEA Baseline Screens (as described in Appendix K).

Additional Information: use of benchmark index

The Fund is actively managed. The Investment Manager has discretion to select the Fund's investments and in doing so will refer to the MSCI Emerging Markets Index (the "Index") when constructing the Fund's portfolio, and also for risk management purposes to ensure that the active risk (i.e. degree of deviation from the index) taken

by the Fund remains appropriate given the Fund’s investment objective and policy. The Investment Manager is not bound by the components or weighting of the Index when selecting investments, nor is the Index reflective of the Fund’s ESG Policy. The Investment Manager may also use its discretion to invest in securities not included in the Index in order to take advantage of specific investment opportunities. However, the geographical scope of the investment objective and policy may have the effect of limiting the extent to which the portfolio holdings will deviate from the Index. The Fund is designed to provide investors with achievement of the investment objective by typically taking a conservative level of active risk relative to the index in order to seek a commensurate active return in excess of applicable management fees over the long term (i.e. 5 years or more). The Index should be used by investors to compare the performance of the Fund – please see the section headed Performance Fee Benchmark, below.

Base Currency

USD.

Fees

The following fees are payable out of the Net Asset Value of the Fund.

Share Class	Ongoing Charge	Performance Fee
Class A Shares	0.90%	N/A
Class D Shares	0.45%	N/A
Class DP Shares	Up to 0.45%	Up to 20.00%
Class X Shares	0.00%	N/A

Performance Fee Type

Type B

Performance Fee Benchmark

The Performance Fee Benchmark will be the MSCI Emerging Markets Index (the “Index” for the purposes of this section). The Index measures the performance of large- and mid-capitalisation companies in emerging market countries worldwide. Further information on the Index can be found at www.msci.com. The Index is utilised for performance fee calculation purposes.

Valuation and dealing

Dealings in Shares of the Fund can normally be effected daily. Orders for subscription, redemption and conversion of Shares should be received by the Transfer Agent or the local Investor Services team before the Cut-Off Point and the prices applied will be those calculated as at the Valuation Point. Any dealing orders received by the Transfer Agent or the local Investor Services team after the Cut-Off Point will be dealt with on the next Dealing Day. Please see Sections headed “Subscription for Shares” and “Redemption of Shares”.

Risk Management Approach

Commitment approach.

For further details on the Fund’s risk management approach, please refer to Appendix B.

BlackRock Sustainable Advantage US Equity Fund

Investment Objective

The investment objective of the BlackRock Sustainable Advantage US Equity Fund (the “Fund” for the purposes of this section) is to achieve long-term capital growth, in a manner consistent with the principles of sustainable investing.

Investment Policy

In order to achieve its investment objective, the Fund invests at least 70% of its Net Asset Value in the equity and equity-related instruments (namely, total return swaps and futures as further described below) of companies domiciled in, listed in, or the main business of which is in, the United States. These instruments will be listed or traded on the Regulated Markets set out in Appendix E. The Fund does not have any specific industry focus.

The Fund’s assets will be invested in accordance with the ESG Policy described below.

The Fund uses quantitative (i.e. mathematical or statistical) models which are proprietary to the Investment Manager in order to achieve a systematic (i.e. rule based) approach to stock selection. The models select stocks from a broad universe of equities (remaining after the application of ESG exclusionary screens, as described in the ESG Policy below) and rank them broadly according to multiple characteristics, including company fundamentals, market sentiment, macro-economic themes and ESG characteristics (each of which is described below). The Investment Manager assigns a weighting to each category within the models based on an assessment of the performance, volatility, correlation and turnover within each model. Within the company fundamentals category, the Fund uses techniques to assess stock characteristics such as relative valuation, strength of earnings, quality of balance sheet and cashflow trends. Within the market sentiment category, the Fund uses techniques to assess drivers such as the views of other market participants (for example, sell-side analysts, other investors and company management teams) as well as trends exhibited by related companies. Within the macro-economic themes category, the Fund uses techniques to position the portfolio with respect to certain industries and styles (such as value, momentum and quality), which are best placed for prevailing macro conditions. The ESG models used fall into various sub-categories, including risk mitigation (identifying companies with a high number of controversies, lawsuits, litigation, or concerns around the amount of tax they pay); human capital (identifying companies who attract a diverse employee base and have fair employment practices); environmental transition (measuring companies’ greenhouse gas emissions, water intensity, and green innovation); and social impact (identifying companies who seek to address social issues and disease burden). ESG data is also incorporated across all the above quantitative models.

These quantitative models, combined with an automated portfolio construction tool which is proprietary to the Investment Manager, inform which stocks will comprise the Fund’s portfolio, removing any that conflict with the Fund’s ESG Policy outlined below and replacing them with stocks from within the same universe with a similar expected return. The Investment Manager reviews the positions generated by the portfolio construction tool before they are traded to compare against the categories (as described above) inputted to the model and to consider the impact of any subsequent public information in relation to the positions such as merger and acquisition announcements, significant litigation or changes in senior management personnel.

BlackRock will assess the good governance assessment framework of any delegated managers, including third party managers, where relevant information is available.

In order to assist in achieving its investment objective, the Fund may also, subject to the conditions set out in Appendix C, invest up to 10% of its Net Asset Value in aggregate in other CIS, including exchange traded funds. The annual report of the Fund shall indicate the maximum proportion of management fees charged both to the Fund and the CIS in which it invests for the period covered by such report. These CIS may be listed or traded on the Regulated Markets set out in Appendix E.

The Fund may invest in FDI for direct investment purposes or for efficient portfolio management purposes (please refer to Appendix B for further information on investing in FDI for direct investment and efficient portfolio management).

The Fund may engage in transactions in a range of FDI, namely total return swaps, futures and options on futures and forward currency exchange contracts in accordance with the limitations set down in Appendix B (subject to the conditions and within the limits laid down by the Central Bank) to assist in achieving its investment objective and to gain exposure to the equities described above. The reference assets underlying the total return swaps, if any, shall be any security, basket of securities or eligible indices which are consistent with the investment policy

of the Fund which are expected to include, without limitation, equity indices giving access to equity securities of companies domiciled in, listed in, or the main business of which is in, the United States. Details of equity indices utilised by the Fund will be provided in the ICAV's annual report. The counterparties to all swap transactions will be institutions subject to prudential supervision and belonging to categories approved by the Central Bank and will not have discretion over the assets of the Fund. These FDI (each of which is described in further detail in Appendix B) may be dealt in OTC or be listed or traded on the Regulated Markets set out in Appendix E.

In implementing its investment policy, the Fund is generally not expected to be leveraged. It may generate leverage if FDI are used; however such leverage is not expected to exceed 30% of the Fund's Net Asset Value. For the purposes of this disclosure, leverage is investment exposure gained through the use of FDI. It is calculated by aggregating the underlying market or notional values of derivative instruments.

The Fund may also invest up to 10% of its Net Asset Value in bonds traded OTC or listed or traded in the Regulated Markets set out in Appendix E (which shall be investment grade (or deemed by the Investment Manager to be of an equivalent rating), corporate or government issued, and fixed or floating rate) and up to 10% of its Net Asset Value in cash and deposits (excluding any cash held for the purposes of supporting positions in FDI).

Additional Information: ESG Policy

The Investment Manager will take into account principles of sustainable investing when selecting the Fund's investments through a combination of exclusionary ESG screens, the use of ESG data in the quantitative models described above and the optimisation of the portfolio using sustainable and ESG characteristics. The Fund will seek where possible and to the extent consistent with its investment objective and strategy, to invest in Sustainable Investments (i.e. investments which the Investment Manager considers to be Sustainable Investments having regard to applicable law and regulation).

The Investment Manager will apply the BlackRock EMEA Baseline Screens (as described in Appendix K) to the Index (as defined 'Additional Information: use of benchmark index' below) in order to create the universe of investible equities to which it applies its quantitative models. As described more fully above, the quantitative models incorporate ESG data across the various characteristics used to score companies. The portfolio construction tool is also subject to investment constraints which optimise the portfolio so that:

- (a) the weighted average ESG rating of the Fund is higher than the ESG rating of the Index after eliminating at least 20% of the least well-rated securities from the Index; and
- (b) the portfolio has a 30-50% lower carbon emissions intensity score overall, relative to the Index.

These ESG ratings and carbon intensity scores are as defined by MSCI.

The Investment Manager will create a portfolio that generally seeks to deliver a superior ESG outcome versus the Index. More than 90% of the issuers of securities (excluding any money market funds) the Fund invests in are ESG rated or have been analysed for ESG purposes.

BlackRock also evaluates underlying investments in companies according to the good governance criteria outlined in the SFDR where relevant data is available and as appropriate given the underlying investment type. These criteria relate to sound management structures, employee relations, remuneration of staff and tax compliance. BlackRock may consider additional factors relating to good governance in its assessment of the sustainability related characteristics of underlying issuers depending on the particular ESG strategy applicable to the Fund.

The Fund may have indirect exposure to the above described issuers, for example where the Fund may through FDI gain exposure to an index which is comprised of one or more of such issuers.

To undertake this analysis, the Investment Manager may use data provided by one or more external ESG research providers and/or proprietary models.

Additional information: use of benchmark index

The Fund is actively managed. The Investment Manager has discretion to select the Fund's investments and in doing so will refer to the MSCI USA Index (the "Index") when constructing the Fund's portfolio, and also for risk management purposes to ensure that the active risk (i.e. degree of deviation from the index) taken by the Fund remains appropriate given the Fund's investment objective and policy. The Investment Manager is not bound by

the components or weighting of the Index when selecting investments, nor is the Index reflective of the Fund's ESG Policy. The Investment Manager may also use its discretion to invest in securities not included in the Index in order to take advantage of specific investment opportunities. However, the geographical scope of the investment objective and policy may have the effect of limiting the extent to which the portfolio holdings will deviate from the Index. The Fund is designed to provide investors with achievement of the investment objective by typically taking a conservative level of active risk relative to the index in order to seek a commensurate active return in excess of applicable management fees over the long term (i.e. 5 years or more). The Index should be used by investors to compare the performance of the Fund – please see the section headed Performance Fee Benchmark, below.

Base Currency

USD.

Fees

The following fees are payable out of the Net Asset Value of the Fund.

Share Class	Ongoing Charge	Performance Fee
Class A Shares	0.60%	N/A
Class D Shares	0.30%	N/A
Class DP Shares	Up to 0.30%	Up to 20.00%
Class X Shares	0.00%	N/A

Performance Fee Type

Type B

Performance Fee Benchmark

The Performance Fee Benchmark will be the MSCI USA Index (the "Index" for the purposes of this section). The Index measures the performance of large- and mid-capitalisation companies in the United States. Further information on the Index can be found at www.msci.com. The Index is utilised for performance fee calculation purposes.

Valuation and dealing

Dealings in Shares of the Fund can normally be effected daily. Orders for subscription, redemption and conversion of Shares should be received by the Transfer Agent or the local Investor Services team before the Cut-Off Point and the prices applied will be those calculated as at the Valuation Point. Any dealing orders received by the Transfer Agent or the local Investor Services team after the Cut-Off Point will be dealt with on the next Dealing Day. Please see Sections headed "Subscription for Shares" and "Redemption of Shares".

Risk Management Approach

Commitment approach.

For further details on the Fund's risk management approach, please refer to Appendix B.

BlackRock Sustainable Advantage Emerging Markets ex China Equity Fund

Investment Objective

The investment objective of the BlackRock Sustainable Advantage Emerging Markets ex China Equity Fund (the “Fund” for the purposes of this section) is to achieve long-term capital growth, in a manner consistent with the principles of sustainable investing.

Investment Policy

In order to achieve its investment objective, the Fund invests at least 70% of its Net Asset Value in the equity and equity-related instruments (namely, total return swaps and futures as further described below) of companies domiciled in, listed in, or the main business of which is in, emerging markets, excluding China (which includes Chinese companies listed outside the PRC). These instruments will be listed or traded on the Regulated Markets set out in Appendix E. The Fund does not have any specific industry focus.

The Fund’s assets will be invested in accordance with the ESG Policy described below.

The Fund may invest up to 100% of its Net Asset Value in emerging markets. Such exposure may include up to 50% of Net Asset Value in India. Please refer to the risk factors headed “India” and “Licensing in India” for further information on investment in this country. An investment in the Fund should not constitute a substantial proportion of an investment portfolio and may not be appropriate for all investors. Please refer to the section headed “Risk Factors” for further details.

The Fund uses quantitative (i.e. mathematical or statistical) models which are proprietary to the Investment Manager in order to achieve a systematic (i.e. rule based) approach to stock selection. The models select stocks from a broad universe of equities (remaining after the application of ESG exclusionary screens, as described in the ESG Policy below) and rank them broadly according to multiple characteristics, including company fundamentals, market sentiment, macro-economic themes and ESG characteristics (each of which is described below). The Investment Manager assigns a weighting to each category within the models based on an assessment of the performance, volatility, correlation and turnover within each model.

Within the company fundamentals category, the Fund uses techniques to assess stock characteristics such as relative valuation, strength of earnings, quality of balance sheet and cashflow trends. Within the market sentiment category, the Fund uses techniques to assess drivers such as the views of other market participants (for example, sell-side analysts, other investors and company management teams) as well as trends exhibited by related companies. Within the macro-economic themes category, the Fund uses techniques to position the portfolio with respect to certain industries, styles (including value (i.e. companies that are undervalued relative to their fundamentals where, for example, the current share price or valuation of a company is deemed by the Investment Manager to be undervalued when compared to fundamentals of the company such as the strength of its balance sheet, historical share price performance and peer-assessment of company management), momentum (i.e. companies with upward stock price trends) and quality (i.e. companies that are financially healthy)), countries and markets which are best placed for prevailing macro conditions. The ESG models used fall into various sub-categories, including risk mitigation (identifying companies with a higher number of controversies, lawsuits, litigation, or concerns around the amount of tax they pay relative to other companies); human capital (identifying companies who attract a diverse employee base and have fair employment practices compared with other companies); environmental transition (measuring companies’ greenhouse gas emissions, water intensity, and green innovation relative to other companies); social impact (identifying companies who seek to address social issues and disease burden). ESG data is also incorporated across all the above quantitative models.

These quantitative models, combined with an automated portfolio construction tool which is proprietary to the Investment Manager, inform which stocks will comprise the Fund’s portfolio, removing any that conflict with the Fund’s ESG Policy outlined below and replacing them with stocks from within the same universe with a similar expected return. The Investment Manager reviews the positions generated by the portfolio construction tool before they are traded to compare against the categories (as described above) inputted to the model and to consider the impact of any subsequent public information in relation to the positions such as merger and acquisition announcements, significant litigation or changes in senior management personnel.

BlackRock will assess the good governance assessment framework of any delegated managers, including third party managers, where relevant information is available.

The Fund may also indirectly invest in equities by investing in American Depositary Receipts (ADRs) or Global Depositary Receipts (GDRs), which are listed or traded on stock exchanges and regulated markets outside emerging markets. ADRs and GDRs are investments issued by financial institutions which give exposure to underlying equity securities. Such underlying equity securities may be issued from within emerging markets jurisdictions.

The Fund may have exposure to equity securities traded on Russian markets. This exposure will vary depending on the composition from time to time of the universe of emerging market equities used by the Fund for asset allocation purposes, but will not exceed 50% of the Fund's Net Asset Value.

In order to assist in achieving its investment objective, the Fund may also, subject to the conditions set out in Appendix C, invest up to 10% of its Net Asset Value in aggregate in other CIS, including exchange traded funds. The annual report of the Fund shall indicate the maximum proportion of management fees charged both to the Fund and the CIS in which it invests for the period covered by such report. These CIS may be listed or traded on the Regulated Markets set out in Appendix E.

The Fund may invest in FDI for direct investment purposes or for efficient portfolio management purposes (please refer to Appendix B for further information on investing in FDI for direct investment and efficient portfolio management).

The Fund may engage in transactions in a range of FDI, namely total return swaps, futures and options on futures and forward currency exchange contracts in accordance with the limitations set down in Appendix B (subject to the conditions and within the limits laid down by the Central Bank) to assist in achieving its investment objective and to gain exposure to the equities described above. The reference assets underlying the total return swaps, if any, shall be any security, basket of securities or eligible indices which are consistent with the investment policy of the Fund which are expected to include, without limitation, equity indices giving access to equity securities of companies domiciled in, listed in, or the main business of which is in, the emerging markets. Details of equity indices utilised by the Fund will be provided in the ICAV's annual report. The counterparties to all swap transactions will be institutions subject to prudential supervision and belonging to categories approved by the Central Bank and will not have discretion over the assets of the Fund. These FDI (each of which is described in further detail in Appendix B) may be dealt OTC or be listed or traded on the Regulated Markets set out in Appendix E.

In implementing its investment policy, the Fund is generally not expected to be leveraged. It may generate leverage if FDI are used; however such leverage is not expected to exceed 30% of the Fund's Net Asset Value. For the purposes of this disclosure, leverage is investment exposure gained through the use of FDI. It is calculated by aggregating the underlying market or notional values of derivative instruments.

The Fund may also invest up to 10% of its Net Asset Value in bonds traded OTC or listed or traded in the Regulated Markets set out in Appendix E (which shall be investment grade (or deemed by the Investment Manager to be of an equivalent rating), corporate or government issued, and fixed or floating rate) and up to 10% of its Net Asset Value in cash and deposits (excluding any cash held for the purposes of supporting positions in FDI).

Additional Information: ESG Policy

The Investment Manager will take into account principles of sustainable investing when selecting the Fund's investments through a combination of exclusionary ESG screens, the use of ESG data in the quantitative models described above and the optimisation of the portfolio using sustainable and ESG characteristics. The Fund will seek where possible and to the extent consistent with its investment objective and strategy, to invest in Sustainable Investments (i.e. investments which the Investment Manager considers to be Sustainable Investments having regard to applicable law and regulation).

The Investment Manager will apply the BlackRock EMEA Baseline Screens (as described in Appendix K) to the Index (as defined in 'Additional information: use of benchmark index' below) in order to create the universe of investible equities to which it applies its quantitative models. As described more fully above, the quantitative models incorporate ESG data across the various characteristics used to score companies. The portfolio construction tool is also subject to investment constraints which optimise the portfolio so that:

- (a) the weighted average ESG rating of the Fund is higher than the ESG rating of the Index after eliminating at least 20% of the least well-rated securities from the Index; and

(b) the portfolio has a 30-50% lower carbon emissions intensity score overall, relative to the Index.

These ESG ratings and carbon intensity scores are as defined by MSCI.

The Investment Manager will create a portfolio that generally seeks to deliver a superior ESG outcome versus the Index. More than 90% of the issuers of securities (excluding any money market funds) the Fund invests in are ESG rated or have been analysed for ESG purposes.

BlackRock also evaluates underlying investments in companies according to the good governance criteria outlined in the SFDR where relevant data is available and as appropriate given the underlying investment type. These criteria relate to sound management structures, employee relations, remuneration of staff and tax compliance. BlackRock may consider additional factors relating to good governance in its assessment of the sustainability related characteristics of underlying issuers depending on the particular ESG strategy applicable to the Fund.

The Fund may have indirect exposure to the above described issuers, for example where the Fund may through FDI gain exposure to an index which is comprised of one or more of such issuers. To undertake this analysis, the Investment Manager may use data provided by one or more external ESG research providers and/or proprietary models.

Additional Information: use of benchmark index

The Fund is actively managed. The Investment Manager has discretion to select the Fund's investments and in doing so will refer to the MSCI Emerging Markets ex China Index (the "Index") when constructing the Fund's portfolio, and also for risk management purposes to ensure that the active risk (i.e. degree of deviation from the index) taken by the Fund remains appropriate given the Fund's investment objective and policy. The Investment Manager is not bound by the components or weighting of the Index when selecting investments, nor is the Index reflective of the Fund's ESG Policy. The Investment Manager may also use its discretion to invest in securities not included in the Index in order to take advantage of specific investment opportunities. However, the geographical scope of the investment objective and policy may have the effect of limiting the extent to which the portfolio holdings will deviate from the Index. The Fund is designed to provide investors with achievement of the investment objective by typically taking a conservative level of active risk relative to the index in order to seek a commensurate active return in excess of applicable management fees over the long term (i.e. 5 years or more). The Index should be used by investors to compare the performance of the Fund – please see the section headed Performance Fee Benchmark, below.

Base Currency

USD.

Fees

The following fees are payable out of the Net Asset Value of the Fund.

Share Class	Ongoing Charge	Performance Fee
Class A Shares	0.90%	N/A
Class D Shares	0.45%	N/A
Class DP Shares	Up to 0.45%	Up to 20.00%
Class X Shares	0.00%	N/A
Class S Shares	Up to 0.55%	N/A

Performance Fee Type

Type B

Performance Fee Benchmark

The Performance Fee Benchmark will be the MSCI Emerging Markets ex China Index (the "Index" for the purposes of this section). The Index measures the performance of large- and mid-capitalisation companies in emerging market countries (excluding China) worldwide. Further information on the Index can be found at www.msci.com. The Index is utilised for performance fee calculation purposes.

Valuation and dealing

Dealings in Shares of the Fund can normally be effected daily. Orders for subscription, redemption and conversion of Shares should be received by the Transfer Agent or the local Investor Services team before the Cut-Off Point and the prices applied will be those calculated as at the Valuation Point. Any dealing orders received by the Transfer Agent or the local Investor Services team after the Cut-Off Point will be dealt with on the next Dealing Day. Please see Sections headed “Subscription for Shares” and “Redemption of Shares”.

Risk Management Approach

Commitment approach.

For further details on the Fund’s risk management approach, please refer to Appendix B.

BlackRock Systematic Global Convertible Bond Fund

Investment Objective

The investment objective of the BlackRock Systematic Global Convertible Bond Fund (the “Fund” for the purposes of this section) is to provide a total return in the form of capital and income.

Investment Policy

In order to achieve its investment objective, the Fund invests at least 70% of its Net Asset Value in fixed income securities and instruments relating to fixed income securities (namely, total return swaps, credit default swaps, interest rate swaps, futures, FX forwards and options (including without limitation the options embedded in convertible bonds) as further described below) issued in global developed markets and emerging markets. The fixed income securities and instruments related to fixed income securities will be traded OTC or listed or traded in the Regulated Markets set out in Appendix E and may be investment grade (or deemed by the Investment Manager to be of an equivalent rating), below investment grade or unrated, corporate or government issued, and fixed or floating rate. At least 60% of the Fund’s Net Asset Value will be invested in convertible bonds. The Fund may have a maximum exposure to equities of 20% at any time. The Fund does not have any specific industry focus. The Fund may invest in excess of 20% of its Net Asset Value in emerging markets. **An investment in the Fund should not constitute a substantial proportion of an investment portfolio and may not be appropriate for all investors. Please refer to the section headed “Risk Factors” for further details.**

The Fund uses quantitative (i.e. mathematical or statistical) models which are proprietary to the Investment Manager in order to achieve a systematic (i.e. rule based) approach to security selection. The models select securities from a broad universe of fixed income and fixed income-related securities (as described above) and rank them broadly according to three categories: issuer fundamentals, market sentiment and valuation (each of which is described below). The Investment Manager assigns a weighting to each category within the models based on an assessment of the performance, volatility, correlation and turnover within each model. Within the issuer fundamentals category, the Fund uses techniques to assess security characteristics such as strength of earnings, quality of balance sheet and cashflow trends. Within the market sentiment category, the Fund uses techniques to assess drivers such as the views of other market participants (for example, sell-side analysts, other investors and management teams) as well as trends exhibited by entities related to the securities. Within the valuations category, the Fund uses techniques to compare the market price of the security with its intrinsic value. These quantitative models, combined with an automated portfolio construction tool which is proprietary to the Investment Manager, inform which securities will comprise the Fund’s portfolio. The Investment Manager reviews the positions generated by the portfolio construction tool before they are traded to compare against the categories (as described above) inputted to the model and to consider the impact of any subsequent public information or other relevant information that cannot be captured systematically or evaluated in relation to the positions such as merger and acquisition announcements, significant litigation, security covenants or changes in senior management personnel.

In order to assist in achieving its investment objective, the Fund may also, subject to the conditions set out in Appendix C, invest up to 10% of its Net Asset Value in aggregate in other CIS, including exchange traded funds.

The annual report of the Fund shall indicate the maximum proportion of management fees charged both to the Fund and the CIS in which it invests for the period covered by such report. These CIS may be listed or traded on the Regulated Markets set out in Appendix E. Where the Investment Manager believes that it is in the best interests of the Fund (such as, in exceptional market conditions or where the Investment Manager is of the opinion that there are insufficient investment opportunities), the Investment Manager may retain a significant proportion of the Fund in cash and/or cash equivalents (such as term deposits and bank certificates), liquid government debt instruments and money market instruments (including certificates of deposit, commercial paper and bankers acceptances).

The Fund may invest in FDI for direct investment purposes or for efficient portfolio management purposes (please refer to Appendix B for further information on investing in FDI for direct investment and efficient portfolio management). Any non-US Dollar currency exposure of the Fund will be hedged into US Dollars as far as practicable.

The Fund may engage in transactions in a range of FDI, namely total return swaps, credit default swaps, interest rate swaps, futures, FX forwards and options (including without limitation the options embedded in convertible bonds as further explained) in accordance with the limitations set down in Appendix B (subject to the conditions and within the limits laid down by the Central Bank) to assist in achieving its investment objective and to gain exposure to the securities described above. The reference assets underlying the total return swaps, if any, shall be any security, basket of securities or eligible indices which are consistent with the investment policy of the Fund which are expected to include, without limitation, equity and fixed income indices giving access to securities of companies domiciled in, listed in, or the main business of which is in, global developed as well as emerging markets. Details of equity and fixed income indices utilised by the Fund will be provided in the ICAV's annual report. The counterparties to all swap transactions will be institutions subject to prudential supervision and belonging to categories approved by the Central Bank and will not have discretion over the assets of the Fund. These FDI (each of which is described in further detail in Appendix B) may be dealt OTC or be listed or traded on the Regulated Markets set out in Appendix E.

The Fund may generate leverage where FDIs are used. In implementing its investment policy the Fund is generally expected to be leveraged at around 100% of its Net Asset Value. The Fund may have higher levels of leverage on a short-term basis, including in atypical or volatile market conditions and through the use of FDI disclosed above, however leverage is not expected to exceed 300% of its Net Asset Value. For the purposes of this disclosure, leverage is investment exposure gained through the use of FDIs. It is calculated using the sum of the notional values of all of the FDIs held by the Fund, without netting.

Convertible bonds typically allow the holder to “convert” all or part of the principal balance together with accrued interest into common stock of the same issuer at a pre-determined conversion rate or pursuant to a pre-determined formula. Convertible bonds therefore typically embed an option and will therefore embed leverage, although such leverage is not expected to be material. Such embedded leverage is considered when calculating the leverage limits outlined above.

Additional information: use of benchmark index

The Fund is actively managed. The Investment Manager has discretion to select the Fund's investments and in doing so may take into consideration the Refinitiv Global Convertible Bond Index (the “Index”) when constructing the Fund’s portfolio, and also for risk management purposes to ensure that the active risk (i.e. degree of deviation from the index) taken by the Fund remains appropriate given the Fund’s investment objective and policy. The Investment Manager is not bound by the components or weighting of the Index when selecting investments. The Investment Manager may use its discretion to invest in securities not included in the Index in order to take advantage of specific investment opportunities. The Index should be used by investors to compare the performance of the Fund – please see the section headed Performance Fee Benchmark, below.

Base Currency

USD.

Fees

The following fees are payable out of the Net Asset Value of the Fund.

Share Class	Ongoing Charge	Performance Fee
Class A Shares	1.00%	N/A
Class D Shares	0.50%	N/A
Class DP Shares	Up to 0.50%	Up to 20.00%

Class X Shares	0.00%	N/A
Class Z Shares	Up to 0.50%	N/A

Performance Fee Type

Type B

Performance Fee Benchmark

The Performance Fee Benchmark will be the Refinitiv Global Convertible Bond Index (the “Index” for the purposes of this section), hedged or unhedged as appropriate for the relevant share class. The Index (including any relevant hedged sub-indices) is a total return index designed to provide a broad measure of the performance of the investable, global convertible bond market. Further information on the Index and its sub-indices can be found at www.thomsonreuters.com. The Index is utilised for performance fee calculation purposes.

Valuation and dealing

Dealings in Shares of the Fund can normally be effected daily. Orders for subscription, redemption and conversion of Shares should be received by the Transfer Agent or the local Investor Services team before the Cut-Off Point and the prices applied will be those calculated as at the Valuation Point. Any dealing orders received by the Transfer Agent or the local Investor Services team after the Cut-Off Point will be dealt with on the next Dealing Day. Please see Sections headed “Subscription for Shares” and “Redemption of Shares”.

Risk Management Approach

The Investment Manager uses Relative VaR to monitor and manage the global exposure of the Fund using the Thomson Reuters Global Convertible Bond Index (hedged or unhedged as appropriate for the relevant Share Class), as the appropriate benchmark. The Investment Manager may change the benchmark from time to time. Further detail as to the composition of the benchmark is available from the Investment Manager on request.

For further details on the Fund’s risk management approach, please refer to Appendix B.

BlackRock Global High Yield Sustainable Credit Screened Fund

Investment Objective

The investment objective of the BlackRock Global High Yield Sustainable Credit Screened Fund (the “Fund” for the purposes of this section) is to provide a total return in the form of capital growth and income.

Investment Policy

The Fund seeks to achieve its objective by investing at least 80% of its Net Asset Value in high yield fixed income securities issued by corporate issuers and instruments relating to such securities (namely total return swaps, credit default swaps, currency swaps, futures, forwards and investments in structured products) along with any other securities or instruments outlined in Appendix B. The Fund may (in addition to fixed income securities issued by corporate issuers and related instruments) invest in government bonds, municipal bonds, sovereign and supranational debt, and instruments relating to such bonds. The Fund will invest at least 80% of its Net Asset Value in fixed income securities and instruments relating to such securities that are issued in developed markets. Up to 20% of the Fund’s Net Asset Value may be invested in emerging markets. In all cases, the fixed income securities and instruments relating to such securities in which the Fund invests will be traded OTC or listed or traded in the Regulated Markets set out in Appendix E, may be investment grade (or deemed by the Investment Manager to be of an equivalent rating), below investment grade or unrated and may be fixed or floating rate. The Fund does not have any specific industry focus. **An investment in the Fund should not constitute a substantial proportion of an investment portfolio and may not be appropriate for all investors. Please refer to the section headed “Risk Factors” for further details.**

The Fund’s assets will be invested in accordance with the ESG Policy described below.

The Investment Manager employs a credit-screening strategy to assist the Investment Manager in minimising the Fund’s exposure to fixed income securities believed to be most susceptible to excessive price deterioration. This strategy utilises a screening process which includes investment grade and high yield credit markets in the US, UK and Europe and combines quantitative modelling techniques with the Investment Manager’s analysis. The same process is also used to monitor securities within the Fund’s portfolio on an ongoing basis. The quantitative modelling techniques score and rank securities on quantitative factors such as fundamentals, valuation and market sentiment. Within the issuer fundamentals category, the Fund uses techniques to assess security characteristics such as strength of earnings, quality of balance sheet and cashflow trends. Within the valuations category, the Fund uses techniques to compare the market price of the security with its intrinsic value. Within the market sentiment category, the Fund uses techniques to assess drivers such as the views of other market participants (for example, sell-side analysts, other investors and management teams) as well as trends exhibited by entities related to the securities. The securities with the lowest scores are deemed at risk of significant deterioration and are analysed by the Investment Manager for exclusion from the Fund’s portfolio.

BlackRock evaluates underlying investments in companies according to the good governance criteria outlined in the SFDR where relevant data is available and as appropriate given the underlying investment type. These criteria relate to sound management structures, employee relations, remuneration of staff and tax compliance. BlackRock may consider additional factors relating to good governance in its assessment of the sustainability related characteristics of underlying issuers depending on the particular ESG strategy applicable to the Fund.

BlackRock will assess the good governance assessment framework of any delegated managers, where relevant information is available.

In order to assist in achieving its investment objective, the Fund may also, subject to the conditions set out in Appendix C, invest up to 10% of its Net Asset Value in aggregate in other CIS, including exchange traded funds. The annual report of the Fund shall indicate the maximum proportion of management fees charged both to the Fund and the CIS in which it invests for the period covered by such report. These CIS may be listed or traded on the Regulated Markets set out in Appendix E. Where the Investment Manager believes that it is in the best interests of the Fund (such as, in exceptional market conditions or where the Investment Manager is of the opinion that there are insufficient investment opportunities), the Investment Manager may retain a significant proportion of the Fund in cash and/or cash equivalents (such as term deposits and bank certificates), liquid government debt instruments and money market instruments (including certificates of deposit, commercial paper and bankers acceptances).

The Fund may invest in FDI for direct investment purposes or for efficient portfolio management purposes (please refer to Appendix B for further information on investing in FDI for direct investment and efficient portfolio

management). Any non-US Dollar currency exposure of the Fund will be hedged into US Dollars as far as practicable.

Where the Fund invests in FDI (as above, these may include total return swaps, credit default swaps, currency swaps, futures and forwards and any other instruments or securities outlined in Appendix B), it shall do so within the limitations specified in Appendix B (subject to the conditions and within the limits laid down by the Central Bank) to assist in achieving its investment objective and to gain exposure to the fixed income securities described above. The reference assets underlying the total return swaps, if any, shall be any security, basket of securities or eligible indices which are consistent with the investment policy of the Fund which are expected to include, without limitation, fixed income indices giving access to the fixed income instruments listed above. Details of fixed income indices utilised by the Fund will be provided in the ICAV's annual report. The counterparties to any swap transactions will be institutions subject to prudential supervision and belonging to categories approved by the Central Bank and will not have discretion over the assets of the Fund. These FDI (each of which is described in further detail in Appendix B) may be dealt OTC or be listed or traded on the Regulated Markets set out in Appendix E.

In implementing its investment policy, the Fund is generally not expected to be leveraged. It may generate leverage intermittently if FDI are used; however, such leverage will not exceed 100% of its Net Asset Value pursuant to the UCITS Regulations. For the purposes of this disclosure, leverage is investment exposure gained through the use of FDI. It is calculated by aggregating the underlying market or notional values of derivative instruments.

Additional Information: ESG Policy

The Investment Manager will apply the BlackRock EMEA Baseline Screens (as described in Appendix K).

The Investment Manager may also review the resulting universe to remove issuers with the lowest ESG scores. To undertake this analysis, the Investment Manager may use data provided by external ESG research providers, proprietary models and local intelligence and may undertake site visits.

The Investment Manager will create a portfolio with a higher ESG outcome versus the ICE BofA Merrill Lynch Developed Markets High Yield Constrained Index 100% USD Hedged Index (the "Index") and the weighted average ESG rating of the Fund will be higher than the ESG rating of the Index and the Investment Manager intends the Fund to have a carbon emissions intensity score that is 30% lower than the Index. ESG ratings and carbon intensity scores are provided by ESG research providers. The Index is a high yield developed markets corporate credit index administered by ICE Data Services. Further information on the Index can be requested from the Investment Manager.

The Fund will seek where possible and to the extent consistent with its investment objective and strategy, to invest in Sustainable Investments. Should existing holdings, compliant at the time of investment with the ESG Policy, subsequently become ineligible under the ESG Policy, they will be divested by the Fund within a reasonable period of time.

Additional information: use of benchmark index

The Fund is actively managed and the Investment Manager has discretion to select the Fund's investments. In doing so, the Investment Manager will refer to the Index when constructing the Fund's portfolio, and also for risk management purposes to ensure that the active risk (i.e. degree of deviation from the index) taken by the Fund remains appropriate given the Fund's investment objective and policy. The Fund is designed to provide investors with a selected exposure to the Index as described in its objectives and policy which may generate a modest positive or negative tracking difference. The Investment Manager may also use its discretion to invest in securities not included in the Index in order to take advantage of specific investment opportunities. However, credit rating requirements of the investment objective and policy may have the effect of limiting the extent to which the portfolio holdings will deviate from the Index. The Fund is designed to provide investors with achievement of the investment objective by typically taking a low to conservative level of active risk relative to the index in order to seek a commensurate active return in excess of applicable management fees over the medium term (i.e. 3 years or more). The Investment Manager is not bound by the components or weighting of the Index when selecting investments, nor is the Index reflective of the Fund's ESG Policy. The Index should be used by investors to compare the performance of the Fund.

Base Currency

USD.

Fees

The following fees are payable out of the Net Asset Value of the Fund.

Share Class	Ongoing Charge	Performance Fee
Class A Shares	0.60%	N/A
Class D Shares	0.30%	N/A
Class X Shares	0.00%	N/A
Class Z Shares	Up to 0.30%	N/A

Performance Fee Type

Type B

Valuation and dealing

Dealings in Shares of the Fund can normally be effected daily. Orders for subscription, redemption and conversion of Shares should be received by the Transfer Agent or the local Investor Services team before the Cut-Off Point and the prices applied will be those calculated as at the Valuation Point. Any dealing orders received by the Transfer Agent or the local Investor Services team after the Cut-Off Point will be dealt with on the next Dealing Day. Please see Sections headed “Subscription for Shares” and “Redemption of Shares”.

Risk Management Approach

Commitment approach.

For further details on the Fund’s risk management approach, please refer to Appendix B.

BlackRock Tactical Opportunities Fund

Investment Objective

The investment objective of the BlackRock Tactical Opportunities Fund (the “Fund” for the purposes of this section) is to provide an absolute return with a limited correlation to market movements.

Investment Policy

The Fund seeks to achieve its objective by investing globally in equity securities, fixed income securities, instruments relating to such securities (including total return swaps, credit default swaps, interest rate swaps, currency swaps, options, futures, options on futures and forwards), shares or units of CIS, money market instruments, deposits, foreign currencies and cash, along with any other securities or instruments outlined in Appendix B. The Fund will not have a geographical or sector focus but may have a high allocation to particular countries or sectors at any one time. The Fund may have exposure to both developed and emerging markets. The asset allocation of the Fund is intended to be flexible to allow the Fund to allocate across countries and maintain the ability to adjust its exposures as market conditions dictate.

An investment in the Fund should not constitute a substantial proportion of an investment portfolio and may not be appropriate for all investors. Please refer to the section headed “Risk Factors” for further details.

The Fund’s assets will be invested in accordance with the ESG Policy described below.

The Fund will use a combination of systematic (i.e. rule based) models and discretionary investment techniques to allocate assets. The systematic models compare data across various countries to rank expected return opportunities and to appropriately scale the Fund’s exposure. The discretionary investment techniques derive investment themes based on research and analysis of macro-economic data.

The Fund’s investment strategy seeks to evaluate the underlying issuers of the securities and instruments set out above according to the following macroeconomic categories: ‘growth’, ‘inflation’, ‘policy’ and ‘pricing’.

- Within the growth category, the Fund uses statistical and mathematical techniques to assess indicators such as real output, balance of payments (i.e. transactions between entities in a given country with the rest of the world) and economic relationships between different countries.
- Within the inflation category, the Fund uses statistical and mathematical techniques to assess indicators such as inflation pressures, input costs to producers, labour costs and the effects of changes in exchange rates.
- Within the policy category, the Fund uses statistical and mathematical techniques to assess indicators such as fiscal and monetary policy regimes.
- Within the pricing category, the Fund uses statistical and mathematical techniques to assess indicators such as relative value and asset price correlations.

These categories are then used in the Fund’s investment process to determine which markets, securities and foreign currencies will comprise the Fund’s portfolio, with a higher allocation being made to those underlying issuers whose securities correspond positively with the above criteria.

BlackRock evaluates underlying investments in companies according to the good governance criteria outlined in the SFDR where relevant data is available and as appropriate given the underlying investment type. These criteria relate to sound management structures, employee relations, remuneration of staff and tax compliance. BlackRock may consider additional factors relating to good governance in its assessment of the sustainability related characteristics of underlying issuers depending on the particular ESG strategy applicable to the Fund.

BlackRock will assess the good governance assessment framework of any delegated managers, including third party managers, where relevant information is available.

The Fund may invest in a wide range of equity securities issued by companies worldwide. It may also invest in a wide range of fixed income securities, including fixed and floating rate government, corporate and municipal

bonds globally (which may be investment grade, sub-investment grade or unrated, subject to the conditions and within the limits laid down by the Central Bank), and may include asset backed securities, commercial and residential mortgage backed securities, collateralized mortgage obligations, collateralized debt obligations, credit linked notes.

The Fund may hold a wide range of money market instruments, including short-term U.S. government securities, U.S. government agency securities, securities issued by U.S. government-sponsored enterprises and U.S. government instrumentalities (i.e. institutions which perform a public service and are created, controlled by, or closely affiliated with the U.S. government), bank obligations, commercial paper (including asset-backed commercial paper) corporate notes and repurchase agreements. The Fund may invest a significant amount of its Net Asset Value in money-market instruments and in this regard investors should note that holdings in the Fund are subject to the risks associated with investing in a collective investment scheme and not in the nature of a deposit account.

In order to assist in achieving its investment objective, the Fund may also, subject to the conditions set out in Appendix C, invest up to 10% of its Net Asset Value in aggregate in other CIS, including exchange traded funds. The annual report of the Fund shall indicate the maximum proportion of management fees charged both to the Fund and the CIS in which it invests for the period covered by such report. These CIS may be listed or traded on the Regulated Markets set out in Appendix E. Where the Investment Manager believes that it is in the best interests of the Fund (such as, in exceptional market conditions or where the Investment Manager is of the opinion that there are insufficient investment opportunities), the Investment Manager may retain a significant proportion of the Fund in cash and/or cash equivalents (such as term deposits and bank certificates), liquid government debt instruments and money market instruments (including certificates of deposit, commercial paper and bankers acceptances).

The Fund may invest in FDI for direct investment purposes or for efficient portfolio management purposes (please refer to Appendix B for further information on investing in FDI for direct investment and efficient portfolio management).

Where the Fund invests in FDI (as above, these may include total return swaps, credit default swaps, interest rate swaps, currency swaps, options, futures, options on futures, forwards and any other instruments or securities outlined in Appendix B), it shall do so within the limitations specified in Appendix B (subject to the conditions and within the limits laid down by the Central Bank) to assist in achieving its investment objective and to gain exposure to the securities described above. The reference assets underlying the total return swaps, if any, shall be any security, basket of securities or eligible indices which are consistent with the investment policy of the Fund which are expected to include, without limitation, indices giving access to the instruments listed above. Details of indices utilised by the Fund will be provided in the ICAV's annual report. The counterparties to any swap transactions will be institutions subject to prudential supervision and belonging to categories approved by the Central Bank and will not have discretion over the assets of the Fund. These FDI (each of which is described in further detail in Appendix B) may be dealt OTC or be listed or traded on the Regulated Markets set out in Appendix E.

The Fund may generate leverage where FDI are used. In implementing its investment policy, the Fund is generally expected to be leveraged at around 700% of its Net Asset Value. The Fund may have higher levels of leverage on a short-term basis, including in atypical or volatile market conditions and through the use of FDI disclosed above, however leverage is not expected to exceed 1000% of its Net Asset Value. For the purposes of this disclosure, leverage is investment exposure gained through the use of FDI. It is calculated by aggregating the underlying market or notional values of all of the FDI held by the Fund.

Additional Information: ESG Policy

The Investment Manager will seek to limit and/or exclude direct investment (as applicable) in corporate issuers which, in the opinion of the Investment Manager, have exposure to, or ties with, certain sectors. Such issuers include, but are not limited to:

- i) issuers which are engaged in, or are otherwise exposed to, the production of controversial weapons (including, but not limited to, cluster munitions, biological-chemical, landmine, depleted uranium, blinding laser and/or incendiary weapons);
- ii) issuers deriving any revenue from direct involvement in the production of nuclear weapons or nuclear weapon components, or the provision of auxiliary services related to nuclear weapons;
- iii) issuers which produce firearms and/or small arms ammunition intended for retail to civilians;

- iv) issuers which derive more than a certain portion of their revenue from the sale of firearms and/or small arms ammunition to civilians;
- v) issuers deriving more than a certain portion of their revenue from thermal coal extraction and/or thermal coal-based power generation;
- vi) issuers deriving more than a certain portion of their revenue from the production of tar sands (also known as oil sands);
- vii) issuers which produce tobacco and/or tobacco-related products;
- viii) issuers which derive more than a certain portion of their revenue from the distribution, retailing and/or licensing of tobacco and/or tobacco-related products;
- ix) issuers which have been deemed to have failed to comply with UN Global Compact Principles (which cover human rights, labour standards, the environment and anti-corruption); and
- x) issuers involved in such other activities which the Investment Manager has determined (in its absolute discretion) conflict with the Investment Manager’s consideration of ESG related characteristics.

To undertake this analysis, the Investment Manager may use data provided by external ESG research providers, proprietary models and local intelligence and may undertake site visits.

In addition, the Fund will invest in bonds issued by governments that have an ESG sovereign rating of at least BB (as defined by external ESG data vendors).

The Fund may gain limited indirect exposure (through, including but not limited to, FDI and shares or units of CIS) to issuers with exposures that are inconsistent with the ESG criteria described above.

Should existing holdings, compliant at the time of investment with the ESG Policy, subsequently become ineligible under the ESG Policy, they will be divested by the Fund within a reasonable period of time.

Additional information: use of benchmark index

The Fund is actively managed. The Investment Manager has discretion to select the Fund’s investments and is not constrained by any benchmark in this process. The Fund is designed to provide investors with achievement of the investment objective by typically taking a higher level of absolute risk in order to seek a commensurate active return in excess of applicable management fees over the long term (i.e. 5 years or more).

Base Currency

USD.

Fees

The following fees are payable out of the Net Asset Value of the Fund.

Share Class	Ongoing Charge	Performance Fee
Class A Shares	1.50%	N/A
Class D Shares	0.75%	N/A
Class X Shares	0.00%	N/A
Class Z Shares	Up to 0.75%	N/A

Valuation and dealing

Dealings in Shares of the Fund can normally be effected daily. Orders for subscription, redemption and conversion of Shares should be received by the Transfer Agent or the local Investor Services team before the Cut-Off Point and the prices applied will be those calculated as at the Valuation Point. Any dealing orders received by the Transfer Agent or the local Investor Services team after the Cut-Off Point will be dealt with on the next Dealing Day. Please see Sections headed “Subscription for Shares” and “Redemption of Shares”.

Risk Management Approach

Absolute VaR.

For further details on the Fund’s risk management approach, please refer to Appendix B.

BlackRock Global Unconstrained Equity Fund

Investment Objective

The investment objective of the BlackRock Global Unconstrained Equity Fund (the “Fund” for the purposes of this section) is to achieve long-term capital growth by investing in a global portfolio of equity securities.

Investment Policy

The Fund seeks to achieve its objective by investing at least 80% of its total assets in equity securities and equity-related securities (namely American Depositary Receipts (ADRs) and Global Depositary Receipts (GDRs)) of companies domiciled in, or exercising a significant part of their economic activity in, global developed markets. ADRs and GDRs are investments issued by financial institutions which give exposure to underlying equity securities. These instruments will be listed or traded on the Regulated Markets set out in Appendix E.

Investment decisions will be based on fundamental, company-specific research to identify and select the equity and equity-related securities described above that, in the opinion of the Investment Manager, have the potential to produce attractive long-term capital growth. The Investment Manager’s research looks at a range of factors when selecting companies in which to invest including but not limited to an analysis of their competitive advantages, the impact of structural (such as economic, demographic or technological) changes, the quality of management teams and their financial discipline. The Fund’s portfolio is expected to be concentrated (i.e. it is expected to hold exposure to a limited number of different investments, countries and/or sectors). The Fund has an unconstrained investment style (i.e. it will not take a benchmark index into account when selecting the Fund’s investments) and is not subject to any restrictions on the proportion of its assets that it must invest in any particular country, region or industry sector.

An investment in the Fund should not constitute a substantial proportion of an investment portfolio and may not be appropriate for all investors. The Fund has an unconstrained investment style particularly reliant on the ability of the Investment Manager to identify securities that perform well, and the failure of the Investment Manager to do so may result in the Fund underperforming market performance (as represented by benchmark indices) and/or suffering capital losses, which may be significant. Please refer to the section headed “Risk Factors”, and in particular the risk factors headed “Unconstrained Investment Risk” and “Portfolio Concentration Risk”, for further details.

BlackRock evaluates underlying investments in companies according to the good governance criteria outlined in the SFDR where relevant data is available and as appropriate given the underlying investment type. These criteria relate to sound management structures, employee relations, remuneration of staff and tax compliance. BlackRock may consider additional factors relating to good governance in its assessment of the sustainability related characteristics of underlying issuers depending on the particular ESG strategy applicable to the Fund.

BlackRock will assess the good governance assessment framework of any delegated managers, including third party managers, where relevant information is available.

The Fund’s assets will be invested in accordance with the ESG Policy described below.

The Fund may, subject to the conditions set out in Appendix C, invest up to 20% of its Net Asset Value (in aggregate) in other asset classes namely:

1. equity securities and equity related securities (namely ADRs and GDRs) of companies domiciled in, or exercising a significant part of their economic activity in, global emerging markets;
2. cash and/or cash equivalents (such as term deposits and bank certificates), liquid government debt instruments and money market instruments (including certificates of deposit, commercial paper and bankers acceptances); and
3. other CIS, including exchange-traded funds (where the objectives of such CIS are consistent with its objective or for efficiently managing cash holdings and/or collateral) The Fund may not invest more than 10% of its Net Asset Value in other CIS.

The annual report of the Fund shall indicate the maximum proportion of management fees charged both to the Fund and any CIS in which it invests for the period covered by such report. These CIS may be listed or traded on the Regulated Markets set out in Appendix E.

The Fund may invest in FDI for efficient portfolio management purposes (please refer to Appendix B for further information on investing in FDI for efficient portfolio management). Where the Fund invests in FDI, it shall do so within the limitations specified in Appendix B (subject to the conditions and within the limits laid down by the Central Bank). The FDI may be dealt OTC or be listed or traded on the Regulated Markets set out in Appendix E.

In implementing its investment policy, the Fund is generally not expected to be leveraged. It may generate leverage if FDI are used; however such leverage will not exceed 100% of its Net Asset Value pursuant to the UCITS Regulations. For the purposes of this disclosure, leverage is investment exposure gained through the use of FDI. It is calculated by aggregating the underlying market or notional values of derivative instruments.

Additional Information: ESG Policy

Companies are evaluated by the Investment Manager based on their ability to manage the risks and opportunities associated with ESG factors and their ability to strategically manage longer-term issues surrounding ESG and the potential impact this may have on a company's financial performance.

The Investment Manager conducts enhanced analysis on all companies that it considers to have heightened ESG risks, higher carbon emissions and controversial business activities. In such circumstances, the Investment Manager may determine an engagement agenda for discussion with those companies in seeking to improve their ESG credentials. To undertake this analysis, the Investment Manager uses its fundamental insights and may use data provided by external ESG data providers and proprietary models.

The Fund will apply exclusionary screens, the BlackRock EMEA Baseline Screens (as described in Appendix K), to the companies within the investment universe. The Investment Manager then applies its proprietary "Fundamental Insights" methodology (the "Methodology", see further detail on [www.blackrock.com/https://www.blackrock.com/corporate/literature/publication/blackrock-baseline-screens-in-europe-middleeast-and-africa.pdf](https://www.blackrock.com/corporate/literature/publication/blackrock-baseline-screens-in-europe-middleeast-and-africa.pdf)) to identify companies that would otherwise have been excluded by the exclusionary screens but that it considers to be appropriate for investment on the basis that they are "in transition" and focused on meeting sustainability criteria over time, or are otherwise meeting other criteria in accordance with the Methodology requirements.

The Methodology uses quantitative and qualitative inputs generated by the Investment Manager, its affiliates and/or one or more external research providers. Where a company is identified by the Investment Manager as meeting the criteria in the Methodology for investment and is approved in accordance with the Methodology, it is eligible to be held by the Fund. Such companies are regularly reviewed. In the event that the Investment Manager determines that a company fails the criteria in the Methodology (in whole or in part and at any time) or it is not engaging with the Investment Manager on a satisfactory basis, it will be considered for divestment by the Fund in accordance with the Methodology.

Additional Information: use of benchmark index

The Fund is actively managed and the Investment Manager has discretion to select the Fund's investments. The Fund has an unconstrained investment style (i.e. it will not take a benchmark index into account when selecting the Fund's investments). However, the Investment Manager uses the MSCI World Index (the "Index") for risk management purposes to ensure that the active risk (i.e. degree of deviation from the Index) taken by the Fund remains appropriate given the Fund's investment objective and policy (including, in particular, its unconstrained investment style). The Investment Manager is not bound by the components or weighting of the Index when selecting investments, nor is the Index reflective of the Fund's ESG Policy. The Fund's portfolio holdings are expected to deviate materially from the Index. The Index measures the performance of large- and mid-capitalisation companies in developed countries worldwide. The Fund is designed to provide investors with achievement of the investment objective by typically taking a higher level of active risk relative to the index in order to seek a commensurate active return in excess of applicable management fees over the longer term (i.e. 5 years or more). Further information on the Index can be found at www.msci.com. The Index should be used by investors to compare the performance of the Fund.

Base Currency

USD.

Fees

The following fees are payable out of the Net Asset Value of the Fund.

Share Class	Ongoing Charge	Performance Fee
Class A Shares	1.70%	N/A
Class D Shares	0.95%	N/A
Class X Shares	0.00%	N/A
Class Z Shares	0.75%	N/A
Class DP Shares	Up to 0.95%	Up to 20%

Performance Fee Type

Type B

Performance Fee Benchmark

The Performance Fee Benchmark will be the MSCI World Index Net (USD) (the “Index” for the purposes of this section). The Index measures the performance of large- and mid-capitalisation companies in developed countries worldwide. Further information on the Index can be found at www.msci.com. The Index is utilised for performance fee calculation purposes.

Valuation and dealing

Dealings in Shares of the Fund can normally be effected daily. Orders for subscription, redemption and conversion of Shares should be received by the Transfer Agent or the local Investor Services team before the Cut-Off Point and the prices applied will be those calculated as at the Valuation Point. Any dealing orders received by the Transfer Agent or the local Investor Services team after the Cut-Off Point will be dealt with on the next Dealing Day. Please see Sections headed “Subscription for Shares” and “Redemption of Shares”.

Risk Management Approach

Commitment Approach

For further details on the Fund’s risk management approach, please refer to Appendix B.

BlackRock Asian Dragon ESG Screened Fund

Investment Objective

The investment objective of the BlackRock Asian Dragon ESG Screened Fund (the “Fund” for the purposes of this section) is to provide a total return in the form of capital and income.

Investment Policy

In order to achieve its investment objective, the Fund invests at least 70% of its Net Asset Value in equity and equity-related instruments (namely, futures, forwards, options, options on futures, total return swaps, depositary receipts (including American Depositary Receipts, Global Depositary Receipts, Non-Voting Depositary Receipts) and participatory notes (P-notes) of companies domiciled in, or exercising the predominant part of their economic activity in, Asia (not including Japan). Asia (not including Japan) for this purpose means those countries included within the MSCI All Country Asia ex Japan Index. Depositary Receipts and P-notes are investments issued by financial institutions worldwide which give exposure to underlying equity securities consistent with the investment policy of the Fund. The Fund will invest in Depositary Receipts and P-notes where it is more efficient or cost-effective than direct investment. P-notes may embed derivatives and generate leveraged exposure to such equities and equity related securities on behalf of the Fund. These instruments will be listed or traded on the Regulated Markets set out in Appendix E.

The Fund may invest up to 100% of its Net Asset Value in emerging markets. Such exposure may include up to 20% of Net Asset Value in the PRC via Stock Connect. Please refer to the risk factors headed “India”, “Licensing in India” and “Risks Relation to Investment in the PRC via Stock Connect” for further information about countries in which the Fund may invest. An investment in the Fund should not constitute a substantial proportion of an investment portfolio and may not be appropriate for all investors. Please refer to the section headed “Risk Factors” for further details.

The Fund’s assets will be invested in accordance with the ESG Policy described below.

Investment decisions are based on the Investment Manager’s fundamental research that combines top down (i.e. macro-economic) and bottom up (i.e. company-specific) analysis that seeks to identify and select equity and equity-related securities that can, as a portfolio, deliver the Fund’s investment objective. The Investment Manager uses macro-economic research to inform its stock selection and to identify opportunities where it considers particular countries may generate strong performance. The Investment Manager’s company-specific research uses techniques to assess stock characteristics such as relative valuation, strength of earnings, quality of balance sheet and cashflow trends. The Investment Manager has a flexible strategy, i.e. it does not have a persistent bias towards particular categories of investment, such as specific countries (within Asia (not including Japan)), industries or style factors, but it may make allocation decisions based on such categories at particular times. Style factors are specific characteristics of companies that it is considered may drive returns, including “value” (i.e. companies that are undervalued relative to their fundamentals where, for example, the current share price or valuation of a company is deemed by the Investment Manager to be undervalued when compared to fundamentals of the company such as the strength of its balance sheet, historical share price performance and peer-assessment of company management), “momentum” (i.e. companies with upward stock price trends) and “quality” (i.e. companies that are financially healthy).

BlackRock evaluates underlying investments in companies according to the good governance criteria outlined in the SFDR where relevant data is available and as appropriate given the underlying investment type. These criteria relate to sound management structures, employee relations, remuneration of staff and tax compliance. BlackRock may consider additional factors relating to good governance in its assessment of the sustainability related characteristics of underlying issuers depending on the particular ESG strategy applicable to the Fund.

BlackRock will assess the good governance assessment framework of any delegated managers, including third party managers, where relevant information is available.

In order to assist in achieving its investment objective, the Fund may also, subject to the conditions set out in Appendix C, invest up to 10% of its Net Asset Value in aggregate in other CIS, including exchange traded funds where the objectives of such CIS are consistent with its objective or for efficiently managing cash holdings and/or collateral. The annual report of the Fund shall indicate the maximum proportion of management fees charged both to the Fund and the CIS in which it invests for the period covered by such report. These CIS may be listed or traded on the Regulated Markets set out in Appendix E.

The Fund may invest in FDI for direct investment purposes or for efficient portfolio management purposes (please refer to Appendix B for further information on investing in FDI for direct investment and efficient portfolio management).

The Fund may engage in transactions in a range of FDI, namely futures, forwards, options, options on futures, total return swaps and forward currency exchange contracts in accordance with the limitations set down in Appendix B (subject to the conditions and within the limits laid down by the Central Bank) to assist in achieving its investment objective and to gain exposure to the equities described above. The reference assets underlying the total return swaps, if any, shall be any security, basket of securities or eligible indices which are consistent with the investment policy of the Fund which are expected to include, without limitation, equity indices giving access to equity securities of companies domiciled in, listed in, or the main business of which is in, Asia (not including Japan). Details of equity indices utilised by the Fund will be provided in the ICAV's annual report. The counterparties to all swap transactions will be institutions subject to prudential supervision and belonging to categories approved by the Central Bank and will not have discretion over the assets of the Fund. These FDI (each of which is described in further detail in Appendix B) may be dealt OTC or be listed or traded on the Regulated Markets set out in Appendix E.

In implementing its investment policy, the Fund is generally not expected to be leveraged. It may generate leverage if FDI are used; however such leverage will not exceed 100% of its Net Asset Value pursuant to the UCITS Regulations. For the purposes of this disclosure, leverage is investment exposure gained through the use of FDI. It is calculated by aggregating the underlying market or notional values of derivative instruments.

The Fund may invest 10% of its Net Asset Value in bonds traded OTC or listed or traded in the Regulated Markets set out in Appendix E (which may be investment grade (or deemed by the Investment Manager to be of an equivalent rating), below investment grade or unrated, corporate or government issued, and fixed or floating rate), and/or in cash and/or cash equivalents (such as term deposits and bank certificates), liquid government debt instruments and money market instruments (including certificates of deposit, commercial paper and bankers' acceptances).

Additional Information: ESG Policy

The Investment Manager will apply the BlackRock EMEA Baseline Screens (as described in Appendix K).

Additional Information: use of benchmark index

The Fund is actively managed and the Investment Manager has discretion to select the Fund's investments. In doing so, the Investment Manager will refer to the MSCI All Country Asia ex Japan Index (the "Index") when constructing the Fund's portfolio, and also for risk management purposes to ensure that the active risk (i.e. degree of deviation from the index) taken by the Fund remains appropriate given the Fund's investment objective and policy. The Fund is designed to provide investors with selected exposure to the Index, as described in its objective and policy, which may generate a modest positive or negative active gross return. The Investment Manager is not bound by the components or weighting of the Index when selecting investments, nor is the Index reflective of the Fund's ESG Policy. The Investment Manager may use its discretion to invest in securities not included in the Index in order to take advantage of specific investment opportunities. However, the geographical scope requirements of the investment objective and policy may have the effect of limiting the extent to which the portfolio holdings will deviate from the Index. The Index measures the performance of large- and mid-capitalisation companies in countries in Asia (excluding Japan). The Fund is designed to provide investors with achievement of the investment objective by typically taking a moderate level of active risk relative to the index in order to seek a commensurate active return in excess of applicable management fees over the longer term (i.e. 5 years or more). Further information on the Index can be found at www.msci.com. The Index should be used by investors to compare the performance of the Fund.

Base Currency

USD.

Fees

The following fees are payable out of the Net Asset Value of the Fund.

Share Class	Ongoing Charge	Performance Fee
Class A Shares	1.75%	N/A
Class D Shares	1.00%	N/A

Class I Shares	0.80%	N/A
Class X Shares	0.00%	N/A
Class Z Shares	Up to 1.00%	N/A

Valuation and dealing

Dealings in Shares of the Fund can normally be effected daily. Orders for subscription, redemption and conversion of Shares should be received by the Transfer Agent or the local Investor Services team before the Cut-Off Point and the prices applied will be those calculated as at the Valuation Point. Any dealing orders received by the Transfer Agent or the local Investor Services team after the Cut-Off Point will be dealt with on the next Dealing Day. Please see Sections headed “Subscription for Shares” and “Redemption of Shares”.

Risk Management Approach

Commitment approach.

For further details on the Fund’s risk management approach, please refer to Appendix B.

BlackRock Emerging Markets ESG Screened Fund

Investment Objective

The investment objective of the BlackRock Emerging Markets ESG Screened Fund (the “Fund” for the purposes of this section) is to provide a total return in the form of capital and income.

Investment Policy

In order to achieve its investment objective, the Fund invests at least 70% of its Net Asset Value in equity and equity-related instruments (namely, futures, forwards, options, options on futures, total return swaps, depositary receipts (including American Depositary Receipts, Global Depositary Receipts, Non-Voting Depositary Receipts) and participatory notes (P-notes) of companies domiciled in, or exercising the predominant part of their economic activity in, emerging markets. Depositary Receipts and P-notes are investments issued by financial institutions worldwide which give exposure to underlying equity securities consistent with the investment policy of the Fund. The Fund will invest in Depositary Receipts and P-notes where it is more efficient or cost-effective than direct investment. P-notes may embed derivatives and generate leveraged exposure to such equities and equity related securities on behalf of the Fund. The Fund may also invest in the equity and equity-related instruments of companies domiciled in, or exercising the predominant part of their economic activity in, developed markets that have significant business operations in emerging markets. These instruments will be listed or traded on the Regulated Markets set out in Appendix E.

The Fund may invest up to 100% of its Net Asset Value in emerging markets. Such exposure may include up to 20% of Net Asset Value in the PRC via Stock Connect. Please refer to the risk factors headed “India” , “Licensing in India”, “Investments in Brazil”, “Russia” and “Risks Relation to Investment in the PRC via Stock Connect” for further information about countries in which the Fund may invest. An investment in the Fund should not constitute a substantial proportion of an investment portfolio and may not be appropriate for all investors. Please refer to the section headed “Risk Factors” for further details.

The Fund’s assets will be invested in accordance with the ESG Policy described below.

Investment decisions are based on the Investment Manager’s fundamental research that combines top down (i.e. macro-economic and country level) and bottom up (i.e. company-specific) analysis that seeks to identify and select equity and equity-related securities that can, as a portfolio, deliver the Fund’s investment objective. The Investment Manager uses macro-economic and country level research to inform its stock selection and to identify opportunities where it considers particular countries may generate strong performance. The Investment Manager’s company-specific research uses techniques to assess stock characteristics such as relative valuation, strength of earnings, quality of balance sheet and cashflow trends. The Investment Manager has a flexible strategy, i.e. it does not have a persistent bias towards particular categories of investment, such as specific countries (within emerging markets), industries or style factors, but it may make allocation decisions based on such categories at particular times. Style factors are specific characteristics of companies that it is considered may drive returns, including “value” (i.e. companies that are undervalued relative to their fundamentals where, for example, the current share price or valuation of a company is deemed by the Investment Manager to be undervalued when compared to fundamentals of the company such as the strength of its balance sheet, historical share price performance and peer-assessment of company management), “momentum” (i.e. companies with upward stock price trends) and “quality” (i.e. companies that are financially healthy).

BlackRock evaluates underlying investments in companies according to the good governance criteria outlined in the SFDR where relevant data is available and as appropriate given the underlying investment type. These criteria relate to sound management structures, employee relations, remuneration of staff and tax compliance. BlackRock may consider additional factors relating to good governance in its assessment of the sustainability related characteristics of underlying issuers depending on the particular ESG strategy applicable to the Fund.

BlackRock will assess the good governance assessment framework of any delegated managers, including third party managers, where relevant information is available.

The Fund may have exposure to equity securities traded on Russian markets. This exposure will vary depending on the composition from time to time of the universe of emerging market equities used by the Fund for asset allocation purposes, but will not exceed 25% of the Fund’s Net Asset Value.

In order to assist in achieving its investment objective, the Fund may also, subject to the conditions set out in Appendix C, invest up to 10% of its Net Asset Value in aggregate in other CIS, including exchange traded funds where the objectives of such CIS are consistent with its objective or for efficiently managing cash holdings and/or

collateral. The annual report of the Fund shall indicate the maximum proportion of management fees charged both to the Fund and the CIS in which it invests for the period covered by such report. These CIS may be listed or traded on the Regulated Markets set out in Appendix E.

The Fund may invest in FDI for direct investment purposes or for efficient portfolio management purposes (please refer to Appendix B for further information on investing in FDI for direct investment and efficient portfolio management).

The Fund may engage in transactions in a range of FDI, namely futures, forwards, options, options on futures, total return swaps and forward currency exchange contracts in accordance with the limitations set down in Appendix B (subject to the conditions and within the limits laid down by the Central Bank) to assist in achieving its investment objective and to gain exposure to the equities described above. The reference assets underlying the total return swaps, if any, shall be any security, basket of securities or eligible indices which are consistent with the investment policy of the Fund which are expected to include, without limitation, equity indices giving access to equity securities of companies domiciled in, listed in, or the main business of which is in, emerging markets. Details of equity indices utilised by the Fund will be provided in the ICAV's annual report. The counterparties to all swap transactions will be institutions subject to prudential supervision and belonging to categories approved by the Central Bank and will not have discretion over the assets of the Fund. These FDI (each of which is described in further detail in Appendix B) may be dealt OTC or be listed or traded on the Regulated Markets set out in Appendix E.

In implementing its investment policy, the Fund is generally not expected to be leveraged. It may generate leverage if FDI are used; however such leverage will not exceed 100% of its Net Asset Value pursuant to the UCITS Regulations. For the purposes of this disclosure, leverage is investment exposure gained through the use of FDI. It is calculated by aggregating the underlying market or notional values of derivative instruments.

The Fund may invest 10% of its Net Asset Value in bonds traded OTC or listed or traded in the Regulated Markets set out in Appendix E (which may be investment grade (or deemed by the Investment Manager to be of an equivalent rating), below investment grade or unrated, corporate or government issued, and fixed or floating rate), and/or in cash and/or cash equivalents (such as term deposits and bank certificates), liquid government debt instruments and money market instruments (including certificates of deposit, commercial paper and bankers' acceptances).

Additional Information: ESG Policy

The Investment Manager will apply the BlackRock EMEA Baseline Screens (as described in Appendix K).

Additional Information: use of benchmark index

The Fund is actively managed and the Investment Manager has discretion to select the Fund's investments. In doing so, the Investment Manager will refer to the MSCI Emerging Markets Index (the "Index") when constructing the Fund's portfolio, and also for risk management purposes to ensure that the active risk (i.e. degree of deviation from the index) taken by the Fund remains appropriate given the Fund's investment objective and policy. The Fund is designed to provide investors with selected exposure to the Index, as described in its objective and policy, which may generate a modest positive or negative active gross return. The Investment Manager is not bound by the components or weighting of the Index when selecting investments, nor is the Index reflective of the Fund's ESG Policy. The Investment Manager may also use its discretion to invest in securities not included in the Index in order to take advantage of specific investment opportunities. However, the geographical scope requirements of the investment objective and policy may have the effect of limiting the extent to which the portfolio holdings will deviate from the Index. The Index measures the performance of large- and mid-capitalisation companies in countries in emerging markets. Further information on the Index can be found at www.msci.com. The Fund is designed to provide investors with achievement of the investment objective by typically taking a moderate level of active risk relative to the index in order to seek a commensurate active return in excess of applicable management fees over the longer term (i.e. 5 years or more). The Index should be used by investors to compare the performance of the Fund.

Base Currency

USD.

Fees

The following fees are payable out of the Net Asset Value of the Fund.

Share Class	Ongoing Charge	Performance Fee
Class A Shares	1.75%	N/A
Class D Shares	1.00%	N/A
Class I Shares	0.80%	N/A
Class X Shares	0.00%	N/A
Class Z Shares	Up to 1.00%	N/A

Valuation and dealing

Dealings in Shares of the Fund can normally be effected daily. Orders for subscription, redemption and conversion of Shares should be received by the Transfer Agent or the local Investor Services team before the Cut-Off Point and the prices applied will be those calculated as at the Valuation Point. Any dealing orders received by the Transfer Agent or the local Investor Services team after the Cut-Off Point will be dealt with on the next Dealing Day. Please see Sections headed “Subscription for Shares” and “Redemption of Shares”.

Risk Management Approach

Commitment approach.

For further details on the Fund’s risk management approach, please refer to Appendix B.

BlackRock Euro-Markets ESG Screened Fund

Investment Objective

The investment objective of the BlackRock Euro-Markets ESG Screened Fund (the “Fund” for the purposes of this section) is to provide a total return in the form of capital and income.

Investment Policy

In order to achieve its investment objective, the Fund invests at least 70% of its Net Asset Value in equity and equity-related instruments (namely, futures, forwards, options, options on futures and total return swaps) of companies domiciled in those EU Member States participating in the European Economic and Monetary Union (EMU). The Fund may also invest in the equity and equity-related instruments of other companies, including those EU Member States that, in the opinion of the Investment Manager, are likely to join the EMU in the foreseeable future and companies that are domiciled elsewhere but exercise the predominant part of their economic activity in EMU-participating countries. The Investment Manager will take a broad view of political landscape at the time when ascertaining whether a particular country is likely to join the EMU e.g. political statements and actions taken by the EU or the country likely to join the EMU as well as in countries currently within the EMU will be considered. These instruments will be listed or traded on the Regulated Markets set out in Appendix E.

The Fund’s assets will be invested in accordance with the ESG Policy described below.

Investment decisions will be based on fundamental, company-specific research to identify and select equity and equity-related securities that, in the opinion of the Investment Manager, have the potential to produce attractive returns over the medium to long-term. The Investment Manager’s fundamental, company-specific research uses techniques to assess stock characteristics such as relative valuation, strength of earnings, quality of balance sheet and cashflow trends. The Investment Manager has a flexible strategy, i.e. it does not have a persistent bias towards particular categories of investment, such as specific countries (within EU Member States participating in the EMU), industries or style factors, but it may make allocation decisions based on such categories at particular times. Style factors are specific characteristics of companies that it is considered may drive returns, including “value” (i.e. companies that are undervalued relative to their fundamentals where, for example, the current share price or valuation of a company is deemed by the Investment Manager to be undervalued when compared to fundamentals of the company such as the strength of its balance sheet, historical share price performance and peer-assessment of company management), “momentum” (i.e. companies with upward stock price trends) and “quality” (i.e. companies that are financially healthy).

BlackRock evaluates underlying investments in companies according to the good governance criteria outlined in the SFDR where relevant data is available and as appropriate given the underlying investment type. These criteria relate to sound management structures, employee relations, remuneration of staff and tax compliance. BlackRock may consider additional factors relating to good governance in its assessment of the sustainability related characteristics of underlying issuers depending on the particular ESG strategy applicable to the Fund.

BlackRock will assess the good governance assessment framework of any delegated managers, including third party managers, where relevant information is available.

In order to assist in achieving its investment objective, the Fund may also, subject to the conditions set out in Appendix C, invest up to 10% of its Net Asset Value in aggregate in other CIS, including exchange traded funds where the objectives of such CIS are consistent with its objective or for efficiently managing cash holdings and/or collateral. The annual report of the Fund shall indicate the maximum proportion of management fees charged both to the Fund and the CIS in which it invests for the period covered by such report. These CIS may be listed or traded on the Regulated Markets set out in Appendix E.

The Fund may invest in FDI for direct investment purposes or for efficient portfolio management purposes (please refer to Appendix B for further information on investing in FDI for direct investment and efficient portfolio management).

The Fund may engage in transactions in a range of FDI, namely futures, forwards, options, options on futures, total return swaps and forward currency exchange contracts in accordance with the limitations set down in Appendix B (subject to the conditions and within the limits laid down by the Central Bank) to assist in achieving its investment objective and to gain exposure to the equities described above. The reference assets underlying the total return swaps, if any, shall be any security, basket of securities or eligible indices which are consistent with the investment policy of the Fund which are expected to include, without limitation, equity indices giving

access to equity securities of companies domiciled in those EU Member States participating in the EMU. Details of equity indices utilised by the Fund will be provided in the ICAV's annual report. The counterparties to all swap transactions will be institutions subject to prudential supervision and belonging to categories approved by the Central Bank and will not have discretion over the assets of the Fund. These FDI (each of which is described in further detail in Appendix B) may be dealt OTC or be listed or traded on the Regulated Markets set out in Appendix E.

In implementing its investment policy, the Fund is generally not expected to be leveraged. It may generate leverage if FDI are used; however such leverage will not exceed 100% of its Net Asset Value pursuant to the UCITS Regulations. For the purposes of this disclosure, leverage is investment exposure gained through the use of FDI. It is calculated by aggregating the underlying market or notional values of derivative instruments.

The Fund may invest 10% of its Net Asset Value in bonds traded OTC or listed or traded in the Regulated Markets set out in Appendix E (which may be investment grade (or deemed by the Investment Manager to be of an equivalent rating), below investment grade or unrated, corporate or government issued, and fixed or floating rate), and/or in cash and/or cash equivalents (such as term deposits and bank certificates), liquid government debt instruments and money market instruments (including certificates of deposit, commercial paper and bankers' acceptances).

The Fund may invest up to 5% of its Net Asset Value in contingent convertible bonds. A contingent convertible bond is a type of complex debt security which may be converted into the issuer's equity or be partly or wholly written off if a pre-specified trigger event occurs. Please refer to the section headed "Risk Factors" for further details.

Additional Information: ESG Policy

The Investment Manager will apply the BlackRock EMEA Baseline Screens (as described in Appendix K).

Additional Information: use of benchmark index

The Fund is actively managed and the Investment Manager has discretion to select the Fund's investments. In doing so, the Investment Manager will refer to the MSCI EMU Index (the "Index") when constructing the Fund's portfolio, and also for risk management purposes to ensure that the active risk (i.e. degree of deviation from the index) taken by the Fund remains appropriate given the Fund's investment objective and policy. The Fund is designed to provide investors with selected exposure to the Index, as described in its objective and policy, which may generate a modest positive or negative active gross return. The Investment Manager is not bound by the components or weighting of the Index when selecting investments, nor is the Index reflective of the Fund's ESG Policy. The Investment Manager may also use its discretion to invest in securities not included in the Index in order to take advantage of specific investment opportunities. However, the geographical scope requirements of the investment objective and policy may have the effect of limiting the extent to which the portfolio holdings will deviate from the Index. The Index measures the performance of large- and mid-capitalisation companies in EMU countries. Further information on the Index can be found at www.msci.com. The Fund is designed to provide investors with achievement of the investment objective by typically taking a moderate level of active risk relative to the index in order to seek a commensurate active return in excess of applicable management fees over the medium term (i.e. 3 years or more). The Index should be used by investors to compare the performance of the Fund

Base Currency

EUR.

Fees

The following fees are payable out of the Net Asset Value of the Fund.

Share Class	Ongoing Charge	Performance Fee
Class A Shares	1.75%	N/A
Class D Shares	1.00%	N/A
Class I Shares	0.80%	N/A
Class X Shares	0.00%	N/A

Class Z Shares	Up to 1.00%	N/A
----------------	-------------	-----

Valuation and dealing

Dealings in Shares of the Fund can normally be effected daily. Orders for subscription, redemption and conversion of Shares should be received by the Transfer Agent or the local Investor Services team before the Cut-Off Point and the prices applied will be those calculated as at the Valuation Point. Any dealing orders received by the Transfer Agent or the local Investor Services team after the Cut-Off Point will be dealt with on the next Dealing Day. Please see Sections headed “Subscription for Shares” and “Redemption of Shares”.

Risk Management Approach

Commitment approach.

For further details on the Fund’s risk management approach, please refer to Appendix B.

BlackRock US Flexible Equity ESG Screened Fund

Investment Objective

The investment objective of the BlackRock US Flexible Equity ESG Screened Fund (the “Fund” for the purposes of this section) is to provide a total return in the form of capital and income.

Investment Policy

In order to achieve its investment objective, the Fund invests at least 70% of its Net Asset Value in equity and equity-related instruments (namely, futures, forwards, options, options on futures, total return swaps and American Depositary Receipts (ADRs)) of companies domiciled in, or exercising the predominant part of their economic activity in, the US. ADRs are investments issued by US financial institutions which give exposure to underlying equity securities consistent with the investment policy of the Fund. The Fund will invest in ADRs where it is more efficient or cost-effective than direct investment. These instruments will be listed or traded on the Regulated Markets set out in Appendix E.

The Fund’s assets will be invested in accordance with the ESG Policy described below.

The Investment Manager uses both quantitative (i.e. mathematical or statistical) and fundamental techniques (e.g. the analysis of current revenue, financial statements and historical performance) throughout its investment process. It uses quantitative screens which are proprietary to the Investment Manager to evaluate the growth and value potential of US companies within the Russell 1000 Index. The Fund complements this quantitative analysis with fundamental, company-specific research, whereby the Investment Manager uses techniques to assess stock characteristics such as relative valuation, strength of earnings, quality of balance sheet and cashflow trends, to make investment decisions. In general, the Investment Manager has a flexible strategy i.e. it does not have a persistent bias towards particular categories of investment, such as specific industries or style factors, but it may make allocation decisions based on such categories at particular times. Style factors are specific characteristics of companies that it is considered may drive returns, including “value” (i.e. companies that are undervalued relative to their fundamentals where, for example, the current share price or valuation of a company is deemed by the Investment Manager to be undervalued when compared to fundamentals of the company such as the strength of its balance sheet, historical share price performance and peer-assessment of company management), “momentum” (i.e. companies with upward stock price trends) and “quality” (i.e. companies that are financially healthy). The Fund normally invests in instruments that, in the opinion of the Investment Manager, exhibit either growth or value investment characteristics, placing an emphasis as the market outlook warrants (i.e. the Investment Manager generally invests in securities that it considers are best placed for prevailing macro conditions).

BlackRock evaluates underlying investments in companies according to the good governance criteria outlined in the SFDR where relevant data is available and as appropriate given the underlying investment type. These criteria relate to sound management structures, employee relations, remuneration of staff and tax compliance. BlackRock may consider additional factors relating to good governance in its assessment of the sustainability related characteristics of underlying issuers depending on the particular ESG strategy applicable to the Fund.

BlackRock will assess the good governance assessment framework of any delegated managers, including third party managers, where relevant information is available.

In order to assist in achieving its investment objective, the Fund may also, subject to the conditions set out in Appendix C, invest up to 10% of its Net Asset Value in aggregate in other CIS, including exchange traded funds where the objectives of such CIS are consistent with its objective or for efficiently managing cash holdings and/or collateral. The annual report of the Fund shall indicate the maximum proportion of management fees charged both to the Fund and the CIS in which it invests for the period covered by such report. These CIS may be listed or traded on the Regulated Markets set out in Appendix E.

The Fund may invest in FDI for direct investment purposes or for efficient portfolio management purposes (please refer to Appendix B for further information on investing in FDI for direct investment and efficient portfolio management).

The Fund may engage in transactions in a range of FDI, namely futures, forwards, options, options on futures, total return swaps and forward currency exchange contracts in accordance with the limitations set down in Appendix B (subject to the conditions and within the limits laid down by the Central Bank) to assist in achieving its investment objective and to gain exposure to the equities described above. The reference assets underlying the total return swaps, if any, shall be any security, basket of securities or eligible indices which are consistent

with the investment policy of the Fund which are expected to include, without limitation, equity indices giving access to equity securities of companies domiciled in, listed in, or the main business of which is in, the US. Details of equity indices utilised by the Fund will be provided in the ICAV's annual report. The counterparties to all swap transactions will be institutions subject to prudential supervision and belonging to categories approved by the Central Bank and will not have discretion over the assets of the Fund. These FDI (each of which is described in further detail in Appendix B) may be dealt OTC or be listed or traded on the Regulated Markets set out in Appendix E.

In implementing its investment policy, the Fund is generally not expected to be leveraged. It may generate leverage if FDI are used; however, such leverage will not exceed 100% of its Net Asset Value pursuant to the UCITS Regulations. For the purposes of this disclosure, leverage is investment exposure gained through the use of FDI. It is calculated by aggregating the underlying market or notional values of derivative instruments.

The Fund may invest 10% of its Net Asset Value in bonds traded OTC or listed or traded in the Regulated Markets set out in Appendix E (which may be investment grade (or deemed by the Investment Manager to be of an equivalent rating), below investment grade or unrated, corporate or government issued, and fixed or floating rate), and/or in cash and/or cash equivalents (such as term deposits and bank certificates), liquid government debt instruments and money market instruments (including certificates of deposit, commercial paper and bankers' acceptances).

Additional Information: ESG Policy

The Investment Manager will apply the BlackRock EMEA Baseline Screens (as described in Appendix K).

Additional Information: use of benchmark index

The Fund is actively managed and the Investment Manager has discretion to select the Fund's investments. In doing so, the Investment Manager will refer to the Russell 1000 Index (the "Index") when constructing the Fund's portfolio, and also for risk management purposes to ensure that the active risk (i.e. degree of deviation from the index) taken by the Fund remains appropriate given the Fund's investment objective and policy. The Fund is designed to provide investors with selected exposure to the Index, as described in its objective and policy, which may generate a modest positive or negative active gross return. The Investment Manager is not bound by the components or weighting of the Index when selecting investments, nor is the Index reflective of the Fund's ESG Policy. The Investment Manager may also use its discretion to invest in securities not included in the Index in order to take advantage of specific investment opportunities. However, the geographical scope requirements of the investment objective and policy may have the effect of limiting the extent to which the portfolio holdings will deviate from the Index. The Index measures the performance of approximately 1000 of the largest companies in the US equity market. Further information on the Index can be found at www.ftserussell.com. The Fund is designed to provide investors with achievement of the investment objective by typically taking a moderate level of active risk relative to the Index in order to seek a commensurate active return in excess of applicable management fees over the longer term (i.e. 5 years or more). The Index should be used by investors to compare the performance of the Fund. Investors may also use the MSCI USA ESG Index to compare the performance of the Fund.

Base Currency

USD.

Fees

The following fees are payable out of the Net Asset Value of the Fund.

Share Class	Ongoing Charge	Performance Fee
Class A Shares	1.75%	N/A
Class D Shares	1.00%	N/A
Class I Shares	0.80%	N/A
Class X Shares	0.00%	N/A
Class Z Shares	Up to 1.00%	N/A

Valuation and dealing

Dealings in Shares of the Fund can normally be effected daily. Orders for subscription, redemption and conversion of Shares should be received by the Transfer Agent or the local Investor Services team before the Cut-Off Point and the prices applied will be those calculated as at the Valuation Point. Any dealing orders received by the Transfer Agent or the local Investor Services team after the Cut-Off Point will be dealt with on the next Dealing Day. Please see Sections headed “Subscription for Shares” and “Redemption of Shares”.

Risk Management Approach

Commitment approach.

For further details on the Fund’s risk management approach, please refer to Appendix B.

BlackRock Global Impact Fund

Investment Objective

The investment objective of the BlackRock Global Impact Fund (the “Fund”) is to achieve long-term capital growth and income.

Investment Policy

The Fund seeks to achieve its objective by investing at least 80% of its total assets in equity securities and equity-related securities (namely American Depositary Receipts (ADRs) and Global Depositary Receipts (GDRs) of companies globally whose goods and services seek to address the world’s social and environmental problems, as identified in the UN Sustainable Development Goals (see below). ADRs and GDRs are investments issued by financial institutions which give exposure to underlying equity securities. These securities will be listed or traded on the Regulated Markets set out in Appendix E.

Investment decisions will be based on company-specific research (such as relative valuation, strength of earnings, quality of balance sheet and cashflow trends) to identify and select the equity and equity-related securities described above that, in the opinion of the Investment Manager, have the potential to produce attractive long-term returns across “Impact Themes” which are mapped to the UN SDGs. The UN SDGs are a series of goals published by the United Nations who recognise that ending poverty and other deprivations must go hand-in-hand with improvements in health, education, and economic growth, reduction in inequalities, all whilst tackling climate change and working to preserve the planet’s oceans and forests, as set out in more detail on the UN website: <https://www.un.org/sustainabledevelopment/sustainable-development-goals>). The Fund will aim to diversify its investments across companies that have an impact on people and the planet (the “Impact Categories”) across themes including, but not limited to, affordable housing, education and skilling, financial and digital inclusion, public health, safety and security, efficiency, electrification and digitalisation, green energy, pollution remediation and prevention, sustainable food, water and waste.

BlackRock evaluates underlying investments in companies according to the good governance criteria outlined in the SFDR where relevant data is available and as appropriate given the underlying investment type. These criteria relate to sound management structures, employee relations, remuneration of staff and tax compliance. BlackRock may consider additional factors relating to good governance in its assessment of the sustainability related characteristics of underlying issuers depending on the particular ESG strategy applicable to the Fund.

BlackRock will assess the good governance assessment framework of any delegated managers, including third party managers, where relevant information is available.

The Fund will generally invest in developed market countries but may invest up to 30% (in aggregate) of its Net Asset Value in any emerging market country or a frontier market country (which are typically poorer or less developed countries which exhibit lower levels of economic and/or capital market development, and higher levels of share price and currency volatility). These are primarily located in Latin/Central America and the Caribbean, Central and Eastern Europe, Middle East, Africa and Asia. Please refer to the risks associated with investing in emerging markets as set out in the section headed “Risk Factors” and in particular the risk factors headed “Emerging Markets”.

The Fund may make a limited investment (up to 10% of its Net Asset Value) in securities traded on Russian markets and may invest up to 20% of its Net Asset Value in China A Shares traded via Stock Connect (see also “Risks Related to Investment in the PRC via Stock Connect”).

A majority of the assets will be invested in Sustainable Investments. In identifying which underlying holdings the Investment Manager considers to be Sustainable Investments, the Investment Manager will have regard to applicable law and regulation together with the United Nations' Sustainable Development Goals.

The Fund may hold concentrated positions within one or more of the Impact Themes and is expected to invest in small to mid-capitalisation companies (which are companies that, at the time of purchase, typically form the bottom third of global stock markets by market capitalisation). Market capitalisation is the share price of the company multiplied by the number of shares issued. Whilst the Fund will generally be well diversified by country, currency, industry and issuer, it may hold positions that are concentrated in any one of these factors from time to time.

In order to assist in achieving its investment objective, the Fund may also, subject to the conditions set out in Appendix C, invest up to 10% of its Net Asset Value in aggregate in other CIS, including exchange traded funds where the objectives of such CIS are consistent with its objective or for efficiently managing cash holdings and/or collateral. The annual report of the Fund shall indicate the maximum proportion of management fees charged both to the Fund and the CIS in which it invests for the period covered by such report. These CIS may be listed or traded on the Regulated Markets set out in Appendix E.

The Fund may invest in FDI for investment and efficient portfolio management purposes (please refer to Appendix B for further information). Where the Fund invests in FDI, it shall do so within the limitations specified in Appendix B (subject to the conditions and within the limits laid down by the Central Bank). The FDI may be dealt OTC or be listed or traded on the Regulated Markets set out in Appendix E.

The Fund may engage in transactions in a range of FDI, namely futures and options on futures and forward currency exchange contracts in accordance with the limitations set down in Appendix B (subject to the conditions and within the limits laid down by the Central Bank) to assist in achieving its investment objective and to gain exposure to the equities described above. Details of equity indices utilised by the Fund will be provided in the ICAV's annual report. The counterparties to all swap transactions will be institutions subject to prudential supervision and belonging to categories approved by the Central Bank and will not have discretion over the assets of the Fund. These FDI (each of which is described in further detail in Appendix B) may be dealt OTC or be listed or traded on the Regulated Markets set out in Appendix E.

In implementing its investment policy, the Fund is generally not expected to be leveraged. It may generate leverage if FDI are used; however, such leverage will not exceed 100% of its Net Asset Value pursuant to the UCITS Regulations. For the purposes of this disclosure, leverage is investment exposure gained through the use of FDI. It is calculated by aggregating the underlying market or notional values of derivative instruments.

In addition to exposure to Sustainable Investments, all holdings within this Fund will be deemed to do no significant harm to environmental or social factors, as determined by the Investment Manager. The Investment Manager assesses this according to an internal methodology (as amended from time to time) which considers a representative sub-set of Principal Adverse Impact indicators.

An investment in the Fund should not constitute a substantial proportion of an investment portfolio and may not be appropriate for all investors. Please refer to the section headed "Risk Factors", and in particular the risk factors headed "Unconstrained Investment Risk" and "Portfolio Concentration Risk", for further details.

Additional Information: ESG Policy

The Fund adopts a "best in class" approach to sustainable investing. This means that the Fund selects the best issuers (from an ESG perspective) for each relevant sector of activities. More than 90% of the issuers of securities the Fund invests in are ESG rated or have been analysed for ESG purposes.

Additional Information: Use of Benchmark

The Fund is actively managed and the Investment Manager has discretion to select the Fund's investments and is not constrained by any benchmark (other than those applicable to the underlying funds) in this process. In doing so, the Investment Manager will refer to the MSCI All Countries World Index (the "Index") when constructing the Fund's portfolio, and also for risk management purposes to ensure that the active risk (i.e. degree of deviation from the index) taken by the Fund remains appropriate given the Fund's investment objective and policy. The Fund is designed to provide investors with a relative gross return in excess of the Index commensurate with a moderate level of risk and intended to exceed applicable management fees over the long term (i.e. 5 years or more). The Investment Manager is not bound by the components or weighting of the Index when selecting investments, nor is the Index reflective of the Fund's ESG Policy. The Investment Manager may

also use its discretion to invest in securities not included in the Index in order to take advantage of specific investment opportunities. However, the geographical scope requirements of the investment objective and policy may have the effect of limiting the extent to which the portfolio holdings will deviate from the Index. The Index measures the performance of large- and mid-capitalisation companies in developed countries worldwide. The ESG Policy reduces the portfolio of the Fund compared to the Index by at least 20%. Further information on the Index can be found at www.msci.com. The Index should be used by investors to compare the performance of the Fund.

Base Currency

USD.

Fees

The following fees are payable out of the Net Asset Value of the Fund.

Share Class	Ongoing Charge	Performance Fee
Class A Shares	1.70%	N/A
Class D Shares	0.95%	N/A
Class I Shares	0.75%	N/A
Class X Shares	0.00%	N/A
Class Z Shares	Up to 1.00%	N/A
Class S Shares	Up to 1.00%	N/A
Class SI Shares	Up to 1.00%	N/A

Valuation and dealing

Dealings in Shares of the Fund can normally be effected daily. Orders for subscription, redemption and conversion of Shares should be received by the Transfer Agent or the local Investor Services team before the Cut-Off Point and the prices applied will be those calculated as at the Valuation Point. Any dealing orders received by the Transfer Agent or the local Investor Services team after the Cut-Off Point will be dealt with on the next Dealing Day. Please see Sections headed “Subscription for Shares” and “Redemption of Shares”.

Risk Management Approach

Commitment approach.

For further details on the Fund’s risk management approach, please refer to Appendix B.

BlackRock Global Corporate Sustainable Credit Screened Fund

Investment Objective

The investment objective of the BlackRock Global Corporate Sustainable Credit Screened Fund (the “Fund”) is to provide a total return in the form of capital growth and income and invest in a manner consistent with the principles of ESG focused investing.

Investment Policy

The Fund seeks to achieve its objective by investing at least 80% of its Net Asset Value in investment grade (or where unrated deemed by the Investment Manager to be of an equivalent rating) fixed income securities issued by corporate issuers in developed markets (e.g. corporate bonds) and instruments relating to such securities (namely credit default swaps, currency swaps, futures and forwards). The Fund may (in addition to fixed income securities issued by corporate issuers and related instruments) invest in government bonds, municipal bonds, sovereign and supranational debt, and instruments relating to such bonds. Up to 20% of the Fund’s Net Asset Value may be invested in fixed income securities (or instruments related to such securities) of issuers domiciled in emerging markets. The fixed income securities and instruments relating to such securities in which the Fund invests will be traded OTC or listed or traded in the Regulated Markets set out in Appendix E and may be fixed or floating rate. Although the Fund’s focus is on investment grade securities it may also hold securities that are below investment grade or unrated. The Fund does not have any specific industry focus.

The Fund’s assets will be invested in accordance with the ESG Policy described below.

The Investment Manager employs a credit-screening strategy to assist the Investment Manager in minimising the Fund’s exposure to fixed income securities believed to be most susceptible to excessive price deterioration. This strategy utilises a screening process which includes investment grade and high yield credit markets in the US, UK and Europe and combines quantitative modelling techniques with the Investment Manager’s analysis. The same process is also used to monitor securities within the Fund’s portfolio on an ongoing basis. The quantitative modelling techniques score and rank securities on quantitative factors such as fundamentals, valuation and market sentiment. Within the issuer fundamentals category, the Fund uses techniques to assess security characteristics such as strength of earnings, quality of balance sheet and cashflow trends. Within the valuations category, the Fund uses techniques to compare the market price of the security with its intrinsic value. The Investment Manager’s assessment of intrinsic value is based on security characteristics such as strength of earnings, quality of balance sheet and cash flow trends. This valuation is then compared with the market price of the relevant security. Within the market sentiment category, the Fund uses techniques to assess drivers such as the views of other market participants (for example, sell-side analysts, other investors and management teams) as well as trends exhibited by entities related to the securities (for example share price appreciation or depreciation and corporate earnings reports). The securities with the lowest scores are deemed at risk of significant deterioration and are analysed by the Investment Manager for exclusion from the Fund’s portfolio.

BlackRock evaluates underlying investments in companies according to the good governance criteria outlined in the SFDR where relevant data is available and as appropriate given the underlying investment type. These criteria relate to sound management structures, employee relations, remuneration of staff and tax compliance. BlackRock may consider additional factors relating to good governance in its assessment of the sustainability related characteristics of underlying issuers depending on the particular ESG strategy applicable to the Fund.

BlackRock will assess the good governance assessment framework of any delegated managers where relevant information is available.

In order to assist in achieving its investment objective, the Fund may also, subject to the conditions set out in Appendix C, invest up to 10% of its Net Asset Value in aggregate in other CIS, including exchange traded funds. The annual report of the Fund shall indicate the maximum proportion of management fees charged both to the Fund and the CIS in which it invests for the period covered by such report. These CIS may be listed or traded on the Regulated Markets set out in Appendix E. Where the Investment Manager believes that it is in the best interests of the Fund (such as, in exceptional market conditions or where the Investment Manager is of the opinion that there are insufficient investment opportunities), the Investment Manager may retain a significant proportion of the Fund in cash and/or cash equivalents (such as term deposits and bank certificates), liquid government debt instruments and money market instruments (including certificates of deposit, commercial paper and bankers acceptances).

The Fund may invest in FDI for direct investment purposes or for efficient portfolio management purposes (please refer to Appendix B for further information on investing in FDI for direct investment and efficient portfolio

management). Any non-US Dollar currency exposure of the Fund will be hedged into US Dollars as far as practicable.

Where the Fund invests in FDI (as above, these may include credit default swaps, currency swaps, futures and forwards and any other instruments or securities outlined in Appendix B), it shall do so within the limitations specified in Appendix B (subject to the conditions and within the limits laid down by the Central Bank) to assist in achieving its investment objective and to gain exposure to the fixed income securities described above. Details of fixed income indices utilised by the Fund will be provided in the ICAV's annual report. The counterparties to any swap transactions will be institutions subject to prudential supervision and belonging to categories approved by the Central Bank and will not have discretion over the assets of the Fund. These FDI (each of which is described in further detail in Appendix B) may be dealt OTC or be listed or traded on the Regulated Markets set out in Appendix E.

In implementing its investment policy, the Fund is generally not expected to be leveraged. It may generate leverage intermittently if FDI are used; however, such leverage will not exceed 100% of its Net Asset Value pursuant to the UCITS Regulations. For the purposes of this disclosure, leverage is investment exposure gained through the use of FDI. It is calculated by aggregating the underlying market or notional values of derivative instruments.

An investment in the Fund should not constitute a substantial proportion of an investment portfolio and may not be appropriate for all investors. Please refer to the section headed "Risk Factors" for further details.

Additional Information: ESG Policy

More than 90% of the issuers of securities the Fund invests in are ESG rated or have been analysed for ESG purposes.

The Investment Manager will apply the BlackRock EMEA Baseline Screens (as described in Appendix K).

The Investment Manager may also review the resulting universe to remove issuers with the lowest ESG scores.

To undertake this analysis, the Investment Manager may use data provided by external ESG research providers, proprietary models and local intelligence and may undertake site visits.

The Investment Manager will create a portfolio with a higher ESG outcome versus the Bloomberg Global Aggregate Corporate Index (USD Hedged) (the "Index") and the weighted average ESG rating of the Fund will be higher than the ESG rating of the Index and the Investment Manager intends the Fund to have a carbon emissions intensity score that is lower than the Index. ESG ratings and carbon intensity scores are provided by external ESG research providers. The Index is an investment grade developed markets corporate credit index administered by Bloomberg. Further information on the Index can be requested from the Investment Manager.

The Fund will seek where possible and to the extent consistent with its investment objective and strategy, to invest in Sustainable Investments.

Should existing holdings, compliant at the time of investment with the ESG Policy, subsequently become ineligible under the ESG Policy, they will be divested by the Fund within a reasonable period of time.

Additional Information: Use of Benchmark

The Fund is actively managed and the Investment Manager has discretion to select the Fund's investments. In doing so, the Investment Manager will refer to the Bloomberg Barclays Global Aggregate Corporate Index (the "Index") when constructing the Fund's portfolio, and also for risk management purposes to ensure that the active risk (i.e. degree of deviation from the index) taken by the Fund remains appropriate given the Fund's investment objective and policy. The Fund is designed to provide investors with a relative gross return in excess of the Index commensurate with a conservative level of risk and intended to exceed applicable management fees over the long term (i.e. 5 years or more). The Investment Manager is not bound by the components or weighting of the Index when selecting investments, nor is the Index reflective of the Fund's ESG Policy. The Investment Manager may also use its discretion to invest in securities not included in the Index in order to take advantage of specific investment opportunities. However, the geographical scope and credit rating requirements of the investment objective and policy may have the effect of limiting the extent to which the portfolio holdings will deviate from the Index. The Index measures the performance of global investment grade, fixed rate corporate bonds. It is a multi-currency benchmark including bonds from developed and emerging market issuers within the industrial,

utility and financial sectors. Further information on the Index can be found at <https://data.bloomberglp.com/indices>. The Index should be used by investors to compare the performance of the Fund.

Base Currency

USD.

Fees

The following fees are payable out of the Net Asset Value of the Fund.

Share Class	Ongoing Charge	Performance Fee
Class A Shares	0.55%	N/A
Class D Shares	0.25%	N/A
Class X Shares	0.00%	N/A
Class Z Shares	Up to 0.25%	N/A
Class S Shares	Up to 0.25%	N/A
Class SI Shares	Up to 0.25%	N/A

Valuation and dealing

Dealings in Shares of the Fund can normally be effected daily. Orders for subscription, redemption and conversion of Shares should be received by the Transfer Agent or the local Investor Services team before the Cut-Off Point and the prices applied will be those calculated as at the Valuation Point. Any dealing orders received by the Transfer Agent or the local Investor Services team after the Cut-Off Point will be dealt with on the next Dealing Day. Please see Sections headed “Subscription for Shares” and “Redemption of Shares”.

Risk Management Approach

Commitment approach.

For further details on the Fund’s risk management approach, please refer to Appendix B.

BlackRock Global Target Return: Conservative Fund

Investment Objective

The investment objective of the BlackRock Global Target Return: Conservative Fund (the “Fund” for the purposes of this section) is to provide a total return in the form of capital and income, whilst targeting a conservative risk profile.

Investment Policy

The Fund seeks to achieve its objective by investing its assets predominantly in other EEA domiciled UCITS collective investment schemes including UCITS exchange traded funds which may be managed by the Investment Manager or an Affiliate.

The Fund may, subject to the conditions set out in Appendix C, be fully invested in other CIS, including exchange traded funds, where the objectives of such schemes are consistent with its objective or for efficiently managing cash holdings and/or collateral. The underlying CIS in which the Fund may invest will be UCITS domiciled in an EU jurisdiction and are expected to be CIS that are managed by the Investment Manager or an Affiliate, but may also be UCITS that are not managed within the BlackRock Group. The annual report of the Fund shall indicate the maximum proportion of management fees charged both to the Fund and the CIS in which it invests for the period covered by such report. These CIS may be listed or traded on the Regulated Markets set out in Appendix E.

The Fund will also invest globally in equity securities, fixed income securities, instruments relating to such securities (including total return swaps, credit default swaps, interest rate swaps, currency swaps, options, futures, options on futures and forwards), money market instruments, deposits, foreign currencies and cash, along with any other securities or instruments outlined in Appendix B. These instruments will be listed or traded on the Regulated Markets set out in Appendix E (FDI may also be traded OTC as disclosed further below). The Fund will not have a geographical or sector focus but may have a high allocation to particular countries or sectors at any one time. The Fund may have exposure to both developed and emerging markets and may invest up to 50% of its Net Asset Value in emerging markets. The asset allocation of the Fund is intended to be flexible to allow the Fund to allocate tactically across a variety of asset classes and countries and maintain the ability to adjust its exposures as market conditions dictate.

An investment in the Fund should not constitute a substantial proportion of an investment portfolio and may not be appropriate for all investors. Please refer to the section headed “Risk Factors” for further details.

The Fund will use a combination of systematic (i.e. rule based) models and discretionary investment techniques to allocate assets. The systematic models compare data across markets to rank expected return opportunities and to appropriately scale the Fund’s exposure. The discretionary investment techniques derive investment themes based on research and analysis of macro-economic data. The systematic and discretionary models are complementary investment approaches combined by the same investment team both focused on generating macroeconomic insights. The discretionary process aims to generate opportunistic macro themes which drive positioning across asset classes while the systematic process is a rules based, continuous implementation of macro insights to uncover investment opportunities. One approach is not preferred to another but the greater breadth of insights generated by the systematic process typically results in more risk budgeting to that over the discretionary process which is more opportunistic. There is no pre-set proportion of assets that will be selected by either the systematic models or discretionary techniques. The Fund’s investments, whether derived from systematic models, or discretionary techniques, are the product of the application of these approaches in the context of the macroeconomic categories set out below. The discretionary and systematic models are set up at the asset class and sub-asset class levels. Their outputs can accordingly be mapped to various financial instruments in accordance with the underlying portfolio construction and the resulting portfolio’s universe constraints.

The Fund’s investment strategy seeks to evaluate the underlying issuers of the securities and instruments set out above according to the following macroeconomic categories: ‘growth’, ‘inflation’, ‘policy’ and ‘pricing’.

- Within the growth category, the Fund uses statistical and mathematical techniques to assess indicators such as real output, balance of payments (i.e. transactions between entities in a given country with the rest of the world) and economic relationships between different countries.

- Within the inflation category, the Fund uses statistical and mathematical techniques to assess indicators such as inflation pressures, input costs to producers, labour costs and the effects of changes in exchange rates.
- Within the policy category, the Fund uses statistical and mathematical techniques to assess indicators such as fiscal and monetary policy regimes.
- Within the pricing category, the Fund uses statistical and mathematical techniques to assess indicators such as relative value and asset price correlations.

The Investment Manager utilises a combination of fundamental and systematic macroeconomic research to obtain and monitor insights across the four categories mentioned (growth, inflation, policy, pricing). Insights which reflect positively on these measures directly influence the specific instrument, market, security and/or currency used to implement the desired investment view.

The Investment Manager will seek to maintain the Fund's risk profile within a range consistent with a conservative risk profile over time. The Fund's volatility is expected to be 4-8%, defined as the volatility of the Fund's returns converted into an average annual rate, over a five-year period. The Fund will target the stated risk profile by varying its underlying asset exposure in different market conditions. Given the risk profile of the Fund, under normal market conditions the Fund will seek a lower exposure to equity securities, compared to a fund with a higher risk profile which would normally seek to have a lower exposure to fixed income securities. The Fund's risk profile may fall outside the stated range from time to time.

The Fund may invest in equity securities issued by companies worldwide. It may also invest in fixed income securities, including fixed and floating rate government, corporate and municipal bonds globally (which may be investment grade, sub-investment grade or unrated, subject to the conditions and within the limits laid down by the Central Bank), asset backed securities, commercial and residential mortgage backed securities and credit linked notes (structured products with embedded credit default swaps). The Fund may invest up to 25% of its Net Asset Value in sub-investment or unrated securities.

The Fund may hold a wide range of money market instruments, including short-term U.S. government securities, U.S. government agency securities, securities issued by U.S. government-sponsored enterprises and U.S. government instrumentalities (i.e. institutions which perform a public service and are created, controlled by, or closely affiliated with the U.S. government), bank obligations, commercial paper (including asset-backed commercial paper) corporate notes and repurchase agreements. The Fund may invest up to 100% of its Net Asset Value in money-market instruments and in this regard investors should note that holdings in the Fund are subject to the risks associated with investing in a collective investment scheme and not in the nature of a deposit account.

Where the Investment Manager believes that it is in the best interests of the Fund (such as, in exceptional market conditions or where the Investment Manager is of the opinion that there are insufficient investment opportunities), the Investment Manager may retain a significant proportion of the Fund in cash and/or cash equivalents (such as term deposits and bank certificates), liquid government debt instruments and money market instruments (including certificates of deposit, commercial paper and bankers acceptances).

The Fund may invest in FDI for direct investment purposes or for efficient portfolio management purposes (please refer to Appendix B for further information on investing in FDI for direct investment and efficient portfolio management).

Where the Fund invests in FDI (as above, these may include total return swaps, credit default swaps, interest rate swaps, currency swaps, options, futures, options on futures, forwards and any other instruments or securities outlined in Appendix B), it shall do so within the limitations specified in Appendix B (subject to the conditions and within the limits laid down by the Central Bank) to assist in achieving its investment objective and to gain exposure to the securities described above. The reference assets underlying the total return swaps, if any, shall be any security, basket of securities or eligible indices which are consistent with the investment policy of the Fund which are expected to include, without limitation, indices giving access to the instruments listed above. Details of indices utilised by the Fund will be provided in the ICAV's annual report. The counterparties to any swap transactions will be institutions subject to prudential supervision and belonging to categories approved by the Central Bank and will not have discretion over the assets of the Fund. These FDI (each of which is described in

further detail in Appendix B) may be dealt OTC or be listed or traded on the Regulated Markets set out in Appendix E.

The Fund may generate leverage where FDI are used. In implementing its investment policy, the Fund is generally expected to be leveraged at around 100% of its Net Asset Value. The Fund may have higher levels of leverage on a short-term basis, including in atypical or volatile market conditions and through the use of FDI disclosed above, however leverage is not expected to exceed 200% of its Net Asset Value. For the purposes of this disclosure, leverage is investment exposure gained through the use of FDI. It is calculated by aggregating the underlying market or notional values of all of the FDI held by the Fund.

Additional information: use of benchmark index

The Fund is actively managed and the Investment Manager has discretion to select the Fund's investments and is not constrained by any benchmark in this process. The ICE BofAML 3 Month Treasury Bill Index should be used by Shareholders to compare the performance of the Fund.

Base Currency

USD.

Fees

The following fees are payable out of the Net Asset Value of the Fund.

Share Class	Ongoing Charge	Performance Fee
Class A Shares	1.3%	N/A
Class D Shares	0.75%	N/A
Class I Shares	0.60%	N/A
Class X Shares	0.00%	N/A
Class Z Shares	Up to 1%	N/A

Valuation and dealing

Dealings in Shares of the Fund can normally be effected daily. Orders for subscription, redemption and conversion of Shares should be received by the Transfer Agent or the local Investor Services team before the Cut-Off Point and the prices applied will be those calculated as at the Valuation Point. Any dealing orders received by the Transfer Agent or the local Investor Services team after the Cut-Off Point will be dealt with on the next Dealing Day. Please see Sections headed "Subscription for Shares" and "Redemption of Shares".

Risk Management Approach

Absolute VaR.

For further details on the Fund's risk management approach, please refer to Appendix B

BlackRock Global Target Return: Moderate Fund

Investment Objective

The investment objective of the BlackRock Global Target Return: Moderate Fund (the “Fund” for the purposes of this section) is to provide a total return in the form of capital and income, whilst targeting a moderate risk profile.

Investment Policy

The Fund seeks to achieve its objective by investing its assets predominantly in other EEA domiciled UCITS collective investment schemes including UCITS exchange traded funds which may be managed by the Investment Manager or an Affiliate. The Fund will also invest globally in equity securities, fixed income securities, instruments relating to such securities (including total return swaps, credit default swaps, interest rate swaps, currency swaps, options, futures, options on futures and forwards), money market instruments, deposits, foreign currencies and cash, along with any other securities or instruments outlined in Appendix B. These instruments will be listed or traded on the Regulated Markets set out in Appendix E (FDI may also be traded OTC as disclosed further below). The Fund will not have a geographical or sector focus but may have a high allocation to particular countries or sectors at any one time. The Fund may have exposure to both developed and emerging markets and may invest up to 50% of its Net Asset Value in emerging markets. The asset allocation of the Fund is intended to be flexible to allow the Fund to allocate tactically across a variety of asset classes and countries and maintain the ability to adjust its exposures as market conditions dictate.

The Fund may, subject to the conditions set out in Appendix C, be fully invested in other CIS, including exchange traded funds, where the objectives of such schemes are consistent with its objective or for efficiently managing cash holdings and/or collateral. The underlying CIS in which the Fund may invest will be UCITS domiciled in an EU jurisdiction and are expected to be CIS that are managed by the Investment Manager or an Affiliate, but may also be UCITS that are not managed within the BlackRock Group. The annual report of the Fund shall indicate the maximum proportion of management fees charged both to the Fund and the CIS in which it invests for the period covered by such report. These CIS may be listed or traded on the Regulated Markets set out in Appendix E.

An investment in the Fund should not constitute a substantial proportion of an investment portfolio and may not be appropriate for all investors. Please refer to the section headed “Risk Factors” for further details.

The Fund will use a combination of systematic (i.e. rule based) models and discretionary investment techniques to allocate assets. The systematic models compare data across markets to rank expected return opportunities and to appropriately scale the Fund’s exposure. The discretionary investment techniques derive investment themes based on research and analysis of macro-economic data. The systematic and discretionary models are complementary investment approaches combined by the same investment team both focused on generating macroeconomic insights. The discretionary process aims to generate opportunistic macro themes which drive positioning across asset classes while the systematic process is a rules based, continuous implementation of macro insights to uncover investment opportunities. One approach is not preferred to another but the greater breadth of insights generated by the systematic process typically results in more risk budgeting to that over the discretionary process which is more opportunistic. There is no pre-set proportion of assets that will be selected by either the systematic models or discretionary techniques. The Fund’s investments, whether derived from systematic models, or discretionary techniques, are the product of the application of these approaches in the context of the macroeconomic categories set out below. The discretionary and systematic models are set up at the asset class and sub-asset class levels. Their outputs can accordingly be mapped to various financial instruments in accordance with the underlying portfolio construction and the resulting portfolio’s universe constraints.

The Fund’s investment strategy seeks to evaluate the underlying issuers of the securities and instruments set out above according to the following macroeconomic categories: ‘growth’, ‘inflation’, ‘policy’ and ‘pricing’.

- Within the growth category, the Fund uses statistical and mathematical techniques to assess indicators such as real output, balance of payments (i.e. transactions between entities in a given country with the rest of the world) and economic relationships between different countries.
- Within the inflation category, the Fund uses statistical and mathematical techniques to assess indicators such as inflation pressures, input costs to producers, labour costs and the effects of changes in exchange

rates.

- Within the policy category, the Fund uses statistical and mathematical techniques to assess indicators such as fiscal and monetary policy regimes.
- Within the pricing category, the Fund uses statistical and mathematical techniques to assess indicators such as relative value and asset price correlations.

The Investment Manager utilises a combination of fundamental and systematic macroeconomic research to obtain and monitor insights across the four categories mentioned (growth, inflation, policy, pricing). Insights which reflect positively on these measures directly influence the specific instrument, market, security and/or currency used to implement the desired investment view.

The Investment Manager will seek to maintain the Fund's risk profile within a range consistent with a moderate risk profile over time. The Fund's volatility is expected to be 6-10%, defined as the volatility of the Fund's returns converted into an average annual rate, over a five-year period. The Fund will target the stated risk profile by varying its underlying asset exposure in different market conditions. Given the risk profile of the Fund, under normal market conditions the Fund will seek a moderate exposure to equity securities, which may be higher compared to a fund with a conservative risk profile which would normally seek to have a higher exposure to fixed income securities. The Fund's risk profile may fall outside the stated range from time to time.

The Fund may invest in equity securities issued by companies worldwide. It may also invest in fixed income securities, including fixed and floating rate government, corporate and municipal bonds globally (which may be investment grade, sub-investment grade or unrated, subject to the conditions and within the limits laid down by the Central Bank), asset backed securities, commercial and residential mortgage backed securities and credit linked notes (structured products with embedded credit default swaps). The Fund may invest up to 25% of its Net Asset Value in sub-investment or unrated securities.

The Fund may hold a wide range of money market instruments, including short-term U.S. government securities, U.S. government agency securities, securities issued by U.S. government-sponsored enterprises and U.S. government instrumentalities (i.e. institutions which perform a public service and are created, controlled by, or closely affiliated with the U.S. government), bank obligations, commercial paper (including asset-backed commercial paper) corporate notes and repurchase agreements. The Fund may invest up to 100% of its Net Asset Value in money-market instruments and in this regard investors should note that holdings in the Fund are subject to the risks associated with investing in a collective investment scheme and not in the nature of a deposit account.

Where the Investment Manager believes that it is in the best interests of the Fund (such as, in exceptional market conditions or where the Investment Manager is of the opinion that there are insufficient investment opportunities), the Investment Manager may retain a significant proportion of the Fund in cash and/or cash equivalents (such as term deposits and bank certificates), liquid government debt instruments and money market instruments (including certificates of deposit, commercial paper and bankers acceptances).

The Fund may invest in FDI for direct investment purposes or for efficient portfolio management purposes (please refer to Appendix B for further information on investing in FDI for direct investment and efficient portfolio management).

Where the Fund invests in FDI (as above, these may include total return swaps, credit default swaps, interest rate swaps, currency swaps, options, futures, options on futures, forwards and any other instruments or securities outlined in Appendix B), it shall do so within the limitations specified in Appendix B (subject to the conditions and within the limits laid down by the Central Bank) to assist in achieving its investment objective and to gain exposure to the securities described above. The reference assets underlying the total return swaps, if any, shall be any security, basket of securities or eligible indices which are consistent with the investment policy of the Fund which are expected to include, without limitation, indices giving access to the instruments listed above. Details of indices utilised by the Fund will be provided in the ICAV's annual report. The counterparties to any swap transactions will be institutions subject to prudential supervision and belonging to categories approved by the Central Bank and will not have discretion over the assets of the Fund. These FDI (each of which is described in further detail in Appendix B) may be dealt OTC or be listed or traded on the Regulated Markets set out in Appendix E.

The Fund may generate leverage where FDI are used. In implementing its investment policy, the Fund is generally expected to be leveraged at around 100% of its Net Asset Value. The Fund may have higher levels of leverage on a short-term basis, including in atypical or volatile market conditions and through the use of FDI disclosed above, however leverage is not expected to exceed 200% of its Net Asset Value. For the purposes of this disclosure, leverage is investment exposure gained through the use of FDI. It is calculated by aggregating the underlying market or notional values of all of the FDI held by the Fund.

Additional information: use of benchmark index

The Fund is actively managed and the Investment Manager has discretion to select the Fund's investments and is not constrained by any benchmark in this process. The ICE BofAML 3 Month Treasury Bill Index should be used by Shareholders to compare the performance of the Fund.

Base Currency

USD.

Fees

The following fees are payable out of the Net Asset Value of the Fund.

Share Class	Ongoing Charge	Performance Fee
Class A Shares	1.3%	N/A
Class D Shares	0.75%	N/A
Class I Shares	0.60%	N/A
Class X Shares	0.00%	N/A
Class Z Shares	Up to 1%	N/A

Valuation and dealing

Dealings in Shares of the Fund can normally be effected daily. Orders for subscription, redemption and conversion of Shares should be received by the Transfer Agent or the local Investor Services team before the Cut-Off Point and the prices applied will be those calculated as at the Valuation Point. Any dealing orders received by the Transfer Agent or the local Investor Services team after the Cut-Off Point will be dealt with on the next Dealing Day. Please see Sections headed "Subscription for Shares" and "Redemption of Shares".

Risk Management Approach

Absolute VaR.

For further details on the Fund's risk management approach, please refer to Appendix B

BlackRock Global Target Return: Growth Fund

Investment Objective

The investment objective of the BlackRock Global Target Return: Growth Fund (the “Fund” for the purposes of this section) is to provide a total return in the form of capital and income, whilst targeting a Growth risk profile.

Investment Policy

The Fund seeks to achieve its objective by investing its assets predominantly in other EEA domiciled UCITS collective investment schemes including UCITS exchange traded funds which may be managed by the Investment Manager or an Affiliate. The Fund will also invest globally in equity securities, fixed income securities, instruments relating to such securities (including total return swaps, credit default swaps, interest rate swaps, currency swaps, options, futures, options on futures and forwards), money market instruments, deposits, foreign currencies and cash, along with any other securities or instruments outlined in Appendix B. These instruments will be listed or traded on the Regulated Markets set out in Appendix E (FDI may also be traded OTC as disclosed further below). The Fund will not have a geographical or sector focus but may have a high allocation to particular countries or sectors at any one time. The Fund may have exposure to both developed and emerging markets and may invest up to 50% of its Net Asset Value in emerging markets. The asset allocation of the Fund is intended to be flexible to allow the Fund to allocate tactically across a variety of asset classes and countries and maintain the ability to adjust its exposures as market conditions dictate.

The Fund may, subject to the conditions set out in Appendix C, be fully invested in other CIS, including exchange traded funds, where the objectives of such schemes are consistent with its objective or for efficiently managing cash holdings and/or collateral. The underlying CIS in which the Fund may invest will be UCITS domiciled in an EU jurisdiction and are expected to be CIS that are managed by the Investment Manager or an Affiliate, but may also be UCITS that are not managed within the BlackRock Group. The annual report of the Fund shall indicate the maximum proportion of management fees charged both to the Fund and the CIS in which it invests for the period covered by such report. These CIS may be listed or traded on the Regulated Markets set out in Appendix E.

An investment in the Fund should not constitute a substantial proportion of an investment portfolio and may not be appropriate for all investors. Please refer to the section headed “Risk Factors” for further details.

The Fund will use a combination of systematic (i.e. rule based) models and discretionary investment techniques to allocate assets. The systematic models compare data across markets to rank expected return opportunities and to appropriately scale the Fund’s exposure. The discretionary investment techniques derive investment themes based on research and analysis of macro-economic data. The systematic and discretionary models are complementary investment approaches combined by the same investment team both focused on generating macroeconomic insights. The discretionary process aims to generate opportunistic macro themes which drive positioning across asset classes while the systematic process is a rules based, continuous implementation of macro insights to uncover investment opportunities. One approach is not preferred to another but the greater breadth of insights generated by the systematic process typically results in more risk budgeting to that over the discretionary process which is more opportunistic. There is no pre-set proportion of assets that will be selected by either the systematic models or discretionary techniques. The Fund’s investments, whether derived from systematic models, or discretionary techniques, are the product of the application of these approaches in the context of the macroeconomic categories set out below. The discretionary and systematic models are set up at the asset class and sub-asset class levels. Their outputs can accordingly be mapped to various financial instruments in accordance with the underlying portfolio construction and the resulting portfolio’s universe constraints.

The Fund’s investment strategy seeks to evaluate the underlying issuers of the securities and instruments set out above according to the following macroeconomic categories: ‘growth’, ‘inflation’, ‘policy’ and ‘pricing’.

- Within the growth category, the Fund uses statistical and mathematical techniques to assess indicators such as real output, balance of payments (i.e. transactions between entities in a given country with the rest of the world) and economic relationships between different countries.
- Within the inflation category, the Fund uses statistical and mathematical techniques to assess indicators such as inflation pressures, input costs to producers, labour costs and the effects of changes in exchange rates.

- Within the policy category, the Fund uses statistical and mathematical techniques to assess indicators such as fiscal and monetary policy regimes.
- Within the pricing category, the Fund uses statistical and mathematical techniques to assess indicators such as relative value and asset price correlations.

The Investment Manager utilises a combination of fundamental and systematic macroeconomic research to obtain and monitor insights across the four categories mentioned (growth, inflation, policy, pricing). Insights which reflect positively on these measures directly influence the specific instrument, market, security and/or currency used to implement the desired investment view.

The Investment Manager will seek to maintain the Fund's risk profile within a range consistent with a growth risk profile over time. The Fund's volatility is expected to be 8-12%, defined as the volatility of the Fund's returns converted into an average annual rate, over a five-year period. The Fund will target the stated risk profile by varying its underlying asset exposure in different market conditions. Given the risk profile of the Fund, under normal market conditions the Fund will seek a higher exposure to equity securities, compared to a fund with a lower risk profile which would normally seek to have a higher exposure to fixed income securities. The Fund's risk profile may fall outside the stated range from time to time.

The Fund may invest in equity securities issued by companies worldwide. It may also invest in fixed income securities, including fixed and floating rate government, corporate and municipal bonds globally (which may be investment grade, sub-investment grade or unrated, subject to the conditions and within the limits laid down by the Central Bank), asset backed securities, commercial and residential mortgage backed securities and credit linked notes (structured products with embedded credit default swaps). The Fund may invest up to 25% of its Net Asset Value in sub-investment or unrated securities.

The Fund may hold a wide range of money market instruments, including short-term U.S. government securities, U.S. government agency securities, securities issued by U.S. government-sponsored enterprises and U.S. government instrumentalities (i.e. institutions which perform a public service and are created, controlled by, or closely affiliated with the U.S. government), bank obligations, commercial paper (including asset-backed commercial paper) corporate notes and repurchase agreements. The Fund may invest up to 100% of its Net Asset Value in money-market instruments and in this regard investors should note that holdings in the Fund are subject to the risks associated with investing in a collective investment scheme and not in the nature of a deposit account.

Where the Investment Manager believes that it is in the best interests of the Fund (such as, in exceptional market conditions or where the Investment Manager is of the opinion that there are insufficient investment opportunities), the Investment Manager may retain a significant proportion of the Fund in cash and/or cash equivalents (such as term deposits and bank certificates), liquid government debt instruments and money market instruments (including certificates of deposit, commercial paper and bankers acceptances).

The Fund may invest in FDI for direct investment purposes or for efficient portfolio management purposes (please refer to Appendix B for further information on investing in FDI for direct investment and efficient portfolio management).

Where the Fund invests in FDI (as above, these may include total return swaps, credit default swaps, interest rate swaps, currency swaps, options, futures, options on futures, forwards and any other instruments or securities outlined in Appendix B), it shall do so within the limitations specified in Appendix B (subject to the conditions and within the limits laid down by the Central Bank) to assist in achieving its investment objective and to gain exposure to the securities described above. The reference assets underlying the total return swaps, if any, shall be any security, basket of securities or eligible indices which are consistent with the investment policy of the Fund which are expected to include, without limitation, indices giving access to the instruments listed above. Details of indices utilised by the Fund will be provided in the ICAV's annual report. The counterparties to any swap transactions will be institutions subject to prudential supervision and belonging to categories approved by the Central Bank and will not have discretion over the assets of the Fund. These FDI (each of which is described in further detail in Appendix B) may be dealt OTC or be listed or traded on the Regulated Markets set out in Appendix E.

The Fund may generate leverage where FDI are used. In implementing its investment policy, the Fund is generally expected to be leveraged at around 100% of its Net Asset Value. The Fund may have higher levels of leverage on

a short-term basis, including in atypical or volatile market conditions and through the use of FDI disclosed above, however leverage is not expected to exceed 200% of its Net Asset Value. For the purposes of this disclosure, leverage is investment exposure gained through the use of FDI. It is calculated by aggregating the underlying market or notional values of all of the FDI held by the Fund.

Additional information: use of benchmark index

The Fund is actively managed and the Investment Manager has discretion to select the Fund's investments and is not constrained by any benchmark in this process. The ICE BofAML 3 Month Treasury Bill Index should be used by Shareholders to compare the performance of the Fund.

Base Currency

USD.

Fees

The following fees are payable out of the Net Asset Value of the Fund.

Share Class	Ongoing Charge	Performance Fee
Class A Shares	1.3%	N/A
Class D Shares	0.75%	N/A
Class I Shares	0.60%	N/A
Class X Shares	0.00%	N/A
Class Z Shares	Up to 1%	N/A

Valuation and dealing

Dealings in Shares of the Fund can normally be effected daily. Orders for subscription, redemption and conversion of Shares should be received by the Transfer Agent or the local Investor Services team before the Cut-Off Point and the prices applied will be those calculated as at the Valuation Point. Any dealing orders received by the Transfer Agent or the local Investor Services team after the Cut-Off Point will be dealt with on the next Dealing Day. Please see Sections headed "Subscription for Shares" and "Redemption of Shares".

Risk Management Approach

Absolute VaR.

For further details on the Fund's risk management approach, please refer to Appendix B

BlackRock Systematic ESG Equity Absolute Return Fund

Investment Objective

The investment objective of the BlackRock Systematic ESG Equity Absolute Return Fund (the “Fund” for the purposes of this section) is to provide an absolute return with a limited correlation to market movements, in a manner consistent with environmental, social and governance “ESG” focused investing.

Investment Policy

The Fund will seek to achieve this investment objective by taking long, synthetic long and synthetic short exposures. The Fund will seek to gain at least 70% of its investment exposure through equity and equity-related instruments (namely, total return swaps further described below) of companies globally. These instruments will be listed or traded on the Regulated Markets set out in Appendix E (FDI may also be traded OTC as disclosed further below). The Fund will not have a geographical or sector focus but may have a high allocation to particular countries or sectors at any one time. The asset allocation of the Fund is intended to be flexible to allow the Fund to allocate tactically across various countries and maintain the ability to adjust its exposures as market conditions dictate.

The Fund’s market exposure may vary in time and typically range between 250%-350% for long positions and 250%-350% for short positions of the Net Asset Value of the Fund.

In order to achieve the investment objective and policy, the Fund will use quantitative (i.e. mathematical or statistical) models in order to achieve a systematic (i.e. rule based) approach which will be used to determine both long and short exposures. The models select stocks from a broad universe of equities, ranking them according to multiple characteristics such as the attractiveness of their fundamentals, the sentiment of other market participants towards them, their ESG characteristics and headwinds or tailwinds they face from the macro environment. The techniques used are the product of research proprietary to the Investment Manager. The ESG models used fall into various sub-categories, including: superior growth (identifying companies with superior growth prospects through their ESG characteristics); risk mitigation (such as techniques to identify controversies); social (techniques to assess the interaction of businesses with the society around them); transition (evaluating companies’ transition readiness, including considering environmental and climate risk factors). Other models measure additional fundamental features of companies including the quality of their businesses and the relative attractiveness of their stock price. Market sentiment models evaluate the views of other market participants towards stocks (for example, sell-side analysts, other investors and company management teams) as well as trends exhibited by related companies. Macro focused models use techniques to position the portfolio with respect to certain industries, styles (such as value, momentum and quality), countries and markets which are best placed for prevailing macro conditions. The Investment Manager weights the quantitative models based on an assessment of criteria such as performance, volatility, correlation and turnover within each model, all in relation to the objective of the portfolio. These quantitative models, combined with an automated portfolio construction tool which is proprietary to the Investment Manager, inform which stocks will comprise the Fund’s portfolio, whilst adhering to the Fund’s ESG Policy outlined below. The Investment Manager reviews the positions generated by the portfolio construction tool before they are traded to compare against the inputs to the model and to consider the impact of any subsequent public information in relation to the positions such as merger and acquisition announcements, significant litigation or changes in senior management personnel.

In addition to the above, the Fund will seek to invest in accordance with the ESG Policy set out below.

BlackRock evaluates underlying investments in companies according to the good governance criteria outlined in the SFDR where relevant data is available and as appropriate given the underlying investment type. These criteria relate to sound management structures, employee relations, remuneration of staff and tax compliance. BlackRock may consider additional factors relating to good governance in its assessment of the sustainability related characteristics of underlying issuers depending on the particular ESG strategy applicable to the Fund.

BlackRock will assess the good governance assessment framework of any delegated managers, including third party managers, where relevant information is available.

In order to assist in achieving its investment objective, the Fund may also, subject to the conditions set out in Appendix C, invest in other CIS, including exchange traded funds, where the objectives of such schemes are consistent with its objective or for efficiently managing cash holdings and/or collateral. The Fund may not invest

more than 10% of its Net Asset Value in other CIS. The underlying CIS in which the Fund may invest will be UCITS domiciled in an EU jurisdiction and are expected to be CIS that are managed by the Investment Manager or an Affiliate, but may also be UCITS that are not managed within the BlackRock Group. The annual report of the Fund shall indicate the maximum proportion of management fees charged both to the Fund and the CIS in which it invests for the period covered by such report. These CIS may be listed or traded on the Regulated Markets set out in Appendix E. Where the Investment Manager believes that it is in the best interests of the Fund (such as, in exceptional market conditions or where the Investment Manager is of the opinion that there are insufficient investment opportunities), the Investment Manager may retain a significant proportion of the Fund in cash and/or cash equivalents (such as term deposits and bank certificates), liquid government debt instruments and money market instruments (including certificates of deposit, commercial paper and bankers acceptances).

The Fund may invest in FDI for direct investment purposes or for efficient portfolio management purposes (please refer to Appendix B for further information on investing in FDI for direct investment and efficient portfolio management).

Where the Fund invests in FDI (as above, these may include total return swaps, credit default swaps, interest rate swaps, currency swaps, options, futures, options on futures, forwards and any other instruments or securities outlined in Appendix B), it shall do so within the limitations specified in Appendix B (subject to the conditions and within the limits laid down by the Central Bank) to assist in achieving its investment objective and to gain exposure to the equities described above. The reference assets underlying the total return swaps, if any, shall be any security, basket of securities or eligible indices which are consistent with the investment policy of the Fund which are expected to include, without limitation, equity indices giving access to equity securities of companies globally. Details of equity indices utilised by the Fund will be provided in the ICAV's annual report. The counterparties to all swap transactions will be institutions subject to prudential supervision and belonging to categories approved by the Central Bank and will not have discretion over the assets of the Fund. These FDI (each of which is described in further detail in Appendix B) may be dealt OTC or be listed or traded on the Regulated Markets set out in Appendix E.

The Fund may generate leverage where FDI are used. In implementing its investment policy, the Fund is generally expected to be leveraged at around 600% of its Net Asset Value. The Fund may have higher levels of leverage on a short-term basis, including in atypical or volatile market conditions and through the use of FDI disclosed above, however leverage is not expected to exceed 900% of its Net Asset Value. For the purposes of this disclosure, leverage is investment exposure gained through the use of FDI. It is calculated by aggregating the underlying market or notional values of all of the FDI held by the Fund.

The Fund may also invest up to 10% of its Net Asset Value in bonds traded OTC or listed or traded in the Regulated Markets set out in Appendix E (which shall be investment grade (or deemed by the Investment Manager to be of an equivalent rating), corporate or government issued, and fixed or floating rate) and up to 10% of its Net Asset Value in cash and deposits (excluding any cash held for the purposes of supporting positions in FDI).

Additional Information: ESG Policy

In addition to the above, the Fund will seek to apply the BlackRock EMEA Baseline Screens (as described in Appendix K) and select climate risk screening considerations, in order to create the universe of investible equities to which it applies its quantitative models. As described more fully above, the quantitative models incorporate ESG data across the various characteristics used to score companies. The Investment Manager intends the unlevered long and synthetic long exposures of the Fund to have a 30% lower carbon emissions intensity score than the synthetic short exposures of the Fund. The Investment Manager intends the long exposures of the Fund to have a higher ESG score than the short exposures of the Fund.

These ESG ratings and carbon intensity scores are as defined by MSCI.

Additional information: use of benchmark index

The Fund is actively managed. The Investment Manager has discretion to select the Fund's investments and is not constrained by any benchmark in this process. The Fund is designed to provide investors with achievement of the investment objective by typically taking a higher level of absolute risk in order to seek a commensurate active return in excess of applicable management fees over the long term (i.e. 5 years or more).

Base Currency

EUR.

Fees

The following fees are payable out of the Net Asset Value of the Fund.

Share Class	Ongoing Charge	Performance Fee
Class A Shares	1.65%	20%
Class D Shares	1.15%	20%
Class X Shares	0.00%	N/A
Class Z Shares	Up to 0.75%	15%

Performance Fee Type

Type A

Performance Fee Benchmark

The Performance Fee Benchmark will be the 3 month Euribor (the “Index” for the purposes of this section). The Index is intended for performance fee calculation purposes only and is not to be regarded as a determinant of portfolio composition which shall be constructed according to the Fund’s investment objective and policy.

Valuation and dealing

Dealings in Shares of the Fund can normally be effected daily. Orders for subscription, redemption and conversion of Shares should be received by the Transfer Agent or the local Investor Services team before the Cut-Off Point and the prices applied will be those calculated as at the Valuation Point. Any dealing orders received by the Transfer Agent or the local Investor Services team after the Cut-Off Point will be dealt with on the next Dealing Day. Please see the Sections headed “Subscription for Shares” and “Redemption of Shares”.

Risk Management Approach

Absolute VaR.

For further details on the Fund’s risk management approach, please refer to Appendix B.

BlackRock Systematic Multi-Strategy ESG Screened Fund

Investment Objective

The investment objective of the BlackRock Systematic Multi-Strategy ESG Screened Fund (the “Fund” for the purposes of this section) is to provide a total return in the form of capital and income.

Investment Policy

The Fund seeks to achieve its objective by investing globally in equity securities, fixed income securities, instruments relating to such securities (namely total return swaps, credit default swaps, interest rate swaps, currency swaps, options, futures, options on futures and forwards and the securities referred to below), shares or units of CIS, money market instruments, deposits, foreign currencies and cash, along with any other securities or instruments outlined in Appendix B. The Fund may take long, synthetic long and synthetic short exposures. The Fund will not have a geographical or sector focus but may have a high allocation to particular countries or sectors at any one time. The Fund may have exposure to both developed and emerging markets. Investment in emerging markets will not exceed 20% of the Fund’s Net Asset Value. The asset allocation of the Fund is intended to be flexible to allow the Fund to allocate tactically across a variety of asset classes and countries and maintain the ability to adjust its exposures as market conditions dictate.

The Fund’s market exposure may vary in time and typically range between 100%-275% for long positions and 0%-175% for short positions of the Net Asset Value of the Fund.

Up to 20% of the Fund’s Net Asset Value may be invested in fixed income securities (or instruments related to such securities such as asset backed securities, commercial and residential mortgage backed securities, credit linked notes) of issuers domiciled in emerging markets. The Fund may invest over 30% of its Net Asset Value in sub-investment or unrated securities. The fixed income securities and instruments relating to such securities in which the Fund invests will be traded OTC or listed or traded in the Regulated Markets set out in Appendix E, may be fixed or floating rate and may be issued by government, corporate or municipal issuers. The Fund may hold securities that are below investment grade or unrated. The Fund does not have any specific industry focus. Equity securities in which the Fund invests will be listed or traded on the Regulated Markets set out in Appendix E.

The Fund’s assets will be invested in accordance with the ESG Policy described below.

BlackRock evaluates underlying investments in companies according to the good governance criteria outlined in the SFDR where relevant data is available and as appropriate given the underlying investment type. These criteria relate to sound management structures, employee relations, remuneration of staff and tax compliance. BlackRock may consider additional factors relating to good governance in its assessment of the sustainability related characteristics of underlying issuers depending on the particular ESG strategy applicable to the Fund.

BlackRock will assess the good governance assessment framework of any delegated managers, including third party managers, where relevant information is available.

The Investment Manager’s strategy combines quantitative modelling techniques with the Investment Manager’s analysis which will be used to determine both long and short exposures. The same process is also used to monitor securities within the Fund’s portfolio on an ongoing basis. The quantitative modelling techniques score and rank securities on quantitative factors such as fundamentals, valuation and market sentiment. Within the issuer fundamentals category, the Fund uses techniques to assess security characteristics such as strength of earnings, quality of balance sheet and cashflow trends. Within the valuations category, the Fund uses techniques to compare the market price of the security with its intrinsic value. The Investment Manager’s assessment of intrinsic value is based on security characteristics such as strength of earnings, quality of balance sheet and cash flow trends. This valuation is then compared with the market price of the relevant security. Within the market sentiment category, the Fund uses techniques to assess drivers such as the views of other market participants (for example, sell-side analysts, other investors and management teams) as well as trends exhibited by entities related to the securities (for example share price appreciation or depreciation and corporate earnings reports). The securities with the lowest scores are deemed at risk of significant deterioration and are analysed by the Investment Manager for exclusion from the Fund’s portfolio.

The Fund will employ a proprietary investment process driven by the investment manager’s macroeconomic forecasts to allocate across the fixed-income markets. In addition the Fund may use such macroeconomic forecasts to allocate to certain equity securities. The Fund’s macroeconomic forecasts may use a range of factors,

including manufacturing indicators, jobs data, consumer sales, housing market growth, and other measures of economic strength.

In order to assist in achieving its investment objective, the Fund may also, subject to the conditions set out in Appendix C, invest up to 10% of its Net Asset Value in aggregate in other CIS, including exchange traded funds. The annual report of the Fund shall indicate the maximum proportion of management fees charged both to the Fund and the CIS in which it invests for the period covered by such report. These CIS may be listed or traded on the Regulated Markets set out in Appendix E. Where the Investment Manager believes that it is in the best interests of the Fund (such as, in exceptional market conditions or where the Investment Manager is of the opinion that there are insufficient investment opportunities), the Investment Manager may retain a significant proportion of the Fund in cash and/or cash equivalents (such as term deposits and bank certificates), liquid government debt instruments and money market instruments (including certificates of deposit, commercial paper and bankers acceptances).

The Fund may invest in FDI for direct investment purposes or for efficient portfolio management purposes (please refer to Appendix B for further information on investing in FDI for direct investment and efficient portfolio management). Any non-US Dollar currency exposure of the Fund will be hedged into US Dollars as far as practicable.

Where the Fund invests in FDI (as above, these may include credit default swaps, currency swaps, futures and forwards and any other instruments or securities outlined in Appendix B), it shall do so within the limitations specified in Appendix B (subject to the conditions and within the limits laid down by the Central Bank) to assist in achieving its investment objective and to gain exposure to the fixed income securities described above. Details of fixed income indices utilised by the Fund will be provided in the ICAV's annual report. The counterparties to any swap transactions will be institutions subject to prudential supervision and belonging to categories approved by the Central Bank and will not have discretion over the assets of the Fund. These FDI (each of which is described in further detail in Appendix B) may be dealt OTC or be listed or traded on the Regulated Markets set out in Appendix E.

The Fund may generate leverage where FDI are used. In implementing its investment policy, the Fund is generally expected to be leveraged at around 350% of its Net Asset Value. The Fund may have higher levels of leverage on a short-term basis, including in atypical or volatile market conditions and through the use of FDI disclosed above, however leverage is not expected to exceed 450% of its Net Asset Value. For the purposes of this disclosure, leverage is investment exposure gained through the use of FDI. It is calculated by aggregating the underlying market or notional values of all of the FDI held by the Fund.

An investment in the Fund should not constitute a substantial proportion of an investment portfolio and may not be appropriate for all investors. Please refer to the section headed "Risk Factors" for further details.

Additional Information: ESG Policy

In addition to the above, the Fund will seek to apply the BlackRock EMEA Baseline Screens (as described in Appendix K).

The Investment Manager may also review the resulting universe to remove issuers with the lowest ESG scores.

Base Currency

USD.

Fees

The following fees are payable out of the Net Asset Value of the Fund.

Share Class	Ongoing Charge	Performance Fee
Class A Shares	1.80%	N/A
Class D Shares	0.90%	N/A
Class DP Shares	Up to 0.55%	Up to 10.00%
Class X Shares	0.00%	N/A
Class Z Shares	Up to 0.70%	N/A

Performance Fee Type

Type A

Performance Fee Benchmark

The Performance Fee Benchmark will be the Bank of America Merrill Lynch 3 Month US Treasury Bill Index (the “Index” for the purposes of this section). The Index is intended for performance fee calculation purposes only and is not to be regarded as a determinant of portfolio composition which shall be constructed according to the Fund’s investment objective and policy.

Valuation and dealing

Dealings in Shares of the Fund can normally be effected daily. Orders for subscription, redemption and conversion of Shares should be received by the Transfer Agent or the local Investor Services team before the Cut-Off Point and the prices applied will be those calculated as at the Valuation Point. Any dealing orders received by the Transfer Agent or the local Investor Services team after the Cut-Off Point will be dealt with on the next Dealing Day. Please see the Sections headed “Subscription for Shares” and “Redemption of Shares”.

Risk Management Approach

Absolute VaR.

For further details on the Fund’s risk management approach, please refer to Appendix B.

BlackRock Sustainable Equity Factor Plus Fund

Investment Objective

The investment objective of the BlackRock Sustainable Equity Factor Plus Fund (the “Fund” for the purposes of this section) is to provide a total return (taking into account both capital and income returns), whilst investing in a manner consistent with the principles of sustainable investing.

Investment Policy

In order to achieve its investment objective, the Fund invests in the equity and equity-related instruments (namely, total return swaps and futures as further described below) of companies domiciled in, listed in, or the main business of which is in, global developed markets. These instruments will be listed or traded on the Regulated Markets set out in Appendix E. The Fund does not have any specific industry focus.

The Fund uses quantitative (i.e. mathematical or statistical) models which are proprietary to the Investment Manager in order to achieve a systematic (i.e. rule based) approach to stock selection. The models select stocks from a broad universe of equities (remaining after the application of ESG exclusionary screens, as described in the ESG Policy below) and score them according to multiple characteristics, including certain style factors, company fundamentals, market sentiment, macro-economic themes and ESG characteristics (each of which is described below). The models used are the product of research proprietary to the Investment Manager.

The style factors used include: “value” (i.e. companies that are undervalued relative to their fundamentals where, for example, the current share price or valuation of a company is deemed by the Investment Manager to be undervalued when compared to fundamentals of the company); “quality” (i.e. companies that are financially healthy); “momentum” (i.e. companies with upward stock price trends); “low volatility” (i.e. companies with a lower risk profile); and “size” (i.e. smaller, high-growth companies). Fundamental models measure features of companies including the quality of their businesses and the relative attractiveness of their stock price. Market sentiment models evaluate the views of other market participants towards stocks (for example, sell-side analysts, other investors and company management teams) as well as trends exhibited by related companies. Macro focused models use techniques to position the portfolio with respect to certain industries, styles (such as value, momentum and quality), countries and markets which are best placed for prevailing macro conditions. The ESG models used fall into various sub-categories, including risk mitigation (identifying companies with a higher number of controversies, lawsuits, litigation, or concerns around the amount of tax they pay relative to other companies); human capital (identifying companies who attract a diverse employee base and have fair employment practices compared with other companies); environmental transition (measuring companies’ greenhouse gas emissions, water intensity, and green innovation relative to other companies); social impact (identifying companies who seek to address social issues and disease burden). ESG data is also incorporated across all the above quantitative models.

These quantitative models, combined with an automated portfolio construction tool which is proprietary to the Investment Manager, inform which stocks will comprise the Fund’s portfolio, removing any that conflict with the Fund’s ESG Policy outlined below and replacing them with stocks from within the same universe with a similar expected return. The Investment Manager reviews the positions generated by the portfolio construction tool before they are traded to compare against the categories (as described above) inputted to the model and to consider the impact of any subsequent public information in relation to the positions such as merger and acquisition announcements, significant litigation or changes in senior management personnel.

BlackRock will assess the good governance assessment framework of any delegated managers, including third party managers, where relevant information is available.

The Fund may also indirectly invest in equities by investing in American Depositary Receipts (ADRs) or Global Depositary Receipts (GDRs), which are listed or traded on stock exchanges and regulated markets outside emerging markets. ADRs and GDRs are investments issued by financial institutions which give exposure to underlying equity securities.

In order to assist in achieving its investment objective, the Fund may also, subject to the conditions set out in Appendix C, invest up to 10% of its Net Asset Value in aggregate in other CIS, including exchange traded funds. The annual report of the Fund shall indicate the maximum proportion of management fees charged both to the Fund and the CIS in which it invests for the period covered by such report. These CIS may be listed or traded on the Regulated Markets set out in Appendix E.

The Fund may invest in FDI for direct investment purposes or for efficient portfolio management purposes (please refer to Appendix B for further information on investing in FDI for direct investment and efficient portfolio management).

The Fund may engage in transactions in a range of FDI, namely total return swaps, futures and options on futures and forward currency exchange contracts in accordance with the limitations set down in Appendix B (subject to the conditions and within the limits laid down by the Central Bank) to assist in achieving its investment objective and to gain exposure to the equities described above. The reference assets underlying the total return swaps, if any, shall be any security, basket of securities or eligible indices which are consistent with the investment policy of the Fund which are expected to include, without limitation, equity indices giving access to equity securities of companies domiciled in, listed in, or the main business of which is in, global developed markets. Details of equity indices utilised by the Fund will be provided in the ICAV's annual report. The counterparties to all swap transactions will be institutions subject to prudential supervision and belonging to categories approved by the Central Bank and will not have discretion over the assets of the Fund. These FDI (each of which is described in further detail in Appendix B) may be dealt OTC or be listed or traded on the Regulated Markets set out in Appendix E.

In implementing its investment policy, the Fund is generally not expected to be leveraged. It may generate leverage if FDI are used; however such leverage is not expected to exceed 30% of the Fund's Net Asset Value. For the purposes of this disclosure, leverage is investment exposure gained through the use of FDI. It is calculated by aggregating the underlying market or notional values of derivative instruments.

The Fund may also invest up to 10% of its Net Asset Value in cash and deposits (excluding any cash held for the purposes of supporting positions in FDI).

Additional Information: ESG Policy

The Investment Manager will take into account principles of sustainable investing when selecting the Fund's investments through a combination of exclusionary ESG screens, the use of ESG data in the quantitative models described above and the optimisation of the portfolio using sustainable and ESG characteristics. The Fund will seek where possible and to the extent consistent with its investment objective and strategy, to invest in Sustainable Investments (i.e. investments which the Investment Manager considers to be Sustainable Investments having regard to applicable law and regulation).

The Investment Manager will apply the BlackRock EMEA Baseline Screens (as described in Appendix K) to the Index (as defined in 'Additional Information: use of benchmark index' below) in order to create the universe of investible equities to which it applies its quantitative models. As described more fully above, the quantitative models incorporate ESG data across the various characteristics used to score companies. The portfolio construction tool is also subject to investment constraints which optimise the portfolio so that it has, overall, at least a 20% higher ESG score and at least a 50% lower carbon emissions intensity score, in each case relative to the Index. These ESG and carbon intensity scores are as defined by MSCI.

The Investment Manager will create a portfolio that generally seeks to deliver a superior ESG outcome versus the Index. More than 90% of the issuers of securities (excluding any money market funds) the Fund invests in are ESG rated or have been analysed for ESG purposes.

BlackRock also evaluates underlying investments in companies according to the good governance criteria outlined in the SFDR where relevant data is available and as appropriate given the underlying investment type. These criteria relate to sound management structures, employee relations, remuneration of staff and tax compliance. BlackRock may consider additional factors relating to good governance in its assessment of the sustainability related characteristics of underlying issuers depending on the particular ESG strategy applicable to the Fund.

The Fund may have indirect exposure to the above described issuers, for example where the Fund may through FDI gain exposure to an index which is comprised of one or more of such issuers. To undertake this analysis, the Investment Manager may use data provided by one or more external ESG research providers and/or proprietary models.

Additional Information: use of benchmark index

The Fund is actively managed. The Investment Manager has discretion to select the Fund's investments and in doing so will refer to the MSCI World Index (the "Index") when constructing the Fund's portfolio, and also for risk management purposes to ensure that the active risk (i.e. degree of deviation from the index) taken by the Fund remains appropriate given the Fund's investment objective and policy. The Investment Manager is not bound by the components or weighting of the Index when selecting investments, nor is the Index reflective of the Fund's ESG Policy. The Investment Manager may also use its discretion to invest in securities not included in the Index in order to take advantage of specific investment opportunities. The Index should be used by investors to compare the performance of the Fund.

Base Currency

USD.

Fees

The following fees are payable out of the Net Asset Value of the Fund.

Share Class	Ongoing Charge	Performance Fee
Class A Shares	0.30%	N/A
Class D Shares	0.15%	N/A
Class DP Shares	0.15%	Yes up to 20%
Class X Shares	0%	N/A

Performance Fee Type

Type B

Performance Fee Benchmark

The Performance Fee Benchmark will be the MSCI World Index (the "Index" for the purposes of this section). The Index measures the performance of large- and mid-capitalisation companies in developed countries worldwide. Further information on the Index can be found at www.msci.com. The Index is utilised for performance fee calculation purposes.

Valuation and dealing

Dealings in Shares of the Fund can normally be effected daily. Orders for subscription, redemption and conversion of Shares should be received by the Transfer Agent or the local Investor Services team before the Cut-Off Point and the prices applied will be those calculated as at the Valuation Point. Any dealing orders received by the Transfer Agent or the local Investor Services team after the Cut-Off Point will be dealt with on the next Dealing Day. Please see Sections headed "Subscription for Shares" and "Redemption of Shares".

Risk Management Approach

Commitment approach.

For further details on the Fund's risk management approach, please refer to Appendix B.

Appendix B Financial Derivative Instruments

A. Investment in FDI - Efficient Portfolio Management/Direct Investment

The following provisions apply whenever a Fund proposes to engage in transactions in FDI where the transactions are for the purposes of the efficient portfolio management of any Fund or for direct investment purposes (and such intention is disclosed in the Fund's investment policy). Permitted FDI are listed below:

Swaps

These include total return swaps, interest rate swaps, credit default swaps and currency swaps. A total return swap is a bilateral financial contract, which allows one party to enjoy all of the cash flow benefits of an asset without actually owning this asset. An interest rate swap involves the exchange by one party with another party of their respective commitments to pay or receive cash flows. The “buyer” in a credit default contract is obligated to pay the “seller” a periodic stream of payments over the term of the contract provided that no event of default on an underlying reference obligation has occurred. A seller receives a fixed rate of income throughout the term of the contract. Currency swaps usually involve the delivery of the entire principal value of one designated currency in exchange for the other designated currency.

Options

A call option is where the purchaser has the right to buy the securities underlying the option at the specified exercise price at any time during the term of the option. A put option gives the purchaser the right to sell the underlying securities at the specified exercise price during the term of the option.

Convertible bonds typically allow the holder to “convert” all or part of the principal balance together with accrued interest into common stock of the same issuer at a pre-determined conversion rate or pursuant to a pre-determined formula. Convertible bonds therefore typically embed an option.

Futures and options on futures

The sale of a futures contract creates an obligation by the seller to deliver the type of financial instrument called for in the contract in a specified delivery month for a stated price. The purchase of a futures contract creates an obligation by the purchaser to pay for and take delivery of the type of financial instrument called for in the contract in a specified delivery month, at a stated price. An option on futures is an option to acquire or dispose of a future. A Fund may be the buyer or seller of these instruments.

Forward currency exchange contracts

The Fund may buy and sell currencies on a spot and forward basis in order to hedge currency exposure. A forward currency exchange contract involves an obligation to purchase or sell a specific currency at a future date at a price set at the time of the contract.

Risk management

The Investment Manager employs a risk management process in respect of the Funds in accordance with the requirements of the Central Bank to enable it to monitor, measure and manage accurately the global exposure from FDI (“global exposure”) which each Fund gains.

The Investment Manager may use a methodology known as the “Commitment Approach” in order to measure the global exposure of a Fund and manage the potential loss to it due to market risk. The commitment approach methodology aggregates the underlying market or notional values of FDI to determine the degree of global exposure of a Fund to FDI. This aggregated value is then assessed as a percentage of the Net Asset Value of the fund, with a limit at 100%.

The Investment Manager may alternatively use a methodology known as “Value at Risk” (“VaR”) in order to measure the global exposure of a Fund and manage the potential loss to it due to market risk. The VaR methodology measures the potential loss to a Fund at a particular confidence (probability) level over a specific time period and under normal market conditions. The Investment Manager uses a one-tailed 99% confidence level, up to one month holding period and a historical observation period of not less than one year for the purposes of carrying out this calculation.

There are two types of VaR measure which can be used to monitor and manage the global exposure of a Fund: “Relative VaR” and “Absolute VaR”.

Relative VaR is the VaR of a Fund divided by the VaR of an appropriate benchmark or reference portfolio allowing the global exposure of a Fund to be compared to, and limited by reference to, the global exposure of the appropriate benchmark or reference index. The UCITS Regulations specify that the VaR of the Fund must not exceed twice the VaR of the benchmark or reference index.

Absolute VaR is commonly used as the relevant VaR measure for absolute return style funds where a benchmark or reference portfolio is not appropriate for risk measurement purposes. In accordance with the requirements of the Central Bank, the monthly VaR measure for such a Fund must not exceed 20% of that Fund’s Net Asset Value.

The methodology used by each Fund is disclosed in Appendix A.

The Manager will, on request, provide supplemental information to Shareholders relating to the risk management methods employed, including the quantitative limits that are applied and any recent developments in the risk and yield characteristics of the main categories of investment.

General

Position exposure to the underlying assets of FDI, including embedded FDI in transferable securities or money market instruments, when combined where relevant with positions resulting from direct investments, may not exceed the investment limits set out in the Central Bank UCITS Regulations. This provision does not apply in the case of index based FDI provided the underlying index is one which meets with the criteria set out in the Central Bank UCITS Regulations.

A Fund may invest in FDI dealt OTC provided that the counterparties to the OTC transactions are institutions subject to prudential supervision and belonging to categories approved by the Central Bank. Counterparties to swap transactions will not have discretion over the assets of a Fund. Collateral received in connection with swap transactions shall be marked-to-market daily and subject to daily variation margin.

B. Efficient Portfolio Management - Other Techniques and Instruments

1. In addition to the investments in FDI noted above, the Funds may employ other techniques and instruments relating to transferable securities and money market instruments for efficient portfolio management purposes such as repurchase / reverse repurchase agreements (“Repo Contracts”) and securities lending subject to the conditions and limits set out in the Central Bank UCITS Regulations and the limits applicable to each Fund set out in Appendix H. Techniques and instruments which relate to transferable securities and money market instruments and which are used for the purpose of efficient portfolio management, including FDI which are not used for direct investment purposes, shall be understood as a reference to techniques and instruments which fulfil the following criteria:
 - (a) they are economically appropriate in that they are realised in a cost-effective way;
 - (b) they are entered into for one or more of the following specific aims:
 - (i) reduction of risk;
 - (ii) reduction of cost;
 - (iii) generation of additional capital or income for the Fund with a level of risk which is consistent with the risk profile of the Fund and the risk diversification rules set out in the UCITS Regulations;
 - (c) their risks are adequately captured by the risk management process document of the Fund; and
 - (d) they cannot result in a change to the Fund’s declared investment objectives or add supplementary risks in comparison to the general risk policy as described in the sales documents.

Techniques and instruments (other than FDI) which may be used for efficient portfolio management purposes are set out below and are subject to the conditions in section 2.

2. The following applies to Repo Contracts and securities lending arrangements, in particular, and reflects the requirements of the “ESMA Guidelines on ETFs and Other UCITS Issues” ESMA/2012/832EN (the “ESMA Guidelines”) and is subject to changes thereto:
 - (a) Repo Contracts and securities lending may only be effected in accordance with normal market practice.
 - (b) The Fund must have the right to terminate any securities lending arrangement which it has entered into at any time or demand the return of any or all of the securities loaned.

- (c) Repo Contracts or securities lending do not constitute borrowing or lending for the purposes of Regulation 103 and Regulation 111 of the UCITS Regulations respectively.
 - (d) Where the Fund enters into repurchase agreements, it must be able at any time to recall any securities subject to the repurchase agreement or to terminate the repurchase agreement into which it has entered. Fixed-term repurchase agreements that do not exceed seven days should be considered as arrangements on terms that allow the assets to be recalled at any time by the Fund.
 - (e) Where the Fund enters into reverse repurchase agreements, it must be able at any time to recall the full amount of cash or to terminate the reverse repurchase agreement on either an accrued basis or a mark-to-market basis. When the cash is recallable at any time on a mark-to-market basis, the mark-to-market value of the reverse repurchase agreement should be used for the calculation of the Net Asset Value. Fixed-term reverse repurchase agreements that do not exceed seven days should be considered as arrangements on terms that allow the assets to be recalled at any time by the Fund.
 - (f) The Manager conducts credit assessments of counterparties to a repurchase/reverse repurchase agreement or securities lending arrangement. Where a counterparty is subject to a credit rating by an agency registered and supervised by ESMA that rating shall be taken into account in the credit assessment process and where the counterparty is downgraded by the credit rating agency to A-2 or below (or comparable rating), a new credit assessment of the counterparty is conducted by the Manager without delay.
3. The Manager shall ensure that all revenues from efficient portfolio management techniques not received directly by the relevant Fund will be returned to that Fund, net of direct and indirect operational costs and fees (which do not include hidden revenue). To the extent the Fund engages in securities lending it may appoint a securities lending agent, which may or may not be an Affiliate and which may receive a fee in relation to its securities lending activities. Any operational costs arising from such securities lending activities shall be borne by the securities lending agent out of its fee.
 4. The Fund may invest in securities on a when-issued, delayed delivery and forward commitment basis and such securities will be taken into consideration in calculating a Fund's investment restriction limits.

C. Risks and potential conflicts of interest involved in efficient portfolio management techniques.

There are certain risks involved in efficient portfolio management activities and the management of collateral in relation to such activities (see further below). Please refer to the section of this Prospectus headed "Conflicts of Interest" in Appendix D and the section headed "Risk Factors", in particular but without limitation, the risk factors relating to FDI risks, counterparty risk, counterparty risk to the Depositary and other depositaries and credit risk. These risks may expose investors to an increased risk of loss.

D. Management of collateral for OTC financial derivative transactions and efficient portfolio management techniques

For the purposes of this section, "Relevant Institutions" refers to those institutions which are credit institutions authorised in the EEA or credit institutions authorised within a signatory state (other than an EEA Member State) to the Basle Capital Convergence Agreement of July 1988 or credit institutions in a third country deemed equivalent pursuant to Article 107(4) of the Regulation (EU) No.575/2013 of the European Parliament and of the Council of 26 June 2013 on prudential requirements for credit institutions and investment firms and amending Regulation (EU) No.648/2012.

The provisions below reflect the requirements of the ESMA Guidelines and are subject to changes thereto.

- (a) Collateral obtained in respect of OTC financial derivative transactions and efficient portfolio management techniques ("Collateral"), such as a Repo Contract or securities lending arrangement, will be of an appropriate type for the given transaction and the particular counterparty and may be in the form of cash or securities (without restriction as to issuer type or location, or maturity) and must comply with the following criteria:
 - (i) liquidity: Collateral (other than cash) should be highly liquid and traded on a regulated market or multi-lateral trading facility with transparent pricing in order that it can be sold quickly at a

- price that is close to its pre-sale valuation;
- (ii) valuation: Collateral should be capable of being valued on a daily basis and assets that exhibit high price volatility should not be accepted as Collateral unless suitably conservative haircuts are in place;
 - (iii) issuer credit quality: Collateral should be of high quality;
 - (iv) correlation: Collateral should be issued by an entity that is independent from the counterparty and is expected not to display a high correlation with the performance of the counterparty;
 - (v) diversification: Collateral should be sufficiently diversified in terms of country, markets and issuers with a maximum exposure to a given issuer of 20% of a Fund's Net Asset Value. When a Fund is exposed to different counterparties the different baskets of collateral should be aggregated to calculate the 20% limit of exposure to a single issuer. A Fund may be fully collateralised in different transferable securities and money market instruments issued or guaranteed by a Member State, its local authorities, as well as non-Member States and public international bodies set out in Appendix C, paragraph 2.12. Such a Fund should receive securities from at least six different issues, but securities from any single issue should not account for more than 30% of the Fund's Net Asset Value; and
 - (vi) immediately available: Collateral must be capable of being fully enforced by the Fund at any time without reference to or approval from the counterparty.
- (b) Until the expiry of the repo contract or securities lending arrangement, Collateral obtained under such contracts or arrangements:
- (i) must be marked to market daily; and
 - (ii) is intended to equal or exceed the value of the amount invested or securities loaned plus a premium.
- (c) Collateral must be held by the Depositary or its agent (where there is title transfer). This is not applicable in the event that there is no title transfer in which case the Collateral can be held by a third-party custodian which is subject to prudential supervision; and which is unrelated to the provider of the Collateral.
- (d) Non-cash Collateral
- Non-cash collateral cannot be sold, re-invested or pledged.
- (e) Cash Collateral
- Cash as collateral may only be:
- (i) placed on deposit with Relevant Institutions;
 - (ii) invested in high quality government bonds;
 - (iii) used for the purpose of reverse repurchase agreements provided the transactions are with Relevant Institutions and the Fund can recall at any time the full amount of the cash on an accrued basis; and
 - (iv) invested in short term money market funds.

Re-invested cash collateral should be diversified in accordance with the diversification requirements applicable to non-cash Collateral. Re-invested collateral is subject to the same risk factors as direct investments, as set out in the section headed "Risk Factors".

(f) Haircut policy

The Fund has implemented a haircut policy in respect of each class of assets received as Collateral. A haircut is a discount applied to the value of a Collateral asset to account for the fact that its valuation, or liquidity profile, may deteriorate over time. The haircut policy takes account of the characteristics of the relevant asset class, including the credit standing of the issuer of the Collateral, the price volatility of the Collateral and the results of any stress tests which may be performed in accordance with the collateral management policy. Subject to the framework of agreements in place with the relevant counterparty, which may or may not include minimum transfer amounts, it is the intention of the Fund that any Collateral received shall have a value, adjusted in light of the haircut policy, which equals or exceeds the relevant counterparty exposure where appropriate.

(g) The risk exposures to a counterparty arising from OTC financial derivative transactions and efficient portfolio management techniques should be combined when calculating the counterparty risk limits set out in Appendix C, paragraph 2.8.

E. Counterparty Selection & Review

BlackRock Group select from an extensive list of full service and execution-only brokers and counterparties. All prospective and existing counterparties require the approval of the Counterparty and Concentration Risk Group ("CCRG"), which is part of BlackRock's independent Risk & Quantitative Analysis department ("RQA").

In order for a new counterparty to be approved, a requesting portfolio manager or trader is required to submit a request to the CCRG. The CCRG will review relevant information to assess the credit-worthiness of the proposed counterparty in combination with the type and settlement and delivery mechanism of the proposed security transactions. BlackRock's established counterparty credit risk management policy does not make reference to a minimum credit rating as part of the review and approval process. Eligible counterparties may be constituted as companies, trusts, partnerships or their equivalent, and will be institutions subject to prudential supervision, domiciled in OECD and non-OECD countries. A list of approved trading counterparties is maintained by the CCRG and reviewed on an on-going basis.

Counterparty reviews take into account the fundamental creditworthiness (ownership structure, financial strength, regulatory oversight) and commercial reputation of specific legal entities in conjunction with the nature and structure of proposed trading activities. Counterparties are monitored on an ongoing basis through the receipt of audited and interim financial statements, via portfolio alerts with market data service providers, and where applicable, as part of BlackRock Group's internal research process. Formal renewal assessments are performed on a cyclical basis.

BlackRock Group select brokers based upon their ability to provide good execution quality (i.e. trading), whether on an agency or a principal basis; their execution capabilities in a particular market segment; and their operational quality and efficiency; and we expect them to adhere to regulatory reporting obligations.

Once a counterparty is approved by the CCRG, broker selection for an individual trade is then made by the relevant dealer at the point of trade, based upon the relative importance of the relevant execution factors. For some trades, it is appropriate to enter into a competitive tender amongst a shortlist of brokers. BlackRock Group perform pre-trade analysis to forecast transaction cost and to guide the formation of trading strategies including selection of techniques, division between points of liquidity, timing and selection of broker. In addition, BlackRock Group monitors trade results on a continuous basis.

Broker selection will be based on a number of factors including, but not limited to the following:

- ability to execute and execution quality;
- ability to provide liquidity/capital;
- price and quote speed;
- operational quality and efficiency; and
- adherence to regulatory reporting obligations.

Appendix C Investment Restrictions

The assets of each Fund will be invested in accordance with the investment restrictions contained in the UCITS Regulations, the current iteration of which is summarised below and such additional investment restrictions, if any, as may be adopted by the Directors, the details of such additional investment restrictions will be set out below and/or in the relevant investment policies.

1	Permitted Investments
1.1	Investments of each Fund are confined to: Transferable securities and money market instruments which are either admitted to official listing on a stock exchange in a Member State or non-Member State or which are dealt on a market which is regulated, operates regularly, is recognised and open to the public in a Member State or non-Member State.
1.2	Recently issued transferable securities which will be admitted to official listing on a stock exchange or other market (as described above) within a year.
1.3	Money market instruments other than those dealt on a regulated market.
1.4	Units of UCITS.
1.5	Units of alternative investment funds.
1.6	Deposits with credit institutions.
1.7	FDI.
2	Investment Restrictions
2.1	Each Fund may invest no more than 10% of net assets in transferable securities and money market instruments other than those referred to in paragraph 1.
2.2	Each Fund shall not invest any more than 10% of assets in securities of the type to which Regulation 68(1)(d) of the UCITS Regulations apply. This restriction will not apply in relation to investment by the UCITS in such securities where they are US securities known as Rule 144A securities and provided that: <ul style="list-style-type: none"> - the securities are issued with an undertaking to register with the US Securities and Exchanges Commission within one year of issue; and - the securities are not illiquid securities i.e. they may be realised by the Fund within seven days at the price, or approximately at the price, at which they are valued by the Fund.
2.3	Each Fund may invest no more than 10% of net assets in transferable securities or money market instruments issued by the same body provided that the total value of transferable securities and money market instruments held in the issuing bodies in each of which it invests more than 5% is less than 40%.
2.4	The limit of 10% (in 2.3) is raised to 25% in the case of bonds that are issued by a credit institution which has its registered office in a Member State and is subject by law to special public supervision designed to protect bond-holders. If a Fund invests more than 5% of its net assets in these bonds issued by one issuer, the total value of these investments may not exceed 80% of the net asset value of the Fund. To avail of this provision the prior approval of the Central Bank is required.
2.5	The limit of 10% (in 2.3) is raised to 35% if the transferable securities or money market instruments are issued or guaranteed by a Member State or its local authorities or by a non-Member State or public international body of which one or more Member States are members.
2.6	The transferable securities and money market instruments referred to in 2.4 and 2.5 shall not be taken into account for the purpose of applying the limit of 40% referred to in 2.3.

<p>2.7</p> <p>2.8</p> <p>2.9</p> <p>2.10</p> <p>2.11</p> <p>2.12</p>	<p>Cash booked in accounts and held as ancillary liquidity shall not exceed: (a) 10% of the NAV of the Fund; or (b) where the cash is booked in an account with the Depositary 20% of the net assets of the Fund.</p> <p>The risk exposure of a Fund to a counterparty to an OTC derivative may not exceed 5% of net assets.</p> <p>This limit is raised to 10% in the case of credit institutions authorised in the EEA, credit institutions authorised within a signatory state (other than an EEA Member State) to the Basle Capital Convergence Agreement of July 1988 or credit institutions authorised in Jersey, Guernsey, the Isle of Man, Australia or New Zealand.</p> <p>Notwithstanding paragraphs 2.3, 2.7 and 2.8 above, a combination of two or more of the following issued by, or made or undertaken with, the same body may not exceed 20% of net assets:</p> <ul style="list-style-type: none"> - investments in transferable securities or money market instruments; - deposits, and/or - risk exposures arising from OTC Derivatives transactions. <p>The limits referred to in 2.3, 2.4, 2.5, 2.7, 2.8 and 2.9 above may not be combined, so that exposure to a single body shall not exceed 35% of net assets.</p> <p>Group companies are regarded as a single issuer for the purposes of 2.3, 2.4, 2.5, 2.7, 2.8 and 2.9. However, a limit of 20% of net assets may be applied to investment in transferable securities and money market instruments within the same group.</p> <p>Each Fund may invest up to 100% of net assets in different transferable securities and money market instruments issued or guaranteed by any Member State, its local authorities, non-Member States or public international body of which one or more Member States are members.</p> <p>This will apply to the following issuers:</p> <p>OECD Governments (provided the relevant issues are investment grade), Government of the People's Republic of China, Government of Brazil (provided the issues are of investment grade), Government of India (provided the issues are of investment grade), Government of Singapore, European Investment Bank, European Bank for Reconstruction and Development, International Finance Corporation, International Monetary Fund, Euratom, The Asian Development Bank, European Central Bank, Council of Europe, Eurofima, African Development Bank, International Bank for Reconstruction and Development (The World Bank), The Inter American Development Bank, European Union, Federal National Mortgage Association (Fannie Mae), Federal Home Loan Mortgage Corporation (Freddie Mac), Government National Mortgage Association (Ginnie Mae), Student Loan Marketing Association (Sallie Mae), Federal Home Loan Bank, Federal Farm Credit Bank, Tennessee Valley Authority, Straight-A Funding LLC.</p> <p>Each Fund must hold securities from at least 6 different issues, with securities from any one issue not exceeding 30% of net assets.</p>
<p>3</p>	<p>Investment in CIS</p>
<p>3.1</p>	<p>A Fund may not invest more than 20% of net assets in any one CIS.</p>
<p>3.2</p>	<p>Investment in alternative investment funds may not, in aggregate, exceed 30% of net assets.</p>

3.3	The underlying CIS are prohibited from investing more than 10% of their net assets in other open-ended CIS.
3.4	When a Fund invests in the units of other CIS that are managed, directly or by delegation, by the Manager or by any other company with which the Manager is linked by common management or control, or by a substantial direct or indirect holding, the Manager or other company may not charge subscription, conversion or redemption fees on account of the Fund's investment in the units of such other CIS.
3.5	Where by virtue of investment in the units of another investment fund, the Manager or Investment Manager receives a commission on behalf of the Fund (including a rebated commission), the Manager shall ensure that the relevant commission is paid into the property of the Fund.
3.6	<p>Where the investment policy of a Fund states that it may invest in other Funds of the ICAV, the following restrictions will apply:</p> <ul style="list-style-type: none"> • a Fund will not invest in another Fund of the ICAV which itself holds Shares in other Funds within the Umbrella Fund; • a Fund investing in such other Fund of the ICAV will not be subject to subscription conversion or redemption fees; • the Manager will not charge a management fee to a Fund in respect of that portion of the Fund's assets invested in another Fund of the ICAV (this provision also applies to the annual fee charged by the Investment Manager where this fee is paid directly out of the assets of the ICAV); and • investment by a Fund in another Fund of the ICAV will be subject to the limits set out in paragraph 3.1 and 3.3 above.
4	Index Tracking UCITS
4.1	A Fund may invest up to 20% of net assets in shares and/or debt securities issued by the same body where the investment policy of the Fund is to replicate an index which satisfies the criteria set out in the Central Bank UCITS Regulations and is recognised by the Central Bank.
4.2	The limit in 4.1 may be raised to 35%, and applied to a single issuer, where this is justified by exceptional market conditions.
5	General Provisions
5.1	The Manager acting in connection with all of the funds it manages, may not acquire any shares carrying voting rights which would enable it to exercise significant influence over the management of an issuing body.
5.2	<p>A Fund may acquire no more than:</p> <ul style="list-style-type: none"> (i) 10% of the non-voting shares of any single issuing body; (ii) 10% of the debt securities of any single issuing body; (iii) 25% of the Shares of any single CIS; (iv) 10% of the money market instruments of any single issuing body. <p>NOTE: The limits laid down in (ii), (iii) and (iv) above may be disregarded at the time of acquisition if at that time the gross amount of the debt securities or of the money market instruments, or the net amount of the securities in issue cannot be calculated.</p>
5.3	5.1 and 5.2 shall not be applicable to: (i) transferable securities and money market instruments issued or guaranteed by a Member State or its local authorities;

	<p>(ii) transferable securities and money market instruments issued or guaranteed by a non-Member State;</p> <p>(iii) transferable securities and money market instruments issued by public international bodies of which one or more Member States are members;</p> <p>(iv) shares held by a Fund in the capital of a company incorporated in a non-Member State which invests its assets mainly in the securities of issuing bodies having their registered offices in that State, where under the legislation of that State such a holding represents the only way in which the Fund can invest in the securities of issuing bodies of that State. This waiver is applicable only if in its investment policies the company from the non-Member State complies with the limits laid down in 2.3 to 2.11, 3.1, 3.2, 5.1, 5.2, 5.4, 5.5 and 5.6, and provided that where these limits are exceeded, paragraphs 5.5 and 5.6 below are observed.</p> <p>(v) Shares held by an investment company or investment companies in the capital of subsidiary companies carrying on only the business of management, advice or marketing in the country where the subsidiary is located, in regard to the repurchase of Shares at Share-holders' request exclusively on their behalf.</p>
5.4	A Fund need not comply with the investment restrictions herein when exercising subscription rights attaching to transferable securities or money market instruments which form part of their assets.
5.5	The Central Bank may allow recently authorised Funds to derogate from the provisions of 2.3 to 2.12, 3.1, 3.2, 4.1 and 4.2 for six months following the date of their authorisation, provided they observe the principle of risk spreading.
5.6	If the limits laid down herein are exceeded for reasons beyond the control of a Fund, or as a result of the exercise of subscription rights, the Fund must adopt as a priority objective for its sales transactions the remedying of that situation, taking due account of the interests of its Shareholders.
5.7	Neither the Manager, an Investment Manager nor the ICAV acting on behalf of a Fund may carry out uncovered sales of: <ul style="list-style-type: none"> - transferable securities; - money market instruments*; - Shares of CIS; or - FDI. <p>* Any short selling of money market instruments by UCITS is prohibited.</p>
5.8	A Fund may hold ancillary liquid assets.
6	Financial Derivative Instruments ('FDI')
6.1	A Fund's global exposure relating to FDI must not exceed its total net asset value.
6.2	Position exposure to the underlying assets of FDI, including embedded FDI in transferable securities or money market instruments, when combined where relevant with positions resulting from direct investments, may not exceed the investment limits set out in the Central Bank UCITS Regulations. (This provision does not apply in the case of index based FDI provided the underlying index is one which meets with the criteria set out in the Central Bank UCITS Regulations.),
6.3	A Fund may invest in FDI dealt OTC provided that the counterparties to the OTC transactions are institutions subject to prudential supervision and belonging to categories approved by the Central Bank.
6.4	Investment in FDI are subject to the conditions and limits laid down by the Central Bank.
7	Borrowing Restrictions
	The UCITS Regulations provide that the Manager, in respect of each Fund: <ul style="list-style-type: none"> (a) may not borrow, other than borrowings which in the aggregate do not exceed 10% of the Net Asset Value of the Fund and provided that this borrowing is on a temporary

	<p>basis. Borrowing may be secured on the assets of the Fund. Credit balances (e.g. cash) may not be offset against borrowings when determining the percentage of borrowings outstanding;</p> <p>(b) may acquire foreign currency by means of a back-to-back loan. Foreign currency obtained in this manner is not classed as borrowings for the purpose of the borrowing restriction in paragraph (a), provided that the offsetting deposit: (i) is denominated in the Base Currency of the Fund and (ii) equals or exceeds the value of the foreign currency loan outstanding. However, where foreign currency borrowings exceed the value of the back-to-back deposit, any excess is regarded as borrowing for the purposes of paragraph (a) above. Please refer to the risk factor headed "Currency Risk – Base Currency" which highlights the risks that may arise if the offsetting balance is not maintained in the Base Currency.</p>
--	---

Appendix D

Determination of Net Asset Value, Valuation and Other Additional Information

1. Regulation (EU) 2016/1011 of the European Parliament and of the Council (the “Benchmark Regulation”)

In respect of those Funds that track a benchmark index, or are managed by reference to a benchmark index, or use a benchmark index to compute a performance fee (in each case a “Benchmark Index”), Manager works with the applicable benchmark administrators for the Benchmark Indices of such Funds to confirm that the benchmark administrators are, or intend to get themselves, included in the register maintained by ESMA under the Benchmark Regulation.

The list of benchmark administrators that are included in the Benchmark Regulation Register is available on ESMA’s website at www.esma.europa.eu.

As at the date of this Prospectus, MSCI Limited, FTSE International Limited and Refinitiv Benchmark Services (UK) Limited are included on the Benchmark Regulation Register.

The Manager has in place and maintains robust written plans setting out the actions that it would take in the event that a benchmark is materially changed or ceases to be provided and these are available on request and free of charge at the registered office of the Manager.

Pursuant to these written plans, where the Manager is notified by the benchmark administrator of a material change or cessation of a Benchmark Index, the Manager will assess the impact of a material change to the Benchmark Index on the relevant Fund and, where it determines appropriate or in the event of the cessation of a Benchmark Index, consider substituting another index for the Benchmark Index. Prior Shareholder approval will be sought in advance where a change of the Benchmark Index constitutes a change to the investment objective and/or a material change to the investment policy of a Fund. Where the Manager is unable to substitute another index for the Benchmark Index, the Directors may resolve to seek the winding up of the Fund to the extent reasonable and practicable.

2. Determination of Net Asset Value and Temporary Suspension of Dealings

- (a) All prices for transactions in Shares on a Dealing Day are based on the Net Asset Value per Share of the Share Classes concerned, as shown by a valuation made at a time or times determined by the Directors. The Manager operates “forward pricing” for all Funds and Share Classes, i.e., prices are calculated on the Dealing Day concerned after the Cut-Off Point. Prices in respect of a Dealing Day are normally published on the next Business Day. Neither the ICAV nor the Depositary can accept any responsibility for any error in publication, or for non-publication of prices or for any inaccuracy of prices so published or quoted. Notwithstanding any price quoted by the ICAV, by the Depositary or by any distributor, all transactions are effected strictly on the basis of the prices calculated as described above. If for any reason such prices are required to be recalculated or amended, the terms of any transaction effected on the basis of them will be subject to correction and, where appropriate, the investor may be required to make good any underpayment or reimburse any overpayment as appropriate. Periodic valuations of holdings in any Fund or Share Class may be supplied by arrangement with the local Investor Services teams.
- (b) The Manager may adjust the Net Asset Value per Share for a Fund in order to reduce the effect of “Dilution” on that Fund (known as “swing pricing”). Dilution occurs when the actual cost of purchasing or selling the underlying assets of a Fund deviates from the carrying value of these assets in the Fund’s valuation, due to factors such as dealing and brokerage charges, taxes and duties, market movement and any spread between the buying and selling prices of the underlying assets. Dilution may have an adverse effect on the value of a Fund and therefore impact Shareholders. By adjusting the Net Asset Value per Share this effect can be reduced or prevented and Shareholders can be protected from the impact of Dilution. The Manager may adjust the Net Asset Value of a Fund if on any Dealing Day the value of the aggregate transactions in Shares of all Share Classes of that Fund results in a net increase or decrease which exceeds one or more thresholds that are set by the Manager for that Fund. The amount by which the Net Asset Value of a Fund may be adjusted on any given Dealing Day is related to the anticipated cost of market dealing for that Fund. In such circumstances the Net Asset Value of the relevant Fund may be

adjusted by an amount not exceeding 3% of that Net Asset Value. The adjustment will be an addition when the net movement results in an increase in the value of all Shares of the Fund and a deduction when it results in a decrease. As certain stock markets and jurisdictions may have different charging structures on the buy and sell sides, particularly in relation to duties and taxes, the resulting adjustment may be different for net inflows than for net outflows. In addition, the Manager may also agree to include extraordinary fiscal charges in the amount of the adjustment. These extraordinary fiscal charges vary from market to market and are currently expected not to exceed 2.5% of that Net Asset Value. Where a Fund invests primarily in certain asset types, such as government bonds or money market securities, the Manager may decide that it is not appropriate to make such an adjustment. Shareholders should note that due to adjustments being made to the Net Asset Value per Share, the volatility of a Fund's Net Asset Value per Share may not fully reflect the true performance of the Fund's underlying assets.

- (c) The Directors may, in consultation with the Depositary, temporarily suspend the determination of the Net Asset Value and the sale, issue, valuation, purchase, allotment, conversion and/or redemption or payments of redemption proceeds of Shares of a Fund during:
- i. any period when any organised exchange on which a substantial portion of the investment for the time being comprised in the relevant Fund are quoted, listed, traded or dealt in is closed otherwise than for ordinary holiday, or during which dealings in any such organised exchange are restricted or suspended;
 - ii. any period where, as a result of political, military, economic or monetary events, conditions of financial markets or other circumstances beyond the control, responsibility and power of the Directors, including the unavailability of relevant prices, the disposal or valuation of investments for the time being comprised in the relevant Fund cannot, in the opinion of the Directors, be effected or completed normally or without prejudicing the interest of Shareholders of that Fund;
 - iii. any breakdown in the means of communication normally employed in determining the value of any investments for the time being comprised in the relevant Fund or during any period when for any other reason the value of investments for the time being comprised in the Fund cannot, in the opinion of the Directors, be promptly or accurately ascertained;
 - iv. any period when the Fund is unable to repatriate funds for the purposes of making redemption payments or during which the realisation of investments for the time being comprised in the Fund, or the transfer or payment of the funds involved in connection therewith cannot, in the opinion of the Directors, be effected at normal prices;
 - v. any period when, as a result of adverse market conditions, the payment of redemption proceeds may, in the opinion of the Directors, have an adverse impact on the Fund or the remaining Shareholders in the relevant Fund;
 - vi. any period (other than ordinary holiday or customary weekend closings) when any market or exchange which is the main market or exchange for a significant part of the instruments or positions is closed, or in which trading thereon is restricted or suspended;
 - vii. any period when proceeds of any sale or repurchase of the Shares cannot be transmitted to or from the account of the relevant Fund;
 - viii. any period in which the repurchase of the Shares would, in the opinion of the Directors, result in a violation of applicable laws;
 - ix. any period after a notice convening a meeting of Shareholders for the purpose of dissolving the Fund or terminating a Fund has been issued, up to and including the date of such meeting of Shareholders;
 - x. any period during which dealings in a CIS in which the Fund has invested a significant portion of its assets are suspended; or

- xi. any period when the Directors determine that it is in the best interests of the Shareholders of a Fund to do so.

3. Valuation of Assets

- (a) The Net Asset Value of the Fund shall be calculated in accordance with the provisions of this Appendix. All approvals given or decisions made by the Depositary pursuant to this Appendix shall be given or made, as the case may be, following consultation with the Manager (if any) and the Investment Manager.
- (b) The Net Asset Value per Share of a Fund shall be calculated by dividing the assets of the relevant Fund less its liabilities by the number of Shares in issue in that Fund. Shares of Funds are expected to perform differently and each Fund will bear its own fees and expenses to the extent specifically attributable to that Fund. Any liabilities of the Fund that are not attributable to any Fund shall be allocated amongst the Funds based on their respective Net Asset Value or on any other basis approved by the Directors following consultation with the Depositary having taken into account the nature of the liabilities.
- (c) Where a Fund is made up of more than one Share Class, the Net Asset Value of each Share Class shall be determined by calculating the amount of the Net Asset Value of the relevant Fund attributable to each Share Class. The amount of the Net Asset Value of a Fund attributable to a Share Class shall be determined by establishing the number of Shares in issue in the Class, by allocating the relevant expenses and fees attributable to the Share Class and making appropriate adjustments to take account of distributions paid out of the Fund, if applicable, and apportioning the Net Asset Value of the Fund accordingly. Where the Manager has created different Classes of Shares within a Fund it may determine that currency hedging transactions may be entered into in order to hedge any relevant currency exposure of any Class within a Fund denominated in a currency other than the Base Currency. Accordingly, any appreciation or depreciation of the Net Asset Value of the relevant Fund resulting from expenses, income, gains and losses that are attributable to any hedging in respect of a Share Class shall be attributable solely to the Share Class to which it relates.

The Net Asset Value per Share of a Class shall be calculated by dividing the Net Asset Value of the Class by the number of Shares in issue in that Class. Expenses not attributable to a particular Class may be allocated amongst the Classes based on their respective Net Asset Value or any other reasonable basis approved by the Directors following consultation with the Depositary and having taken into account the nature of the fees and charges. Class expenses or Ongoing Charges relating specifically to a Class will be charged to that Class. In the event that Classes of Shares within a Fund are issued which are priced in a currency other than the Base Currency for that Fund (such as Currency Denominated Share Classes) currency conversion costs will be borne by that Class.

The value of the assets of the Fund shall be determined as follows:

- i. each asset which is quoted, listed or traded on or under the rules of any Regulated Market shall be valued at the last mid-market price on the relevant Regulated Market on the relevant Dealing Day.
- ii. if an asset is normally quoted, listed or traded on or under the rules of more than one Regulated Market, the relevant Regulated Market shall be either (a) that which is the main market for the investment or (b) the market which the Manager determines provides the fairest criteria in a value for the security, as the Manager may determine.
- iii. if prices for an asset quoted, listed or traded on the relevant Regulated Market are not available at the relevant time, or are unrepresentative in the opinion of the Manager, such asset shall be valued at such value as shall be estimated with care and in good faith as the probable realisation value of the investment by a competent professional person, firm or corporation appointed for such purpose by the Manager and approved for the purpose by the Depositary.
- iv. if an asset is quoted, listed or traded on a Regulated Market but acquired or traded at a premium or discount outside of or off the Regulated Market, the asset shall be valued taking into account the level of premium or discount as of the date of valuation of the instrument.

- v. the value of any asset which is not normally quoted, listed or traded on or under the rules of a Regulated Market, will be valued at its probable realisation value estimated with care and in good faith by the Manager or by a competent person, firm or corporation appointed by the Manager and approved for such purpose by the Depositary.
- vi. cash in hand or on deposit shall be valued at face value together with accrued interest where applicable, unless in the opinion of the Manager any adjustment should be made to reflect the fair value thereof.
- vii. FDI which are traded on a Regulated Market shall be valued at the settlement price as determined by the relevant Regulated Market, provided that where it is not the practice of the relevant Regulated Market to quote a settlement price, or if a settlement price is not available for any reason, such instruments shall be valued at their probable realisation value estimated with care and in good faith by the Manager or a competent person appointed by it and approved for the purpose by the Depositary.
- viii. OTC FDI will be valued at the probable realisation value estimated with care and in good faith by the Manager or by a competent person, firm or corporation appointed by the Manager and approved for such purpose by the Depositary.
- ix. certificates of deposit shall be valued by reference to the latest available sale price for certificates of deposit of like maturity, amount and credit risk on each Dealing Day or, if such price is not available, at the latest bid price or, if such price is not available or is unrepresentative of the value of such certificate of deposit in the opinion of the Manager, at probable realisation value estimated with care and in good faith by a competent person appointed by the Manager and approved for the purpose by the Depositary. Treasury bills and bills of exchange shall be valued with reference to prices ruling in the relevant markets for such instruments of like maturity, amount and credit risk at close of business on such markets on the relevant Dealing Day.
- x. units or shares in CIS shall be valued on the basis of the latest available net asset value per unit or share as published by the CIS. If units or shares in such CIS are quoted, listed or traded on or under the rules of any Regulated Market then such units or shares will be valued in accordance with the rules set out above for the valuation of assets which are quoted, listed or traded on or under the rules of any Regulated Market. If such prices are unavailable, the units or shares will be valued at their probable realisation value estimated with care and in good faith by the Manager or by a competent person, firm or corporation appointed for such purpose by the Manager and approved for the purpose by the Depositary.
- xi. Notwithstanding the above provisions the Manager may, with the approval of the Depositary: (a) adjust the valuation of any listed asset where such adjustment is considered necessary to reflect the fair value in the context of currency, marketability, dealing costs and/or such other considerations which are deemed relevant; or (b) in relation to a specific asset or class of assets permit an alternative method of valuation approved by the Depositary to be used if it deems it necessary.
- xii. all assets and liabilities initially expressed in foreign currencies will be converted into the Base Currency of the Fund at market rates. If such quotations are not available, the rate of exchange will be determined to be the probable realisation value estimated with care and in good faith by the Manager.

Dividends, interest and capital gains (if any) which the Fund receives with respect to its investments (other than securities of Irish issuers) may be subject to taxes, including withholding taxes, in certain countries in which the issuers of investments are located. It is anticipated that the Fund may not be able to benefit from reduced rates of withholding tax in double taxation agreements between Ireland and such countries. If this position changes in the future and the application of a lower rate results in a repayment to the Fund, the Net Asset Value will not be re-stated and the benefit will be allocated to the existing Shareholders rateably at the time of the repayment.

Notwithstanding any other provisions of this Prospectus, the Manager may determine that, in relation to any Fund, the value of the relevant investments shall be calculated by reference to the bid price, where

redemptions exceed subscriptions on that Business Day, or by reference to the offer price, where subscriptions exceed redemptions on that Business Day, for such Investments as at the Valuation Point. Any such policy shall be applied consistently in respect of a Fund and in respect of all investments of that Fund.

- (d) The liabilities of the Fund shall be deemed to include any and all actual or estimated liabilities of whatsoever nature of the Fund (except liabilities taken into account in determining the value of the assets of the Fund) including, without limitation to the generality of the foregoing:
- i. all administrative and professional fees and expenses payable and/or accrued including, without prejudice to the generality of the foregoing, all remuneration, fees, costs and expenses payable by the Fund and/or accrued and/or estimated to be payable by the Fund to the Manager, the Depositary, the Investment Manager, the Administrator and the legal advisers of the Fund and to any other person, firm or corporation providing services to the Fund and all other projected expenses as the Directors consider fair and reasonable and properly payable out of the assets of the Fund and all value added tax chargeable, if any, in respect of the provision of any of the foregoing services to the Fund and all other fees and expenses (if any) disclosed in the Prospectus;
 - ii. any and all outstanding borrowings and all accrued interest payable thereon including, without prejudice to the generality of the foregoing, an amount representing the aggregate maximum amount payable by the Fund in respect of any debentures, debenture stock, loan stock, loan notes, bonds or other debt obligations created or issued by the Fund;
 - iii. all bills, notes and accounts payable;
 - iv. the total amount of any actual or estimated liabilities for any and all tax of whatsoever nature and howsoever arising on the income or deemed income and realised capital gains of the Fund as at the relevant Dealing Day;
 - v. the total amount of any actual or estimated liabilities for withholding tax (if any) payable on any of the Investments in respect of the current accounting period;
 - vi. an appropriate provision for all taxes and contingent liabilities as determined from time to time by the Directors; and
 - vii. the total amount (whether actual or estimated by the Directors) of any other liabilities properly payable out of the assets of the Fund.

4. UK Reporting Fund Status

The “reporting funds” regime contained in Statutory Instrument 2009 / 3001 (The Offshore Funds (Tax) Regulations 2009) applies to the ICAV from 1 April 2010. A list of the Share Classes which currently have 'reporting fund' status is available at:

<https://www.gov.uk/government/publications/offshore-funds-list-of-reporting-funds>.

Prospective investors should consult their own professional advisers as to the implications of this.

5. Conflicts of Interest

Due to the widespread operations undertaken by the Directors, the Manager, the Investment Manager, the Administrator and the Depositary and (where applicable) their respective holding companies, subsidiaries and affiliates (each an “Interested Party”) conflicts of interest may arise.

Subject to the provisions below the Interested Parties may effect transactions where those conflicts arise and shall not (subject as below) be liable to account for any profit, commission or other remuneration arising. All such transactions must be in the best interests of Shareholders.

If a conflict of interest does arise (other than in respect of the Depositary), the Manager will endeavour, so far as it is reasonably able, to ensure that it is resolved fairly and that investment opportunities are allocated on

a fair and equitable basis. Details of conflicts of interest that may arise in respect of the Depositary and how these are addressed are set out in sub-paragraph ix. below.

Without prejudice to the generality of the foregoing the following conflicts of interest may arise:-

- i. an Interested Party may acquire or dispose of any investment notwithstanding that the same or similar Investments may be owned by or for the account of or otherwise connected with the ICAV;
- ii. an Interested Party may acquire, hold or dispose of investments notwithstanding that such investments had been acquired or disposed of by or on behalf of the ICAV by virtue of a transaction effected by the ICAV in which the Interested Party was concerned provided that the acquisition by an Interested Party of such investments is conducted on an arm's length basis and such investments held by the ICAV are acquired on the best terms having regard to the interests of the Shareholders;
- iii. an Interested Party may deal with the ICAV as principal or as agent, provided that:
 - a. there is obtained a certified valuation of the transaction by a person approved by the Depositary (or the Manager in the case of a transaction with the Depositary) as independent and competent;
or
 - b. the transaction is executed on best terms on an organised investment exchange in accordance with the rules of such exchange; or
 - c. where a. and .b are not practical, execution is on terms which the Depositary (or the Manager in the case of a transaction with the Depositary) is satisfied conforms with the principle that the transaction is in the best interest of the Shareholders and is conducted at arm's length;

The Depositary (or the Manager in the case of a transaction involving the Depositary) shall document how it has complied with a., b., or c. above. Where transactions are conducted in accordance with c., the Depositary (or the Manager in the case of a transaction involving the Depositary) shall document its rationale for being satisfied that the transaction conformed to the principles outlined in the above paragraph.

- iv. certain of the Directors of the ICAV and the Manager are or may in the future be connected with the BlackRock Group and its affiliates. For the avoidance of doubt, the Directors shall not be liable to account to the ICAV in respect of such conflict for example as a result of receiving remuneration as directors or employees of the Manager or Investment Manager;
- v. the Fund may, subject to the conditions set out in Appendix C, invest in other CIS, which may be operated and/or managed by an Interested Party including, but not limited to, funds of Institutional Cash Series plc. Where commission is received by the Manager by virtue of an Investment by a Fund in the units/shares of any CIS, such commission will be paid into the property of the relevant Fund. As an investor in such other CIS, in addition to the fees, costs and expenses payable by a Shareholder in the Funds, each Shareholder may also indirectly bear a portion of the fees, costs and expenses of the underlying CIS, including management, investment management and administration and other expenses;
- vi. a Fund may purchase or hold an investment the issuer of which is an Interested Party or where an Interested Party is its adviser or banker;
- vii. the Investment Manager may enter into arrangements with its Affiliates whereby the Investment Manager may agree to pay out of its own resources an incentive or an inducement fee for new subscriptions made by clients of the Affiliates or funds managed by or held by the Affiliate, including client accounts for which an Affiliate has discretionary investment authority. This fee may be in excess of the investment management fee payable to the Investment Manager and will be passed through to the Affiliate's clients;

- viii. Affiliates of the Manager and the Investment Manager may make investments in a Fund that could constitute a substantial percentage of a Fund's Net Asset Value. Such Affiliate investors may, in their sole discretion and without notice to Shareholders, subscribe for Shares in a Fund or redeem all or a substantial amount of their Shares in a Fund. In the event of substantial redemptions by affiliated investors and/or other Shareholders, the Investment Manager may not be able to liquidate sufficient investments in a single Dealing Day and some or all of a redemption request by affiliated investors or other Shareholders may be deferred until a subsequent Dealing Day;
- ix. As part of the normal course of global custody business, the Depositary may from time to time have entered into arrangements with other clients, funds or other third parties for the provision of safekeeping and related services. Within a multi-service banking group such as JP Morgan, from time to time conflicts may arise between the depositary and its safekeeping delegates, for example, where an appointed delegate is an affiliated group company and is providing a product or service to a fund and has a financial or business interest in such product or service or where an appointed delegate is an affiliated group company which receives remuneration for other related custodial products or services it provides to the funds e.g. foreign exchange, securities lending, pricing or valuation services. In the event of any potential conflict of interest which may arise during the normal course of business, the Depositary will at all times have regard to its obligations under applicable laws including its obligation under the Directive not to carry out activities with regard to the ICAV that may create conflicts of interest between itself and the ICAV and its investors unless the Depositary has separated the performance of its depositary tasks from its other potentially conflicting tasks and the potential conflicts are identified, managed, monitored and disclosed to investors.

Conflicts of Interest – relationships within the BlackRock Group

The Manager and other BlackRock Group companies undertake business for other clients. BlackRock Group companies, their employees and their other clients face conflicts with the interests of the Manager and its clients. BlackRock maintains a Conflicts of Interest Policy. It is not always possible for the risk of detriment to a client's interests to be entirely mitigated such that, on every transaction when acting for clients, a risk of detriment to their interests does not remain.

The types of conflict scenario giving rise to risks which BlackRock considers it cannot with reasonable confidence mitigate are disclosed below. This document, and the disclosable conflict scenarios, may be updated from time to time.

1. Conflicts of Interest within the BlackRock Group

PA Dealing

BlackRock Group employees may be exposed to clients' investment information while also being able to trade through personal accounts. There is a risk that, if an employee could place a trade of sufficient size, this would affect the value of a client's transaction. BlackRock Group has implemented a Personal Trading Policy designed to ensure that employee trading is pre-approved.

Employee Relationships

BlackRock Group employees may have relationships with the employees of BlackRock's clients or with other individuals whose interests conflict with those of a client. Such an employee's relationship could influence the employee's decision-making at the expense of clients' interests. BlackRock Group has a Conflicts of Interest Policy under which employees must declare all potential conflicts.

2. Conflicts of interest of the Manager

Provider Aladdin

BlackRock Group uses Aladdin software as a single technology platform across its investment management business. Custodial and fund administration service providers may use Provider Aladdin, a form of Aladdin software, to access data used by the Investment Manager and Manager. Each service provider remunerates BlackRock Group for the use of Provider Aladdin. A potential conflict arises whereby an agreement by a

service provider to use Provider Aladdin incentivises the Manager to appoint or renew appointment of such service provider. To mitigate the risk, such contracts are entered on an 'arm's length' basis.

Distribution Relationships

The Investment Manager may pay third parties for distribution and related services. Such payments could incentivise third parties to promote the ICAV to investors against that client's best interests. BlackRock Group companies comply with all legal and regulatory requirements in the jurisdictions in which such payments are made.

Dealing Costs

Dealing costs are created when investors deal into and out of the ICAV. There is a risk that other investors of the ICAV bear the costs of those joining and leaving. BlackRock Group has policies and procedures in place to protect investors from the actions of others including anti-dilution controls.

3. Conflicts of interest of the Investment Manager

Timing of Competing Orders

When handling multiple orders for the same security in the same direction raised at or about the same time, the Investment Manager seeks to achieve the best overall result for each order equitably on a consistent basis taking into account the characteristics of the orders, regulatory constraints or prevailing market conditions. Typically, this is achieved through the aggregation of competing orders. Conflicts of interest may appear if a trader does not aggregate competing orders that meet eligibility requirements, or does aggregate orders that do not meet eligibility requirements; it may appear as if one order received preferential execution over another. For a specific trade instruction of a Fund, there may be a risk that better execution terms will be achieved for a different client. For example, if the order was not included in an aggregation. BlackRock Group has Order Handling Procedures and an Investment Allocation Policy which govern sequencing and the aggregation of orders.

Concurrent Long and Short Positions

The Investment Manager may establish, hold or unwind opposite positions (i.e. long and short) in the same security at the same time for different clients. This may prejudice the interests of the Investment Manager's clients on one side or the other. Additionally, investment management teams across the BlackRock Group may have long only mandates and long-short mandates; they may short a security in some portfolios that are held long in other portfolios. Investment decisions to take short positions in one account may also impact the price, liquidity or valuation of long positions in another client account, or vice versa. BlackRock Group operates a Long Short (side by side) Policy with a view to treating accounts fairly.

Cross Trading - Pricing Conflict

When handling multiple orders for the same security, the Investment Manager may execute a client's order to buy the security by matching it with another client's order to sell the same security, a practice known as 'crossing'. When crossing orders, there is a risk that the execution may not be performed in the best interests of each client; for example, in the event that the price at which a trade was executed did not constitute a fair and reasonable price. The Investment Manager manages this risk by implementing a Global Crossing Policy, which sets out – among other things – the methodology for pricing 'cross' trades.

MNPI

BlackRock Group companies receive Material Non-Public Information (MNPI) in relation to listed securities in which BlackRock Group companies invest on behalf of clients. To prevent wrongful trading, BlackRock Group erects Information Barriers and restricts trading by one or more investment team(s) concerned in the security concerned. Such restrictions may negatively impact the investment performance of client accounts. BlackRock has implemented a Material Non-Public Information Barrier Policy.

BlackRock's Investment Constraints or Limitations and its Related Parties

The ICAV may be restricted in its investment activities due to ownership threshold limits and reporting obligations in certain jurisdictions applying in aggregate to the accounts of clients of the BlackRock Group. Such restrictions may adversely impact clients through missed investment opportunities. BlackRock Group manages the conflict by following an Investment and Trading Allocation Policy, designed to allocate limited investment opportunities among affected accounts fairly and equitably over time.

Investment in Related Party Products

While providing investment management services for a client, the Investment Manager may invest in products serviced by BlackRock Group companies on behalf of other clients. BlackRock may also recommend services provided by BlackRock or its affiliates. Such activities could increase BlackRock's revenue. In managing this conflict, BlackRock seeks to follow investment guidelines and has a Code of Business Conduct and Ethics.

Investment Allocation and Order Priority

When executing a transaction in a security on behalf of a client, it can be aggregated and the aggregated transaction fulfilled with multiple trades. Trades executed with other client orders result in the need to allocate those trades. The ease with which the Investment Manager can allocate trades to a certain client's account can be limited by the sizes and prices of those trades relative to the sizes of the clients' instructed transactions. A process of allocation can result in a client not receiving the whole benefit of the best priced trade. The Investment Manager manages this conflict by following an Investment and Trading Allocation Policy, which is designed to ensure the fair treatment of all clients' accounts over time.

Fund Look Through

BlackRock Group companies may have an informational advantage when investing in proprietary BlackRock funds on behalf of client portfolios. Such an informational advantage may lead a BlackRock Group company to invest on behalf of its client earlier than the Investment Manager invests for the ICAV. The risk of detriment is mitigated through BlackRock Group's pricing of units and anti-dilution mechanisms.

Side-by-Side Management: Performance fee

The Investment Manager manages multiple client accounts with differing fee structures. There is a risk that such differences lead to inconsistent performances levels across client accounts with similar mandates by incentivising employees to favour accounts delivering performance fees over flat or non-fee accounts. BlackRock Group companies manage this risk through a commitment to a Code of Business Conduct and Ethics Policy.

4. Securities Lending

To the extent specified for each Fund in Appendix I, the Funds may engage in securities lending. There are potential conflicts of interests in managing a securities lending program, including but not limited to: (i) BlackRock as lending agent may have an incentive to increase or decrease the amount of securities on loan or to lend particular securities in order to generate additional risk-adjusted revenue for BlackRock and its affiliates; and (ii) BlackRock as lending agent may have an incentive to allocate loans to clients that would provide more revenue to BlackRock. As described further below, BlackRock seeks to mitigate this conflict by providing its securities lending clients with equal lending opportunities over time in order to approximate pro-rata allocation.

As part of its securities lending program, BlackRock indemnifies the Funds and certain other clients and/or funds against a shortfall in collateral in the event of borrower default. On a regular basis, BlackRock calculates the potential dollar exposure of collateral shortfall resulting from a borrower default ("shortfall risk") in the securities lending program. BlackRock establishes program wide borrower limits ("credit limits") to actively manage borrower-specific credit exposure. BlackRock oversees the risk model that calculates projected collateral shortfall values using loan-level factors such as loan and collateral type and market value as well as specific borrower credit characteristics. When necessary, BlackRock may adjust securities lending program attributes by restricting eligible collateral or reducing borrower credit limits. As a result, the management of program-wide exposure as well as BlackRock specific indemnification exposure may affect the amount of securities lending activity BlackRock may conduct at any given point in time by reducing the volume of lending opportunities for certain loans (including by asset type, collateral type and/or revenue profile).

BlackRock uses a predetermined systematic process in order to approximate pro-rata allocation over time. In order to allocate a loan to a portfolio: (i) BlackRock as a whole must have sufficient lending capacity pursuant to the various program limits (i.e. indemnification exposure limit and borrower credit limits); (ii) the lending portfolio must hold the asset at the time a loan opportunity arrives; and (iii) the lending portfolio must also have enough inventory, either on its own or when aggregated with other portfolios into one single market delivery, to satisfy the loan request. In doing so, BlackRock seeks to provide equal lending opportunities for all portfolios, independent of whether BlackRock indemnifies the portfolio. Equal opportunities for lending portfolios does not guarantee equal outcomes. Specifically, short and long-term

outcomes for individual clients may vary due to asset mix, asset/liability spreads on different securities, borrower and/or market demand for relevant assets and the overall limits imposed by the firm.

BlackRock may decline to make a securities loan on behalf of a Fund, discontinue lending on behalf of a Fund or terminate a securities loan on behalf of a Fund for any reason, including but not limited to regulatory requirements and/or market rules, liquidity considerations, or credit considerations, which may impact Funds by reducing or eliminating the volume of lending opportunities for certain types of loans, loans in particular markets, loans of particular securities or types of securities, or for loans overall.

6. Shareholder meetings and voting rights

The Directors have elected to dispense with the holding of an annual general meeting. One or more Shareholders of the ICAV holding, or together holding, not less than 10% of the voting rights in the ICAV or the auditors of the ICAV may require the ICAV to hold an annual general meeting in that year by giving notice in writing to the ICAV in the previous year or at least one month before the end of that year and the ICAV shall hold the required meeting.

All general meetings of the ICAV will be held in Ireland. 21 days' notice (excluding the day of posting and the day of the meeting) will be given in respect of each general meeting of the ICAV. The notice will specify the venue and time of the meeting and the business to be transacted at the meeting. A proxy may attend on behalf of any Shareholder. The requirements for quorum and majorities at all general meetings are set out in the Instrument of Incorporation. Two members present in person or by proxy will constitute a quorum, save in the case of a meeting of any one Fund or Class where the quorum will be at least two Shareholders who hold at least one third of the Shares of the relevant Fund or Class and in either case if a quorum is not present and the meeting is adjourned one member may constitute the quorum. Under Irish law an ordinary resolution is a resolution passed by a simple majority of votes cast and a special resolution is a resolution passed by a majority of 75% or more of the votes cast. Under Irish law, the Instrument of Incorporation can be amended only with the agreement of the Shareholders by special resolution.

Each of the Shares entitles the holder to attend and vote at meetings of the ICAV and of the Fund represented by those Shares. The Instrument of Incorporation provides that matters may be determined at meetings of the Shareholders on a show of hands unless a resolution is not passed unanimously on such show of hands, in which case such resolution shall be decided on a poll. Each Shareholder will have one vote on a show of hands. Each Shareholder will be entitled to such number of votes as will be produced by dividing the aggregate Net Asset Value of that Shareholder's shareholding (expressed or converted into the Base Currency and calculated as of the relevant record date and excluding, where appropriate, the impact of any Class currency hedging) by one. The "relevant record date" for these purposes will be a date being not more than thirty days prior to the date of the relevant general meeting or written resolution as determined by the Directors. Where a separate written resolution or general meeting of a particular Class or tranche of Shares is held, in such circumstances, the Shareholders' votes will be calculated by reference only to the Net Asset Value of each Shareholder's shareholding in that particular Class or tranche, as appropriate. In relation to a resolution which in the opinion of the Directors affects more than one Class of Shares or gives or may give rise to a conflict of interest between the Shareholders of the respective Classes, such resolution will be deemed to have been duly passed, only if, in lieu of being passed through a single meeting of the Shareholders of those Classes, such resolution will have been passed at a separate meeting of the Shareholders of each such Class.

7. Accounts and Information

The ICAV's accounting period ends on 30 April in each year and semi-annual accounts will be prepared to 31 October in each year.

The ICAV prepares an annual report and audited annual accounts within four months of the end of the financial period to which they relate i.e. by 31 August in each year. In addition, unaudited semi-annual accounts are also prepared within two months of the end of the half year period to which they relate i.e. by 31 December in each year and the first semi-annual accounts will be prepared up to 31 October 2018. Copies of the annual audited financial statements and semi-annual accounts will be made available to Shareholders upon request.

Copies of the Instrument of Incorporation, this Prospectus, supplements (if any) and any KIIDs issued in accordance with the UCITS Regulations, annual and semi-annual accounts of the ICAV may be obtained free of charge from the Manager at the address given under the section headed "Directory".

8. Commissions and Rebates

Payment of any rebate of the Ongoing Charge ("commission") shall cease on the entry into force of any legislation and/or regulation prohibiting the payment of commission from product providers to counterparties, to the extent that such legislation and/or regulation affects the counterparties activities in any particular jurisdiction or and/or sale of particular Funds.

MiFID II introduces restrictions on the receipt and retention of fees, commissions, monetary and non-monetary benefits ("inducements") where firms, regulated by MiFID II, provide clients with portfolio management services or independent investment advice. It also introduces obligations where firms provide clients with other services (such as execution services or restricted investment advice). In such cases, where a firm receives and retains an inducement, it must ensure that the receipt and retention of the inducement is designed to enhance the quality of the relevant service to the client. Where authorised intermediaries are subject to MiFID II and receive and/or retain any inducements, they must ensure that they comply with all applicable legislation, including, those introduced by MiFID II.

Appendix E

Stock Exchanges And Regulated Markets

The Regulated Markets

With the exception of permitted investment in unlisted securities and off-exchange FDI, investment in securities or FDI will be made only in securities or FDI which are listed or traded on stock exchanges and markets listed below in this Prospectus or any Supplement thereto or revision thereof.

The list is currently as follows:

Recognised Investment Exchanges

1. Recognised investment exchanges in any Member State (excluding Malta), Australia, Canada, Hong Kong, Iceland, Japan, Norway, New Zealand, Switzerland, the United Kingdom or the United States.

2. The following recognised investment exchanges:

in Argentina:	Bolsa de Comercio de Buenos Aires Mercado Abierto Electronico S.A.
in Bahrain:	Bahrain Bourse
in Bangladesh	Dhaka Stock Exchange
in Brazil	BM&F BOVESPA S.A.
in Chile	Bolsa de Comercio de Santiago Bolsa Electronica de Chile
in China	Shanghai Stock Exchange Shenzhen Stock Exchange
in Colombia	Bolsa de Valores de Colombia
in Egypt	Egyptian Stock Exchange
in India	Bombay Stock Exchange, Ltd. National Stock Exchange
in Indonesia	Indonesian Stock Exchange
in Israel	Tel Aviv Stock Exchange
in Jordan	Amman Stock Exchange
in The Republic of Korea	Korea Exchange (Stock Market) Korea Exchange (KOSDAQ)
in Kenya	Nairobi Securities Exchange
in Kuwait	Kuwait Stock Exchange
in Malaysia	Bursa Malaysia Securities Berhad Bursa Malaysia Derivatives Berhad
in Mauritius	Stock Exchange of Mauritius
in Mexico	Bolsa Mexicana de Valores
in Morocco	Casablanca Stock Exchange

in Nigeria	Nigeria Stock Exchange
in Oman	Muscat Securities Market
in Pakistan	Karachi Stock Exchange
in Peru	Bolsa de Valores de Lima
in the Philippines	Philippines Stock Exchange
in Poland	Warsaw Stock Exchange
in Qatar	Qatar Exchange
in Russia	Open Joint Stock Company Moscow Exchange MICEX-RTS (Moscow Exchange)
in Saudi Arabia	Tadawul Stock Exchange
in Singapore	Singapore Exchange Limited
in South Africa	JSE Limited
in Sri Lanka	Colombo Stock Exchange
in Taiwan	Taiwan Stock Exchange
in Thailand	Thailand Stock Exchange of Thailand
in Turkey	Istanbul Stock Exchange
in the UAE, Abu Dhabi	Abu Dhabi Securities Exchange
in the UAE, Dubai	Dubai Financial Market NASDAQ Dubai Limited
in Vietnam	Ho Chi Minh Stock Exchange

Markets

3. The following regulated markets including regulated markets on which FDI may be traded:

- the markets organised by the International Capital Market Association;
- the market conducted by “listed money market institutions” as described in the Bank of England publication “The Regulation of the Wholesale Cash and OTC Derivatives Markets (in Sterling, foreign currency and bullion)”;
- AIM – the Alternative Investment Market in the UK, regulated and operated by the LSE;
- NASDAQ in the United States;
- the market in US government securities conducted by primary dealers regulated by the Federal Reserve Bank of New York;
- the over-the-counter market in the United States regulated by the Financial Industry Regulatory Authority and reportable on TRACE;
- the over-the-counter market in the United States regulated by MarketAxess;
- the over-the-counter market in the United States regulated by National Association Of Securities Dealers (NASD);
- the French market for “Titres de Creance Negotiable” (over-the-counter market in negotiable debt instruments);
- The Korea Exchange (Futures Market);
- The Thailand Futures exchange
- South African Futures exchange

- The Intercontinental Exchange (ICE)
- Taiwan Futures exchange
- the over-the-counter market in Canadian Government Bonds, regulated by the Investment Industry Regulatory Organisation of Canada;
- the China Interbank Bond Market;
- any approved derivative market within the European Economic Area on which FDI are traded;
- EUROTLX (Multilateral Trading Facility);
- HI_MTF (Multilateral Trading Facility);
- NASDAQ OMX Europe (NEURO) (Multilateral Trading Facility);
- EURO MTF for securities (Multilateral Trading Facility);
- MTS Austria (Multilateral Trading Facility);
- MTS Belgium (Multilateral Trading Facility);
- MTS France (Multilateral Trading Facility);
- MTS Ireland (Multilateral Trading Facility);
- NYSE Bondmatch (Multilateral Trading Facility);
- POWERNEXT (Multilateral Trading Facility);
- Tradegate AG (Multilateral Trading Facility).
- the over-the-counter market in Japan regulated by the Securities Dealers Association of Japan; and
- MarketAxess Europe Limited (Multilateral Trading Facility) (the OTC market in US regulated by MarketAxess only).

The above markets are listed in accordance with the regulatory criteria as defined in the Central Bank UCITS Regulations, it being noted the Central Bank does not issue a list of approved markets or stock exchanges.

Appendix F Depository Delegates

The following third-party delegates have been appointed by the Depository in the referenced markets as sub-custodians of the assets of the ICAV.

Sub-Custodian	Market
HSBC Bank Argentina S.A., Buenos Aires	Argentina
JPMorgan Chase Bank, N.A., Melbourne	Australia
UniCredit Bank Austria AG, Vienna	Austria
HSBC Bank Middle East Limited, Al Seef	Bahrain
Standard Chartered Bank, Dhaka	Bangladesh
BNP Paribas Securities Services S.C.A., Brussels	Belgium
HSBC Bank Bermuda Limited, Hamilton	Bermuda
Standard Chartered Bank Botswana Limited, Gaborone	Botswana
J.P. Morgan S.A. DTVM, Sao Paulo	Brazil
Citibank Europe plc, Sofia	Bulgaria
Canadian Imperial Bank of Commerce, Toronto Royal Bank of Canada, Toronto	Canada
Banco Santander Chile, Santiago	Chile
HSBC Bank (China) Company Limited, Shanghai* * Please refer to your Client Relationship Team for additional subcustodial options	China A Share
HSBC Bank (China) Company Limited, Shanghai	China B-Share
JPMorgan Chase Bank, N.A., Hong Kong	China Connect
Cititrust Colombia S.A., Bogota	Colombia
Banco BCT, S.A., San Jose (Restricted)	Costa Rica
Privredna banka Zagreb d.d., Zagreb	Croatia
HSBC Bank plc, Athens	Cyprus
UniCredit Bank Czech Republic and Slovakia, a.s., Prague	Czech Republic
Nordea Bank Danmark A/S, Copenhagen	Denmark
Citibank, N.A., Cairo	Egypt
Swedbank AS, Tallinn	Estonia
Nordea Bank AB (publ), Helsinki	Finland
BNP Paribas Securities Services S.C.A., Paris	France
Deutsche Bank AG, Eschborn	Germany
Standard Chartered Bank Ghana Limited, Accra	Ghana
HSBC Bank plc, Athens	Greece
JPMorgan Chase Bank, N.A., Hong Kong	Hong Kong
Deutsche Bank AG, Budapest	Hungary
Islandsbanki hf., Reykjavik (Restricted)	Iceland
JPMorgan Chase Bank, N.A., Mumbai	India
Deutsche Bank AG, Jakarta	Indonesia
JPMorgan Chase Bank, N.A., London	Ireland
Bank Leumi le-Israel B.M., Tel Aviv	Israel
BNP Paribas Securities Services S.C.A., Milan	Italy
Mizuho Bank, Ltd., Tokyo The Bank of Tokyo-Mitsubishi UFJ, Ltd., Tokyo	Japan
Standard Chartered Bank, Amman	Jordan
JSC Citibank Kazakhstan, Almaty	Kazakhstan
Standard Chartered Bank Kenya Limited, Nairobi	Kenya
HSBC Bank Middle East Limited, Safat	Kuwait
Swedbank AS, Riga	Latvia
AB SEB Bankas, Vilnius	Lithuania
BNP Paribas Securities Services S.C.A., Hesperange	Luxembourg
Standard Bank Limited, Malawi, Blantyre (Restricted)	Malawi
HSBC Bank Malaysia Berhad, Kuala Lumpur	Malaysia

The Hong Kong and Shanghai Banking Corporation Limited, Ebene	Mauritius
Banco Nacional de Mexico, S.A., Mexico, D.F.	Mexico
Société Générale Marocaine de Banques, Casablanca	Morocco
Standard Bank Namibia Limited, Windhoek	Namibia
BNP Paribas Securities Services S.C.A., Amsterdam	Netherlands
JPMorgan Chase Bank, N.A., Wellington	New Zealand
Stanbic IBTC Bank Plc, Lagos	Nigeria
Nordea Bank AB (publ), Oslo	Norway
HSBC Bank Oman S.A.O.G., Seeb	Oman
Standard Chartered Bank (Pakistan) Limited, Karachi	Pakistan
Citibank del Perú S.A., Lima	Peru
The Hong Kong and Shanghai Banking Corporation Limited, Taguig City	Philippines
Bank Handlowy w. Warszawie S.A., Warsaw	Poland
BNP Paribas Securities Services S.C.A., Lisbon	Portugal
HSBC Bank Middle East Limited, Doha	Qatar
Citibank Europe plc, Bucharest	Romania
J.P. Morgan Bank International (Limited Liability Company), Moscow	Russia
HSBC Saudi Arabia, Riyadh	Saudi Arabia
Unicredit Bank Srbija a.d., Belgrade	Serbia
DBS Bank Ltd, Singapore	Singapore
UniCredit Bank Czech Republic and Slovakia, a.s., Bratislava	Slovak Republic
UniCredit Banka Slovenija d.d., Ljubljana	Slovenia
FirstRand Bank Limited, Johannesburg	South Africa
Standard Chartered Bank Korea Limited, Seoul Kookmin Bank Co., Ltd., Jung-gu, Seoul	South Korea
Santander Securities Services, S.A., Madrid	Spain
The Hong Kong and Shanghai Banking Corporation Limited, Colombo	Sri Lanka
Nordea Bank AB (publ), Stockholm	Sweden
UBS Switzerland AG, Zurich	Switzerland
JPMorgan Chase Bank, N.A., Taipei	Taiwan
Stanbic Bank Tanzania Limited, Dar es Salaam (Restricted)	Tanzania
Standard Chartered Bank (Thai) Public Company Limited, Bangkok	Thailand
Republic Bank Limited, Port of Spain	Trinidad and Tobago
Banque Internationale Arabe de Tunisie, S.A., Tunis	Tunisia
Citibank A.S., Umraniye- Istanbul	Turkey
Standard Chartered Bank Uganda Limited, Kampala	Uganda
PJSC Citibank, Kiev (Restricted)	Ukraine
HSBC Bank Middle East Limited, Dubai	United Arab Emirates - ADX
HSBC Bank Middle East Limited, Dubai	United Arab Emirates - DFM
HSBC Bank Middle East Limited, Dubai	United Arab Emirates - NASDAQ Dubai
JPMorgan Chase Bank, N.A., London Deutsche Bank AG Depository and Clearing Centre, London	United Kingdom
JPMorgan Chase Bank, N.A., New York	United States
Banco Itaú Uruguay S.A., Montevideo	Uruguay
Citibank, N.A., Caracas	Venezuela
HSBC Bank (Vietnam) Ltd., Ho Chi Minh City	Vietnam
Standard Chartered Bank Côte d'Ivoire SA, Abidjan (Restricted)	WAEMU - Benin, Burkina Faso, Guinea-Bissau, Ivory Coast, Mali, Niger, Senegal, Togo
Standard Chartered Bank Zambia Plc, Lusaka	Zambia

Appendix G Calculation of Performance Fee

A number of technical terms are used to describe how the performance fee is calculated. These are explained in the glossary below:

Performance Benchmark	Fee	The index against which the performance of each Fund is measured for the purpose of calculating the performance fee (see Appendix A for details of each Performance Fee Benchmark in respect of each Fund). For the avoidance of doubt, the index referred to in each case is solely used for performance fee calculation purposes, and should therefore under no circumstances be considered as indicative of a specific investment style. Where the selected Performance Fee Benchmark is not available at the calculation point, an appropriate substitute, which the Investment Manager has deemed best represents the performance of such Performance Fee Benchmark may be used in calculating the performance of the Performance Fee Benchmark.
Benchmark Return		The change in performance return of the Performance Fee Benchmark, calculated on each Dealing Day as the percentage difference between the value of the Performance Fee Benchmark on that day and that of the previous Dealing Day. If the value of the Performance Fee Benchmark is not published on a particular Dealing Day, determination of whether to accrue a performance fee shall be delayed until such Dealing Day as the value of the Performance Fee Benchmark has been published. The Benchmark Return is determined on the basis of independently obtained quotations and calculated in accordance with prevailing market practice.
Current Day NAV		The Net Asset Value of each Share in a particular Share Class in the Fund after all regularly accruing charges and expenses have been accrued to the Fund but before any performance fee has been accrued on the current Dealing Day.
Crystallise/Crystallisation		The point at which any performance fee becomes payable to the Investment Manager, even if it is paid out at a later date. Crystallisation will occur either at the end of a Financial Year or on the Dealing Day when a shareholder redeems or converts all or part of his shareholding (such crystallisation to occur only in respect of the proportion of the Shares being redeemed or converted).
Financial Year		The financial year of the ICAV. The financial year starts on 1 May each year.
High Watermark		(i) For the first Performance Period of a Share Class the initial NAV per Share; or (ii) in subsequent Performance Periods the Net Asset Value per Share at the end of the last Performance Period where a performance fee has been paid out.

Net Asset Value per Share Return	For Type B Funds this is calculated on each Dealing Day as the difference between the Current Day NAV per Share and that of the Prior Day NAV per Share for that Share Class. Dividend distributions are added back in for the purposes of calculating the performance of that Share Class.
Performance Period	The initial performance period for each Share Class is set on the launch of that Share Class and runs to the end of the relevant Fund's first Financial Year. Subsequent performance periods then run from the end of one Financial Year to the end of the following Financial Year.
Prior Day NAV	The Net Asset Value of each Share in a particular Share Class in the Fund after the performance fee and all other regularly accruing charges and expenses have been accrued to the Fund on the previous Dealing Day.
Reference NAV	With respect to Type A Funds, the Reference NAV will be the higher of (in each case as adjusted by the Benchmark Return): (a) the High Watermark; or (b) the Money Weighted Price, in each case as reduced by the rate of any distribution in respect of Shares made during the relevant Performance Period.
Money Weighted Price	(i) the Launch NAV; or (ii) on the first day of a subsequent Performance Period, the higher of: (a) the previous day's Money Weighted Price; and (b) the previous day's Net Asset Value per Share if a Performance Fee has been paid out; or (iii) in respect of any other Dealing Day, the previous day's Money Weighted Price adjusted by subscriptions or switches into the Share Class on that Valuation Day.

How does the performance fee work?

Summary

A performance fee is payable to the Investment Manager in respect of certain Share Classes (as set out in Appendix A), in addition to the other fees and expenses mentioned in this Prospectus. Two methods of calculation are used and are referred to as Type A and Type B – the method applicable to each Fund is described below and indicated in Appendix A.

Calculation Methodology and accrual basis

On each Dealing Day, a separate performance fee calculation is carried out in respect of each Share Class. The cumulative performance fee accruals from the beginning of the Performance Period will be included in the ongoing calculation of the Net Asset Value per Share.

For Type A Funds, both the High Watermark and Money Weighted Price are calculated in parallel for use in the Reference NAV calculation.

The High Watermark remains unchanged during each Performance Period and is adjusted upwards only at the end of each Performance Fee Period if a performance fee is accrued/paid.

The Money Weighted Price is adjusted at each Dealing Day upwards or downwards to reflect subscriptions and/or switches into the relevant Share Class on the relevant Dealing Day.

The Money Weighted Price will be higher than the High Watermark when the average value of subscriptions and/or switches into the relevant Share Class are at a NAV per Share that is higher than the High Watermark.

The Money Weighted Price will be lower than the High Watermark when the average value of subscriptions and/or switches into the relevant Share Class are at a NAV per Share that is lower than the High Watermark.

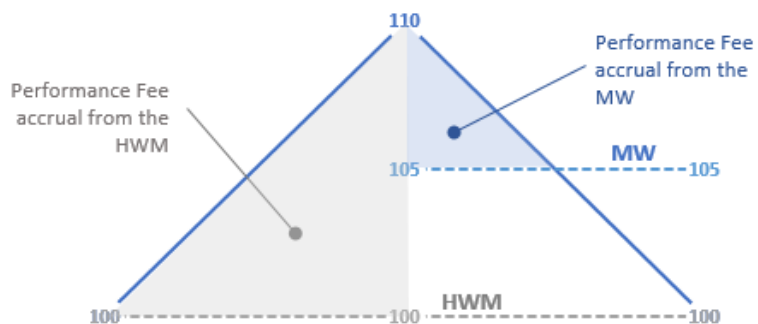
On each Dealing Day, the higher of the High Watermark and the Money Weighted Price will be used to determine the Reference NAV (i.e. if the Money Weighted Price is higher than the High Watermark, the Reference NAV will be the Money Weighted Price, and vice versa if it is lower). The Reference NAV will always be higher than or equal to the High Watermark.

A performance fee accrual is calculated where the Current Day NAV per Share of the relevant Share Class is higher than the Reference NAV. A performance fee accrual in respect of a Share Class is calculated as the relevant percentage (as set out in Appendix A) of the difference between the Current Day NAV per Share and the Reference NAV, multiplied by the outstanding number of Shares on the Dealing Day for that Share Class. Where the Current Day NAV per Share decreases below the Reference NAV, no performance fee will be accrued until such underperformance has been made good. Any underperformance will be carried forward to the next Performance Period and is limited to the value of the Share Class.

With respect to Type A funds, the Reference NAV may be adjusted down in situations where the Benchmark Return is negative (although any such decrease is capped at the value of the High Watermark).

Please see the below worked examples in relation to the accrual switch mechanism between the higher of the Money Weighted Price ("MW") and the High Watermark ("HWM").

PRINCIPLE 1: The MW is higher than the HWM

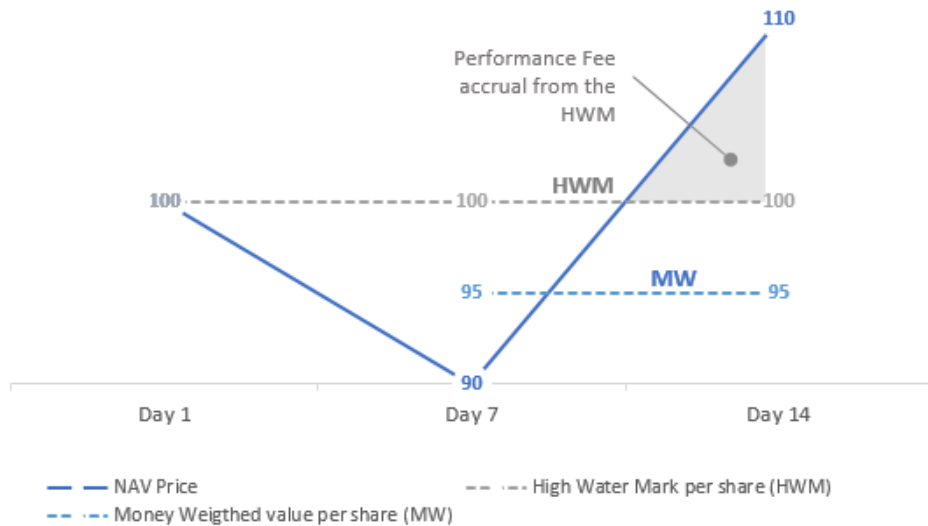


Day 1 Day 7 Day 14

— NAV Price - - - High Water Mark per share (HWM)
 - - - Money Weighted value per share (MW)

- Day 1 | One Shareholder owns 1 share at 100/share
 | The HWM is set at 100/share
- Day 7 | The NAV/share increases to 110/share
 | Another Shareholder subscribes 1 share at 110/share
 | The HWM remains at 100/share
 | The MW increases to 105/share $[(100 \cdot 1) + (110 \cdot 1)] / 2$
 | The Performance Fee is accrued from the MW outperformance (as being higher than the HWM)
- Day 14 | The NAV/Share decreases to 100/share
 | No Performance Fee is accrued since the NAV decreased below 105/Share

PRINCIPLE 2: The HWM is higher than the MW



- Day 1** | One Shareholder owns 1 share at 100/share
The HWM is set at 100/share
- Day 7** | The NAV/share decreases to 90/share
Another Shareholder subscribes 1 share at 90/share
The HWM remains at 100/share
The MW decreases to 95/share $[(100 \cdot 1) + (90 \cdot 1)] / 2$
No Performance Fee is accrued as HWM and MW are not outperformed
- Day 14** | The NAV/Share increases to 110/share
The Performance Fee is accrued from the HWM outperformance (as being higher than the MW)

For Type B Funds a performance fee accrual is calculated where the Net Asset Value per Share Return of the relevant Share Class outperforms the relevant Benchmark Return. If the Net Asset Value per Share Return is above the Benchmark Return, then a performance fee accrual is calculated as the relevant percentage of the difference as multiplied by the outstanding number of Shares on the Valuation Day for that Share Class. When the Net Asset Value per Share Return underperforms the relevant Benchmark Return no performance fee will be accrued until such underperformance has been made good. The underperformance that the Manager is required to make good, prior to any payment of a performance fee, is carried forward to the next Performance Period in proportion to the Shareholders remaining, in case of redemption, within the Fund at each Valuation Point.

With respect to Type B funds, investors should note that where the Net Asset Value of the Fund has declined the Fund may still accrue a performance fee in circumstances where the performance of the Fund has exceeded the performance of the Benchmark Return.

The calculation of a Performance Fee has been designed so that it is verifiable and is not open to the possibility of manipulation. The calculation of the Performance Fee is verified by the Depositary.

Applicable Currency for performance fee

NAV currency

For purposes of calculating the performance fee (for Type A and Type B Funds), the (a) Net Asset Value per Share Return (for Type B Funds), (b) the Prior Day NAV, (c) the Current Day NAV, and (d) the Reference NAV (for Type A Funds) ((a) to (d) the “Performance Fee NAVs”) shall be calculated and expressed in the Base Currency of the relevant Fund for all Share Classes (irrespective of the currency in which the relevant Share Class is

denominated) with the exception of Hedged Share Classes. For Hedged Shares Classes the Performance Fee NAVs shall be calculated in the relevant currency of such Hedged Share Class.

Benchmark currency

For Type A Funds, the applicable Benchmark shall be the relevant Fund’s Benchmark (as disclosed in Appendix A) and shall be expressed in the Fund’s Base Currency for all Share Classes (irrespective of the currency in which the relevant Share Class is denominated) with the exception of Hedged Share Classes. For Hedged Share Classes, the Fund’s Benchmark (as disclosed in Appendix G) shall be expressed in the relevant Hedged Share Class currency provided that an appropriate substitute, which the Manager has deemed best represents the performance of the relevant Hedged Share Class, shall be used if the relevant Benchmark is not available in the local currency of the relevant Hedged Share Class. Details of any such substitute benchmarks used by the Funds are available on request from the Manager. As at the date of this Prospectus, the following Funds use substitute benchmarks for certain of their Hedged Share Classes:

Fund	Base currency	Hedged Share Class currency	Equivalent Benchmark expressed in the Share Class Currency	Substitute Benchmark
BlackRock Systematic ESG Equity Absolute Return Fund	EUR	USD	N/A	3 Month Secured Overnight Financing Rate
BlackRock Systematic ESG Equity Absolute Return Fund	EUR	SEK	N/A	3 Month Stockholm Interbank Offered Rates
BlackRock Systematic ESG Equity Absolute Return Fund	EUR	JPY	N/A	3 Month Tokyo Overnight Average Rate
BlackRock Systematic ESG Equity Absolute Return Fund	EUR	CHF	N/A	3 Month Swiss Average Rate Overnight
BlackRock Systematic ESG Equity Absolute Return Fund	EUR	GBP	N/A	3 Month Sterling Overnight Index Average
BlackRock Systematic ESG Equity Absolute Return Fund	EUR	NZD	N/A	3 Month New Zealand Bank Bill Rate

Please refer to the section entitled “Regulation (EU) 2016/1011 of the European Parliament and of the Council (the “Benchmark Regulation”)” in Appendix D for details of whether, as at the date of this Prospectus, a benchmark administrator is included in the register maintained by ESMA under the Benchmark Regulation. The register is also available at https://registers.esma.europa.eu/publication/searchRegister?core=esma_registers_bench_entities, as further described in Appendix D.

For Type B Funds, the applicable Benchmark shall be the relevant Fund’s Benchmark (as disclosed in Appendix A) and shall be calculated in the Fund’s Base Currency for all Share Classes (irrespective of the currency in which the relevant Share Class is denominated and irrespective of whether the relevant Share Class is a Hedged Share Class or not).

Crystallisation

Crystallisation of the performance fee occurs on the last day of each Performance Period. Any performance fee due is payable out of the Fund to the Manager in arrears after the end of the Performance Period. Accordingly, once the performance fee has crystallised no refund will be made in respect of any performance fee paid out at that point in subsequent Performance Periods.

If a Shareholder redeems or converts all or part of his Shares before the end of the Performance Period, any accrued performance fee with respect to such redeemed Shares will crystallise on that Dealing Day and will then become payable to the Manager.

Performance cap

There is no maximum cap to the amount of performance fee that may be charged as this is determined by the rate of the performance growth.

The auditor of the ICAV will audit the calculations of the performance fees paid out on an annual basis. The Directors shall ensure that the accrual represents fairly and accurately the performance fee liability that may eventually be payable by the Fund or Share Class to the Manager.

For the avoidance of doubt, the Performance Fee shall not exceed such percentage as applicable to individual Unit Classes disclosed in this Prospectus.

Note - The performance fee is calculated on the basis of the performance of the Share Class of the relevant Fund, rather than on the basis of an individual shareholder's holdings of Shares. If the performance fee had been calculated on the basis of an individual shareholder's holdings of Shares it may, in some circumstances, produce a different result.

Appendix H Selling Restrictions

Ireland

The ICAV is both authorised and supervised by the Central Bank of Ireland. The authorisation of the ICAV is not an endorsement or guarantee of the ICAV by the Central Bank and the Central Bank is not responsible for the contents of this Prospectus. The authorisation of the ICAV by the Central Bank does not constitute a warranty by the Central Bank as to the performance of the ICAV and the Central Bank shall not be liable for the performance or default of the ICAV.

Offer of Shares

This Prospectus contain the particulars of the offering of Shares in each of the Funds. The offer proceeds will be invested by the Funds in accordance with the investment objectives for those Funds set out below, as amended from time to time.

An updated Prospectus relating to Shares comprising any new Fund will be issued by the Manager at the time of the establishment of that Fund in accordance with the requirements of the Central Bank.

It is intended that application may be made in other jurisdictions to enable the Shares of the Funds to be marketed freely in these jurisdictions.

Statements made in this Prospectus are, except where otherwise stated, based on the law and practice currently in force in Ireland, which may be subject to change.

No person has been authorised to give any information or to make any representation in connection with the offering or placing of Shares other than those contained in this Prospectus and the reports referred to above and, if given or made, such information or representation must not be relied upon as having been authorised by the ICAV. The delivery of this Prospectus (whether or not accompanied by the reports) or any issue of Shares shall not, under any circumstances, create any implication that the affairs of the ICAV have not changed since the date of this Prospectus.

General notices

Where the Manager becomes aware that any Shares are directly or beneficially owned by any person in breach of the above restrictions, the Manager may direct the Shareholder to transfer his Shares to a person qualified to own such Shares or to request the Manager to redeem Shares, in default of which, the Shareholder shall, on the expiration of 30 days from the giving of such notice, be deemed to have given a request in writing for the redemption of the Shares.

This Prospectus and any supplements may also be translated into other languages. Any such translation shall only contain the same information and have the same meaning as the English language Prospectus/supplement. To the extent that there is any inconsistency between the English language Prospectus/supplement and the Prospectus/supplement in another language, the English language Prospectus/supplement will prevail, except to the extent (but only to the extent) required by law of any jurisdiction where the Shares are sold, that in an action based upon disclosure in a Prospectus in a language other than English, the language of the Prospectus/supplement on which such action is based shall prevail.

The value of Investments and the income derived therefrom may fall as well as rise and investors may not recoup the original amount invested in a Fund. The difference at any one time between subscription and redemption prices for Shares means that any investment should be viewed as medium to long term.

Restrictions in certain jurisdictions

The distribution of this Prospectus and the offering and placing of Shares in certain jurisdictions may be restricted and, accordingly, persons into whose possession this Prospectus comes are required by the Fund to make themselves aware of and to observe such restrictions.

This Prospectus does not constitute an offer or solicitation to anyone in any jurisdiction in which such offer or solicitation is not authorised or to any person to whom it is unlawful to make such offer or solicitation.

Potential investors should inform themselves as to:

- (i) the legal requirements within the countries of their nationality, residence, ordinary residence or domicile for the acquisition of Shares;
- (ii) any foreign exchange restrictions or exchange control requirements which they might encounter on the acquisition or sale of Shares; and
- (iii) the income tax and other taxation consequences which might be relevant to the acquisition, holding or disposal of Shares.

Offering in France

The ICAV has been authorised by the Autorité des Marchés Financiers (the “AMF”) to market certain of its Funds in France. CACEIS Bank will perform the services of Centralising Correspondent in France. This Prospectus is available in a French language version. The additional information for French investors should be read in conjunction with this Prospectus. Documentation relating to the ICAV can be inspected at the offices of CACEIS Bank, the registered office of which is at 1/3, place Valhubert, 75013 Paris, France, during normal business hours and copies of the documentation can be obtained from them if required.

Offering in the UK

Shares may not be offered or sold in the United Kingdom except as permitted by the Financial Services and Markets Act 2000 (as amended) (“FSMA 2000”) and the regulations made under it, and this Prospectus may not be communicated to any person in the United Kingdom except in circumstances permitted by FSMA 2000 or those regulations or to a person to whom this Prospectus may otherwise lawfully be issued in the United Kingdom.

The Manager is not authorised to carry on investment business in the United Kingdom and investors are advised that the protections afforded by the United Kingdom regulatory system may not apply to an investment in the ICAV and compensation will not be available under the United Kingdom Financial Services Compensation Scheme.

Offering in the United States and Canada

The Shares have not been and will not be registered under the 1933 Act or the securities laws of any of the States of the United States. The Shares are being offered and sold solely outside the United States to non-US Persons in reliance on Regulation S of the 1933 Act. The ICAV has not been and will not be registered under the 1940 Act but will be exempt from such registration pursuant to Section 3(c)(7) thereof. The outstanding securities of issuers relying on Section 3(c)(7), to the extent that they are owned by US Persons (or transferees of US Persons), must be owned exclusively by persons who, at the time of acquisition of such securities, are “qualified purchasers” within the meaning of Section 2(a)(51) of the 1940 Act. Any US purchaser of a Fund’s Shares must therefore be both a “qualified institutional buyer” under Rule 144A under the 1933 Act and a “qualified purchaser” within Section 2(a)(51) of the 1940 Act. The ICAV is not open for investment by any US Person that would be subject to the 1940 Act, the 1933 Act, the CEA, or US income tax unless: (1) such investment is authorised by the Directors; and (2) prior written consent is obtained from the Manager. Please see below for the definition of US Persons and additional information on the restrictions pertaining to US Persons unless otherwise authorised by the Manager.

Applicants for Shares will be required to certify that they are not US Persons.

The Shares have not been, nor will they be, qualified for distribution to the public in Canada as no prospectus for the ICAV has been filed with any securities commission or regulatory authority in Canada or any province or territory thereof. This document is not, and under no circumstances is to be construed, as an advertisement or any other step in furtherance of a public offering of Shares in Canada. No Canadian Resident may purchase or accept a transfer of Shares unless he is eligible to do so under applicable Canadian or provincial laws.

In order to ensure compliance with the restrictions referred to above, the ICAV is, accordingly, not open for investment by any US Persons (including those deemed to be US Persons under the 1940 Act and/or the CEA and regulations thereunder), ERISA Plans and/or Canadian Residents except in exceptional circumstances and then only with the prior consent of the Manager. A prospective investor may be required at the time of acquiring Shares to represent that such investor is a Qualified Holder and, in particular, is not a US Person or Canadian Resident or acquiring Shares for or on behalf of a US Person or Canadian Resident or with the assets of an ERISA Plan. The granting of prior written consent by the Manager to an investment does not confer on the investor a right to acquire Shares in respect of any future or subsequent application.

Shareholders are required to notify the Manager immediately in the event that they cease to be a Qualified Holder.

United States

Definition of US Persons and related information

Information Related to Definition of US Persons

(i) Each subscriber for Shares will be required to certify to the Manager, among other things, that the Shares are not being acquired and will not at any time be held for the account or benefit, directly or indirectly, of any US Person (as defined below) or any non-U.S. person subject to the restrictions described herein. Shareholders are required to notify the Manager immediately of any change in such information. **EACH SHAREHOLDER WILL BE REQUIRED TO VERIFY THAT IT IS NOT A US PERSON THAT IS PROHIBITED FROM OWNING SHARES IN THE FUND.**

(ii) Each prospective Shareholder is urged to consult with its own advisors to determine the suitability of an investment in the Shares, and the relationship of such an investment to the purchaser's overall investment programme and financial and tax position. By subscribing for Shares, each purchaser of Shares represents that, after all necessary advice and analysis, its investment in the Fund is suitable and appropriate, in light of the foregoing considerations.

(iii) ENTITIES SUBJECT TO THE U.S. EMPLOYEE RETIREMENT INCOME SECURITY ACT OF 1974, AS AMENDED, MAY NOT PURCHASE SHARES IN THE FUNDS.

(iv) THE TAX AND OTHER MATTERS DESCRIBED IN THIS PROSPECTUS DO NOT CONSTITUTE, AND SHOULD NOT BE CONSIDERED AS, LEGAL OR TAX ADVICE TO PROSPECTIVE SHAREHOLDERS.

(v) THE ICAV IS NOT REGISTERED UNDER THE U.S. INVESTMENT COMPANY ACT OF 1940, AS AMENDED. THE INVESTMENT MANAGER IS NOT REGISTERED AS AN INVESTMENT ADVISER UNDER THE U.S. INVESTMENT ADVISERS ACT OF 1940, AS AMENDED.

Definition of US Person(s)

A "US Person" is a person described in any the following paragraphs:

- (i) With respect to any person, any individual or entity that would be a U.S. Person under Regulation S of the U.S. Securities Act of 1933. The Regulation S definition is set forth below. **Even if you are not considered a U.S. Person under Regulation S, you can still be considered a "US Person" within the meaning of this Prospectus under Paragraph 2 and 3, below.**
- (ii) With respect to individuals, any U.S. citizen or "resident alien" within the meaning of U.S. income tax laws as in effect from time to time. Currently, the term "resident alien" is defined under U.S. income tax laws to generally include any individual who (i) holds an Alien Registration Card (a "green card") issued by the U.S. Immigration and Naturalization Service or (ii) meets a "substantial presence" test. The "substantial presence" test is generally met with respect to any current calendar year if (i) the individual was present in the U.S. on at least 31 days during such year and (ii) the sum of the number of days on which such individual was present in the U.S. during the current year, 1/3 of the number of such days during the first preceding year, and 1/6 of the number of such days during the second preceding year, equals or exceeds 183 days.
- (iii) With respect to persons other than individuals, (i) a corporation or partnership created or organised in the United States or under the law of the United States or any state, (ii) a trust where (a) a U.S. court is able to exercise primary supervision over the administration of the trust and (b) one or more U.S. persons have the authority to control all substantial decisions of the trust and (iii) an estate which is subject to U.S. tax on its worldwide income from all sources.

Regulation S Definition of U.S. Person

1. Pursuant to Regulation S of the U.S. Securities Act of 1933, as amended (the “Act”), U.S. “Person” means:

- (i) any natural person resident in the United States;
- (ii) any partnership or corporation organised or incorporated under the laws of the United States;
- (iii) any estate of which any executor or administrator is a U.S. person;
- (iv) any trust of which any trustee is a U.S. person;
- (v) any agency or branch of a foreign entity located in the United States;
- (vi) any non-discretionary account or similar account (other than an estate or trust) held by a dealer or other fiduciary for the benefit or account of a U.S. Person;
- (vii) any discretionary account or similar account (other than an estate or trust) held by a dealer or other fiduciary organised, incorporated, or (if an individual) resident in the United States; or
- (viii) any partnership or corporation if:
 - (A) organised or incorporated under the laws of any non-U.S. jurisdiction; and
 - (B) formed by a U.S. Person principally for the purpose of investing in securities not registered under the Act, unless it is organised or incorporated, and owned, by accredited investors (as defined in Rule 501(a) under the Act) who are not natural persons, estates or trusts.

2. Notwithstanding (1) above, any discretionary account or similar account (other than an estate or trust) held for the benefit or account of a non-U.S. Person by a dealer or other professional fiduciary organised, incorporated, or (if an individual) resident in the United States shall not be deemed a “U.S. Person”.

3. Notwithstanding (1) above, any estate of which any professional fiduciary acting as executor or administrator is a U.S. Person shall not be deemed a U.S. Person if:

- (i) an executor or administrator of the estate who is not a U.S. Person has sole or shared investment discretion with respect to the assets of the estate; and
- (ii) the estate is governed by non-U.S. law.

4. Notwithstanding (1) above, any trust of which any professional fiduciary acting as trustee is a U.S. Person shall not be deemed a U.S. Person if a trustee who is not a U.S. Person has sole or shared investment discretion with respect to the trust assets, and no beneficiary of the trust (and no settlor if the trust is revocable) is a U.S. Person.

5. Notwithstanding (1) above, an employee benefit plan established and administered in accordance with the law of a country other than the United States and customary practices and documentation of such country shall not be deemed a U.S. Person.

6. Notwithstanding (1) above, any agency or branch of a U.S. Person located outside the United States shall not be deemed a “U.S. Person” if:

- (i) the agency or branch operates for valid business reasons; and
- (ii) the agency or branch is engaged in the business of insurance or banking and is subject to substantive insurance or banking regulation, respectively, in the jurisdiction where located.

7. The International Monetary Fund, the International Bank for Reconstruction and Development, the Inter-American Development Bank, the Asian Development Bank, the African Development Bank, the United

Nations, and their agencies, affiliates and pension plans, and any other similar international organisations, their agencies, affiliates and pension plans shall not be deemed “U.S. Persons”.

Saudi Arabia

This Prospectus may not be distributed in the Kingdom of Saudi Arabia except to such persons as are permitted under the Investment Funds Regulations issued by the Capital Market Authority. The Capital Market Authority does not make any representation as to the accuracy or completeness of this document, and expressly disclaims any liability whatsoever for any loss arising from, or incurred in reliance upon, any part of this document. Prospective subscribers of the securities offered hereby should conduct their own due diligence on the accuracy of the information relating to the securities to be offered. If you do not understand the contents of this Prospectus, you should consult an authorised financial adviser.

Appendix I Total Return Swaps, Repurchase Agreements, Securities Lending and German Tax Considerations

Total Return Swaps

Any assets of the Funds specified in the table below may be subject to total return swaps. The table below specifies the maximum and expected proportion of the Net Asset Value of each Fund that can be subject to total return swaps. The expected proportion is not a limit and the actual percentage may vary over time depending on factors including, but not limited to, market conditions.

Fund	TRS: Maximum proportion of Net Asset Value	TRS: Expected proportion of Net Asset Value
BlackRock Advantage Europe ex UK Equity Fund	100%	0%
BlackRock Advantage Europe Equity Fund	100%	0%
BlackRock Advantage Asia ex Japan Equity Fund	100%	10%
BlackRock Sustainable Advantage US Equity Fund	100%	0%
BlackRock Sustainable Advantage World Equity Fund	100%	0%
BlackRock Advantage Emerging Markets Equity Fund	100%	20%
BlackRock Sustainable Advantage Emerging Markets ex China Equity Fund	100%	20%
BlackRock Systematic Global Convertible Bond Fund	100%	0%
BlackRock Global High Yield Sustainable Credit Screened Fund	20%	0%
BlackRock Tactical Opportunities Fund	75%	25%
BlackRock Global Unconstrained Equity Fund	50%	0%
BlackRock Asian Dragon ESG Screened	40%	0%
BlackRock Emerging Markets ESG Screened Fund	40%	0%
BlackRock Euro-Markets ESG Screened Fund	40%	0%
BlackRock US Flexible Equity ESG Screened Fund	40%	0%
BlackRock Global Impact Fund	N/A	N/A
BlackRock Global Corporate Sustainable Credit Screened Fund	N/A	N/A
BlackRock Global Target Return: Conservative Fund	N/A	N/A
BlackRock Global Target Return: Moderate Fund	N/A	N/A
BlackRock Global Target Return: Growth Fund	N/A	N/A
BlackRock Systematic ESG Equity Absolute Return Fund	100%	94%
BlackRock Systematic Multi-Strategy ESG Screened Fund	100%	50%
BlackRock Sustainable Equity Factor Plus Fund	100%	0%

Repurchase and Reverse Repurchase Agreements

Any assets of a Fund may be subject to repurchase and reverse repurchase agreements. The table below specifies the maximum and expected proportion of the Net Asset Value of each Fund that can be subject to repurchase and reverse repurchase agreements. The expected proportion is not a limit and the actual percentage may vary over time depending on factors including, but not limited to, market conditions.

Fund	Repurchase and reverse repurchase agreements: Maximum proportion of Net Asset Value	Repurchase and reverse repurchase agreements: Expected proportion of Net Asset Value
BlackRock Advantage Europe ex UK Equity Fund	100%	0%
BlackRock Advantage Europe Equity Fund	100%	0%
BlackRock Advantage Asia ex Japan Equity Fund	100%	0%
BlackRock Sustainable Advantage US Equity Fund	100%	0%
BlackRock Sustainable Advantage World Equity Fund	100%	0%
BlackRock Advantage Emerging Markets Equity Fund	100%	0%
BlackRock Sustainable Advantage Emerging Markets ex China Equity Fund	100%	0%
BlackRock Systematic Global Convertible Bond Fund	100%	0%
BlackRock Global High Yield Sustainable Credit Screened Fund	0%	0%
BlackRock Tactical Opportunities Fund	50%	0%
BlackRock Global Unconstrained Equity Fund	0%	0%
BlackRock Asian Dragon ESG Screened	40%	0%
BlackRock Emerging Markets ESG Screened Fund	40%	0%
BlackRock Euro-Markets ESG Screened Fund	40%	0%
BlackRock US Flexible Equity ESG Screened Fund	40%	0%
BlackRock Global Impact Fund	0%	0%
BlackRock Global Corporate Sustainable Credit Screened Fund	0%	0%
BlackRock Global Target Return: Conservative Fund	0%	0%
BlackRock Global Target Return: Moderate Fund	0%	0%
BlackRock Global Target Return: Growth Fund	0%	0%
BlackRock Systematic ESG Equity Absolute Return Fund	0%	0%
BlackRock Systematic Multi-Strategy ESG Screened	40%	0%

Fund		
BlackRock Sustainable Equity Factor Plus Fund	100%	0%

Securities Lending

Any assets of a Fund may be subject to securities lending. The table below specifies the maximum and expected proportion of the Net Asset Value of each Fund that can be subject to securities lending. The demand to borrow securities is a significant driver for the amount that is actually lent from a Fund at a given time. Borrowing demand fluctuates over time and depends to a large extent on market factors that cannot be forecasted precisely. Based on historical data, lending volumes for the Funds are typically in the ranges set out below, though past levels are no guarantee of future levels.

Fund	Securities lending: Maximum proportion of Net Asset Value	Securities lending: Expected proportion of Net Asset Value
BlackRock Advantage Europe ex UK Equity Fund	49%	0-34%
BlackRock Advantage Europe Equity Fund	49%	0-34%
BlackRock Advantage Asia ex Japan Equity Fund	49%	0-9%
BlackRock Sustainable Advantage US Equity Fund	49%	0-34%
BlackRock Sustainable Advantage World Equity Fund	49%	0-34%
BlackRock Advantage Emerging Markets Equity Fund	75%	0-25%
BlackRock Sustainable Advantage Emerging Markets ex China Equity Fund	75%	0-25%
BlackRock Systematic Global Convertible Bond Fund	100%	0-31%
BlackRock Global High Yield Sustainable Credit Screened Fund	100%	0-31%
BlackRock Tactical Opportunities Fund	100%	1-25%
BlackRock Global Unconstrained Equity Fund	49%	0-19%
BlackRock Asian Dragon ESG Screened	49%	0-11%
BlackRock Emerging Markets ESG Screened Fund	75%	0-15%
BlackRock Euro-Markets ESG Screened Fund	49%	0-15%
BlackRock US Flexible Equity ESG Screened Fund	49%	0-10%
BlackRock Global Impact Fund	50%	0%
BlackRock Global Corporate Sustainable Credit Screened Fund	100%	0 - 31%
BlackRock Global Target Return: Conservative Fund	100%	1-25%

BlackRock Global Target Return: Moderate Fund	100%	1-25%
BlackRock Global Target Return: Growth Fund	100%	1-25%
BlackRock Systematic ESG Equity Absolute Return Fund	0%	0%
BlackRock Systematic Multi-Strategy ESG Screened Fund	100%	0-31%
BlackRock Sustainable Equity Factor Plus Fund	49%	0-34%

German Taxation

It is the intention of the Manager to seek to maintain the status as “equity funds” or “mixed funds” (as applicable) pursuant to Sec. 2 para. 6 and 7 of the German Investment Tax Act as applicable from 1 January 2018 for the Funds listed below.

Each of the following Funds (“equity funds”) invests more than 50 % of its Gross Assets on a continuous basis directly into Equities as defined below in accordance with Sec. 2 para. 8 of the German Investment Tax Act as applicable from 1 January 2018:

Fund	Minimum % of Gross Assets invested in Equities
BlackRock Advantage Europe ex UK Equity Fund	51%
BlackRock Advantage Europe Equity Fund	51%
BlackRock Advantage Asia ex Japan Equity Fund	51%
BlackRock Sustainable Advantage US Equity Fund	51%
BlackRock Sustainable Advantage World Equity Fund	51%
BlackRock Advantage Emerging Markets Equity Fund	51%
BlackRock Sustainable Advantage Emerging Markets ex China Equity Fund	51%
BlackRock Global Unconstrained Equity Fund	51%
BlackRock Asian Dragon ESG Screened	51%
BlackRock Emerging Markets ESG Screened Fund	51%
BlackRock Euro-Markets ESG Screened Fund	51%
BlackRock US Flexible Equity ESG Screened Fund	51%
BlackRock Global Impact Fund	51%
BlackRock Sustainable Equity Factor Plus Fund	51%

The “Gross Assets” of the Funds are defined as the value of the assets of the respective Fund without considering liabilities of such Fund (Sec. 2 para. 9a sentence 1 of the German Investment Tax Act as applicable from 1 January 2018).

Corporate actions, subscriptions/redemptions, index rebalancings and market movements may temporarily cause a Fund not to meet the Equities investment levels set out above. In such a case, the Fund will take possible and reasonable measures to re-establish the indicated investment levels without undue delay after getting knowledge of the shortfall. The Funds may also enter into securities lending for the purpose of efficient portfolio management. The Equities investment levels set out above are exclusive of Equities that are lent out.

For the purpose of the above percentage numbers, “Equities” means in accordance with Sec. 2 para. 8 of the German Investment Tax Act as applicable from 1 January 2018:

1. Shares of a corporation which are admitted to official trading on a stock exchange or listed on an organised market (which is a market recognised and open to the public and which operates in a due and proper manner),
2. Shares of a corporation, which is not a real estate company and which:
 - a. is resident in a Member State or a member state of the EEA and is subject to income taxation for corporations in that state and is not tax exempt; or
 - b. is resident in any other state and is subject to an income taxation for corporations in that state at a rate of at least 15% and is not exempt from such taxation,
3. Fund units of an equity fund (being a fund that invests more than 50% of its Gross Assets on a continuous basis directly in Equities) with 51% of the equity fund Shares' value – or, if the investment conditions of the equity fund provide for a higher minimum Equities investment, with the respective higher percentage of the equity fund Shares' value – being taken into account as Equities, or
4. Fund units of a mixed fund (being a fund that invests at least 25% of its Gross Assets on a continuous basis directly in Equities) with 25% of the mixed fund Shares' value – or, if the investment conditions of the mixed fund provide for a higher minimum Equities investment, with the respective higher percentage of the mixed fund Shares' value – being taken into account as Equities.

For purposes of calculating the investment levels set out above, a Fund may also consider the actual Equities quotas of any investment fund in which it invests published on each valuation day, provided that a valuation takes place at least once per week.

For the purpose of the above percentage numbers, the following in accordance with Sec. 2 para. 8 of the German Investment Tax Act as applicable from 1 January 2018 do not qualify as “Equities”:

1. Shares in partnerships, even if the partnerships are holding themselves shares in corporations,
2. Shares in corporations, which pursuant to Sec. 2 para. 9 sentence 6 of the German Investment Tax Act qualify as real estate,
3. Shares in corporations which are exempt from income taxation, to the extent these corporations are distributing their profits, unless the distributions are subject to a taxation of at least 15% and the investment fund is not exempt from this taxation, and
4. Shares in corporations,
 - a. whose income is directly or indirectly to more than 10% derived from shares in corporations, which do not fulfil the requirements of no. 2 a. or b. above, or
 - b. which are holding directly or indirectly shares in corporations that do not fulfil the requirements of no. 2. a. or b. above, if the value of these participations amounts to more than 10% of the market value of the corporations.

The above reflects the Manager's understanding of the relevant German tax legislation at the date of this Prospectus. The legislation is subject to change and so adjustments to these figures may be made without prior notice.

Investors should refer to their tax advisors in relation to the implications of the Funds obtaining the status as “equity funds” or “mixed funds” (as applicable) pursuant to Sec. 2 para. 6 and 7 of the German Investment Tax Act as applicable from 1 January 2018.

Belgian Taxation

Belgian net asset tax is incurred by Funds distributing into Belgium. The net asset tax of 0.0925% applies to the net outstanding assets of the Funds placed in Belgium as of 31 December each year. The net outstanding amount is the Net Asset Value of the Funds held by Belgian investors or through a Belgian intermediary. The tax

must be paid by 31 March each year and is paid out of the relevant Fund so while likely to be a small amount, it does impact all investors within such a Fund.

French Taxation

The attention of investors is drawn to the fact that BlackRock Euro-Markets ESG Screened Fund is eligible to be held within the framework of a share savings plan ("plan d'épargne en actions" or "PEA") in France. In this context, pursuant to Article 91 quarter L of Annex II to the General Tax Code, this Fund invests on a permanent basis at least 75% of its assets in securities or rights listed in (a) or (b) of I, 1° of Article L.221-31 of the Monetary and Financial Code.

The PEA eligibility of each Fund results from, to the best knowledge of the Company, tax law and practices in force in France as at the date of this Prospectus. Such tax law and practices may change from time to time and, therefore, a Fund which may currently be held within the framework of a PEA could lose its PEA eligibility. Further, such Fund could lose its PEA eligibility due to changes impacting its investment universe or Benchmark Index. In such circumstances, a Shareholder notice will be published on the website of the Company. In such a case, investors should seek professional tax and financial advice.

Appendix J Available Share Classes

BlackRock Advantage Europe ex UK Equity Fund

Class A EUR Acc
Class A EUR Dist (Monthly)
Class A EUR Dist (Quarterly)
Class A EUR Dist (Semi-annual)
Class A EUR Dist (Annual)
Class A CHF Acc
Class A CHF Dist (Monthly)
Class A CHF Dist (Quarterly)
Class A CHF Dist (Semi-annual)
Class A CHF Dist (Annual)
Class A CHF Hedged Acc
Class A CHF Hedged Dist (Monthly)
Class A CHF Hedged Dist (Quarterly)
Class A CHF Hedged Dist (Semi-annual)
Class A CHF Hedged Dist (Annual)
Class A USD Acc
Class A USD Dist (Monthly)
Class A USD Dist (Quarterly)
Class A USD Dist (Semi-annual)
Class A USD Dist (Annual)
Class A USD Hedged Acc
Class A USD Hedged Dist (Monthly)
Class A USD Hedged Dist (Quarterly)
Class A USD Hedged Dist (Semi-annual)
Class A USD Hedged Dist (Annual)
Class A GBP Acc
Class A GBP Dist (Monthly)
Class A GBP Dist (Quarterly)
Class A GBP Dist (Semi-annual)
Class A GBP Dist (Annual)
Class A GBP Hedged Acc

Class A GBP Hedged Dist (Monthly)
Class A GBP Hedged Dist (Quarterly)
Class A GBP Hedged Dist (Semi-annual)
Class A GBP Hedged Dist (Annual)
Class D EUR Acc
Class D EUR Dist (Monthly)
Class D EUR Dist (Quarterly)
Class D EUR Dist (Semi-annual)
Class D EUR Dist (Annual)
Class D CHF Acc
Class D CHF Dist (Monthly)
Class D CHF Dist (Quarterly)
Class D CHF Dist (Semi-annual)
Class D CHF Dist (Annual)
Class D CHF Hedged Acc
Class D CHF Hedged Dist (Monthly)
Class D CHF Hedged Dist (Quarterly)
Class D CHF Hedged Dist (Semi-annual)
Class D CHF Hedged Dist (Annual)
Class D USD Acc
Class D USD Dist (Monthly)
Class D USD Dist (Quarterly)
Class D USD Dist (Semi-annual)
Class D USD Dist (Annual)
Class D USD Hedged Acc
Class D USD Hedged Dist (Monthly)
Class D USD Hedged Dist (Quarterly)
Class D USD Hedged Dist (Semi-annual)
Class D USD Hedged Dist (Annual)
Class D GBP Acc
Class D GBP Dist (Monthly)
Class D GBP Dist (Quarterly)
Class D GBP Dist (Semi-annual)
Class D GBP Dist (Annual)
Class D GBP Hedged Acc
Class D GBP Hedged Dist (Monthly)
Class D GBP Hedged Dist (Quarterly)
Class D GBP Hedged Dist (Semi-annual)
Class D GBP Hedged Dist (Annual)
Class DP EUR Acc
Class DP EUR Dist (Monthly)
Class DP EUR Dist (Quarterly)
Class DP EUR Dist (Semi-annual)
Class DP EUR Dist (Annual)
Class DP CHF Acc
Class DP CHF Dist (Monthly)
Class DP CHF Dist (Quarterly)
Class DP CHF Dist (Semi-annual)
Class DP CHF Dist (Annual)
Class DP CHF Hedged Acc
Class DP CHF Hedged Dist (Monthly)
Class DP CHF Hedged Dist (Quarterly)
Class DP CHF Hedged Dist (Semi-annual)
Class DP CHF Hedged Dist (Annual)
Class DP USD Acc
Class DP USD Dist (Monthly)
Class DP USD Dist (Quarterly)
Class DP USD Dist (Semi-annual)
Class DP USD Dist (Annual)
Class DP USD Hedged Acc
Class DP USD Hedged Dist (Monthly)

Class DP USD Hedged Dist (Quarterly)
 Class DP USD Hedged Dist (Semi-annual)
 Class DP USD Hedged Dist (Annual)
 Class DP GBP Acc
 Class DP GBP Dist (Monthly)
 Class DP GBP Dist (Quarterly)
 Class DP GBP Dist (Semi-annual)
 Class DP GBP Dist (Annual)
 Class DP GBP Hedged Acc
 Class DP GBP Hedged Dist (Monthly)
 Class DP GBP Hedged Dist (Quarterly)
 Class DP GBP Hedged Dist (Semi-annual)
 Class DP GBP Hedged Dist (Annual)
 Class I JPY Acc
 Class I JPY Dist (Monthly)
 Class I JPY Dist (Quarterly)
 Class I JPY Dist (Semi-annual)
 Class I JPY Dist (Annual)
 Class I JPY Hedged Acc
 Class I JPY Hedged Dist (Monthly)
 Class I JPY Hedged Dist (Quarterly)
 Class I JPY Hedged Dist (Semi-annual)
 Class I JPY Hedged Dist (Annual)
 Class X EUR Acc
 Class X CHF Acc
 Class X CHF Hedged Acc
 Class X USD Acc
 Class X USD Hedged Acc
 Class X GBP Acc
 Class X GBP Hedged Acc
 Class X JPY Acc
 Class X JPY Dist (Monthly)
 Class X JPY Dist (Quarterly)
 Class X JPY Dist (Semi-annual)
 Class X JPY Dist (Annual)
 Class X JPY Hedged Acc
 Class X JPY Hedged Dist (Monthly)
 Class X JPY Hedged Dist (Quarterly)
 Class X JPY Hedged Dist (Semi-annual)
 Class X JPY Hedged Dist (Annual)
 Class X NZD Acc
 Class X NZD Dist (Monthly)
 Class X NZD Dist (Quarterly)
 Class X NZD Dist (Semi-annual)
 Class X NZD Dist (Annual)
 Class X NZD Hedged Acc
 Class X NZD Hedged Dist (Monthly)
 Class X NZD Hedged Dist (Quarterly)
 Class X NZD Hedged Dist (Semi-annual)
 Class X NZD Hedged Dist (Annual)

BlackRock Advantage Europe Equity Fund

Class A EUR Acc
 Class A EUR Dist (Monthly)
 Class A EUR Dist (Quarterly)
 Class A EUR Dist (Semi-annual)
 Class A EUR Dist (Annual)
 Class A CHF Acc
 Class A CHF Dist (Monthly)
 Class A CHF Dist (Quarterly)
 Class A CHF Dist (Semi-annual)

Class A CHF Dist (Annual)
Class A CHF Hedged Acc
Class A CHF Hedged Dist (Monthly)
Class A CHF Hedged Dist (Quarterly)
Class A CHF Hedged Dist (Semi-annual)
Class A CHF Hedged Dist (Annual)
Class A USD Acc
Class A USD Dist (Monthly)
Class A USD Dist (Quarterly)
Class A USD Dist (Semi-annual)
Class A USD Dist (Annual)
Class A USD Hedged Acc
Class A USD Hedged Dist (Monthly)
Class A USD Hedged Dist (Quarterly)
Class A USD Hedged Dist (Semi-annual)
Class A USD Hedged Dist (Annual)
Class A GBP Acc
Class A GBP Dist (Monthly)
Class A GBP Dist (Quarterly)
Class A GBP Dist (Semi-annual)
Class A GBP Dist (Annual)
Class A GBP Hedged Acc
Class A GBP Hedged Dist (Monthly)
Class A GBP Hedged Dist (Quarterly)
Class A GBP Hedged Dist (Semi-annual)
Class A GBP Hedged Dist (Annual)
Class D EUR Acc
Class D EUR Dist (Monthly)
Class D EUR Dist (Quarterly)
Class D EUR Dist (Semi-annual)
Class D EUR Dist (Annual)

Class D CHF Acc
Class D CHF Dist (Monthly)
Class D CHF Dist (Quarterly)
Class D CHF Dist (Semi-annual)
Class D CHF Dist (Annual)
Class D CHF Hedged Acc
Class D CHF Hedged Dist (Monthly)
Class D CHF Hedged Dist (Quarterly)
Class D CHF Hedged Dist (Semi-annual)
Class D CHF Hedged Dist (Annual)
Class D USD Acc
Class D USD Dist (Monthly)
Class D USD Dist (Quarterly)
Class D USD Dist (Semi-annual)
Class D USD Dist (Annual)
Class D USD Hedged Acc
Class D USD Hedged Dist (Monthly)
Class D USD Hedged Dist (Quarterly)
Class D USD Hedged Dist (Semi-annual)
Class D USD Hedged Dist (Annual)
Class D GBP Acc
Class D GBP Dist (Monthly)
Class D GBP Dist (Quarterly)
Class D GBP Dist (Semi-annual)
Class D GBP Dist (Annual)
Class D GBP Hedged Acc
Class D GBP Hedged Dist (Monthly)
Class D GBP Hedged Dist (Quarterly)
Class D GBP Hedged Dist (Semi-annual)
Class D GBP Hedged Dist (Annual)

Class DP EUR Acc
Class DP EUR Dist (Monthly)
Class DP EUR Dist (Quarterly)
Class DP EUR Dist (Semi-annual)
Class DP EUR Dist (Annual)
Class DP CHF Acc
Class DP CHF Dist (Monthly)
Class DP CHF Dist (Quarterly)
Class DP CHF Dist (Semi-annual)
Class DP CHF Dist (Annual)
Class DP CHF Hedged Acc
Class DP CHF Hedged Dist (Monthly)
Class DP CHF Hedged Dist (Quarterly)
Class DP CHF Hedged Dist (Semi-annual)
Class DP CHF Hedged Dist (Annual)
Class DP USD Acc
Class DP USD Dist (Monthly)
Class DP USD Dist (Quarterly)
Class DP USD Dist (Semi-annual)
Class DP USD Dist (Annual)
Class DP USD Hedged Acc
Class DP USD Hedged Dist (Monthly)
Class DP USD Hedged Dist (Quarterly)
Class DP USD Hedged Dist (Semi-annual)
Class DP USD Hedged Dist (Annual)
Class DP GBP Acc
Class DP GBP Dist (Monthly)
Class DP GBP Dist (Quarterly)
Class DP GBP Dist (Semi-annual)
Class DP GBP Dist (Annual)
Class DP GBP Hedged Acc
Class DP GBP Hedged Dist (Monthly)
Class DP GBP Hedged Dist (Quarterly)
Class DP GBP Hedged Dist (Semi-annual)
Class DP GBP Hedged Dist (Annual)
Class I JPY Acc
Class I JPY Dist (Monthly)
Class I JPY Dist (Quarterly)
Class I JPY Dist (Semi-annual)
Class I JPY Dist (Annual)
Class I JPY Hedged Acc
Class I JPY Hedged Dist (Monthly)
Class I JPY Hedged Dist (Quarterly)
Class I JPY Hedged Dist (Semi-annual)
Class I JPY Hedged Dist (Annual)
Class X EUR Acc
Class X CHF Acc
Class X CHF Hedged Acc
Class X USD Acc
Class X USD Hedged Acc
Class X GBP Acc
Class X GBP Hedged Acc
Class X JPY Acc
Class X JPY Dist (Monthly)
Class X JPY Dist (Quarterly)
Class X JPY Dist (Semi-annual)
Class X JPY Dist (Annual)
Class X JPY Hedged Acc
Class X JPY Hedged Dist (Monthly)
Class X JPY Hedged Dist (Quarterly)
Class X JPY Hedged Dist (Semi-annual)

Class X JPY Hedged Dist (Annual)
Class X NZD Acc
Class X NZD Dist (Monthly)
Class X NZD Dist (Quarterly)
Class X NZD Dist (Semi-annual)
Class X NZD Dist (Annual)
Class X NZD Hedged Acc
Class X NZD Hedged Dist (Monthly)
Class X NZD Hedged Dist (Quarterly)
Class X NZD Hedged Dist (Semi-annual)
Class X NZD Hedged Dist (Annual)

BlackRock Advantage Asia ex Japan Equity Fund

Class A USD Acc
Class A USD Dist (Monthly)
Class A USD Dist (Quarterly)
Class A USD Dist (Semi-annual)
Class A USD Dist (Annual)
Class A CHF Acc
Class A CHF Dist (Monthly)
Class A CHF Dist (Quarterly)
Class A CHF Dist (Semi-annual)
Class A CHF Dist (Annual)
Class A CHF Hedged Acc
Class A CHF Hedged Dist (Monthly)
Class A CHF Hedged Dist (Quarterly)
Class A CHF Hedged Dist (Semi-annual)
Class A CHF Hedged Dist (Annual)
Class A EUR Acc
Class A EUR Dist (Monthly)
Class A EUR Dist (Quarterly)
Class A EUR Dist (Semi-annual)
Class A EUR Dist (Annual)
Class A EUR Hedged Acc
Class A EUR Hedged Dist (Monthly)
Class A EUR Hedged Dist (Quarterly)
Class A EUR Hedged Dist (Semi-annual)
Class A EUR Hedged Dist (Annual)
Class A GBP Acc
Class A GBP Dist (Monthly)
Class A GBP Dist (Quarterly)
Class A GBP Dist (Semi-annual)
Class A GBP Dist (Annual)
Class A GBP Hedged Acc
Class A GBP Hedged Dist (Monthly)
Class A GBP Hedged (Quarterly)
Class A GBP Hedged (Semi-annual)
Class A GBP Hedged (Annual)
Class D USD Acc
Class D USD Dist (Monthly)
Class D USD Dist (Quarterly)
Class D USD Dist (Semi-annual)
Class D USD Dist (Annual)
Class D CHF Acc
Class D CHF Dist (Monthly)
Class D CHF Dist (Quarterly)
Class D CHF Dist (Semi-annual)
Class D CHF Dist (Annual)
Class D CHF Hedged Acc
Class D CHF Hedged Dist (Monthly)
Class D CHF Hedged Dist (Quarterly)

Class D CHF Hedged Dist (Semi-annual)
Class D CHF Hedged Dist (Annual)
Class D EUR Acc
Class D EUR Dist (Monthly)
Class D EUR Dist (Quarterly)
Class D EUR Dist (Semi-annual)
Class D EUR Dist (Annual)
Class D EUR Hedged Acc
Class D EUR Hedged Dist (Monthly)
Class D EUR Hedged Dist (Quarterly)
Class D EUR Hedged Dist (Semi-annual)
Class D EUR Hedged Dist (Annual)
Class D GBP Acc
Class D GBP Dist (Monthly)
Class D GBP Dist (Quarterly)
Class D GBP Dist (Semi-annual)
Class D GBP Dist (Annual)
Class D GBP Hedged Acc
Class D GBP Hedged Dist (Monthly)
Class D GBP Hedged Dist (Quarterly)
Class D GBP Hedged Dist (Semi-annual)
Class D GBP Hedged Dist (Annual)
Class DP USD Acc
Class DP USD Dist (Monthly)
Class DP USD Dist (Quarterly)
Class DP USD Dist (Semi-annual)
Class DP USD Dist (Annual)
Class DP CHF Acc
Class DP CHF Dist (Monthly)
Class DP CHF Dist (Quarterly)
Class DP CHF Dist (Semi-annual)
Class DP CHF Dist (Annual)
Class DP CHF Hedged Acc
Class DP CHF Hedged Dist (Monthly)
Class DP CHF Hedged Dist (Quarterly)
Class DP CHF Hedged Dist (Semi-annual)
Class DP CHF Hedged Dist (Annual)
Class DP EUR Acc
Class DP EUR Dist (Monthly)
Class DP EUR Dist (Quarterly)
Class DP EUR Dist (Semi-annual)
Class DP EUR Dist (Annual)
Class DP EUR Hedged Acc
Class DP EUR Hedged Dist (Monthly)
Class DP EUR Hedged Dist (Quarterly)
Class DP EUR Hedged Dist (Semi-annual)
Class DP EUR Hedged Dist (Annual)
Class DP GBP Acc
Class DP GBP Dist (Monthly)
Class DP GBP Dist (Quarterly)
Class DP GBP Dist (Semi-annual)
Class DP GBP Dist (Annual)
Class DP GBP Hedged Acc
Class DP GBP Hedged Dist (Monthly)
Class DP GBP Hedged Dist (Quarterly)
Class DP GBP Hedged Dist (Semi-annual)
Class DP GBP Hedged Dist (Annual)
Class I JPY Acc
Class I JPY Dist (Monthly)
Class I JPY Dist (Quarterly)
Class I JPY Dist (Semi-annual)

Class I JPY Dist (Annual)
 Class I JPY Hedged Acc
 Class I JPY Hedged Dist (Monthly)
 Class I JPY Hedged Dist (Quarterly)
 Class I JPY Hedged Dist (Semi-annual)
 Class I JPY Hedged Dist (Annual)
 Class X USD Acc
 Class X CHF Acc
 Class X CHF Hedged Acc
 Class X EUR Acc
 Class X EUR Hedged Acc
 Class X GBP Acc
 Class X GBP Hedged Acc
 Class X JPY Acc
 Class X JPY Dist (Monthly)
 Class X JPY Dist (Quarterly)
 Class X JPY Dist (Semi-annual)
 Class X JPY Dist (Annual)
 Class X JPY Hedged Acc
 Class X JPY Hedged Dist (Monthly)
 Class X JPY Hedged Dist (Quarterly)
 Class X JPY Hedged Dist (Semi-annual)
 Class X JPY Hedged Dist (Annual)
 Class X NZD Acc
 Class X NZD Dist (Monthly)
 Class X NZD Dist (Quarterly)
 Class X NZD Dist (Semi-annual)
 Class X NZD Dist (Annual)
 Class X NZD Hedged Acc
 Class X NZD Hedged Dist (Monthly)
 Class X NZD Hedged Dist (Quarterly)
 Class X NZD Hedged Dist (Semi-annual)
 Class X NZD Hedged Dist (Annual)

BlackRock Sustainable Advantage US Equity Fund

Class A USD Acc
 Class A USD Dist (Monthly)
 Class A USD Dist (Quarterly)
 Class A USD Dist (Semi-annual)
 Class A USD Dist (Annual)
 Class A CHF Acc
 Class A CHF Dist (Monthly)
 Class A CHF Dist (Quarterly)
 Class A CHF Dist (Semi-annual)
 Class A CHF Dist (Annual)
 Class A CHF Hedged Acc
 Class A CHF Hedged Dist (Monthly)
 Class A CHF Hedged Dist (Quarterly)
 Class A CHF Hedged Dist (Semi-annual)
 Class A CHF Hedged Dist (Annual)
 Class A EUR Acc
 Class A EUR Dist (Monthly)
 Class A EUR Dist (Quarterly)
 Class A EUR Dist (Semi-annual)
 Class A EUR Dist (Annual)
 Class A EUR Hedged Acc
 Class A EUR Hedged Dist (Monthly)
 Class A EUR Hedged Dist (Quarterly)
 Class A EUR Hedged Dist (Semi-annual)
 Class A EUR Hedged Dist (Annual)
 Class A GBP Acc

Class A GBP Dist (Monthly)
Class A GBP Dist (Quarterly)
Class A GBP Dist (Semi-annual)
Class A GBP Dist (Annual)
Class A GBP Hedged Acc
Class A GBP Hedged Dist (Monthly)
Class A GBP Hedged Dist (Quarterly)
Class A GBP Hedged Dist (Semi-annual)
Class A GBP Hedged Dist (Annual)
Class A SEK Acc
Class A SEK Hedged Acc
Class A SGD Hedged Acc
Class D USD Acc
Class D USD Dist (Monthly)
Class D USD Dist (Quarterly)
Class D USD Dist (Semi-annual)
Class D USD Dist (Annual)
Class D CHF Acc
Class D CHF Dist (Monthly)
Class D CHF Dist (Quarterly)
Class D CHF Dist (Semi-annual)
Class D CHF Dist (Annual)
Class D CHF Hedged Acc
Class D CHF Hedged Dist (Monthly)
Class D CHF Hedged Dist (Quarterly)
Class D CHF Hedged Dist (Semi-annual)
Class D CHF Hedged Dist (Annual)
Class D EUR Acc
Class D EUR Dist (Monthly)
Class D EUR Dist (Quarterly)
Class D EUR Dist (Semi-annual)
Class D EUR Dist (Annual)
Class D EUR Hedged Acc
Class D EUR Hedged Dist (Monthly)
Class D EUR Hedged Dist (Quarterly)
Class D EUR Hedged Dist (Semi-annual)
Class D EUR Hedged Dist (Annual)
Class D GBP Acc
Class D GBP Dist (Monthly)
Class D GBP Dist (Quarterly)
Class D GBP Dist (Semi-annual)
Class D GBP Dist (Annual)
Class D GBP Hedged Acc
Class D GBP Hedged Dist (Monthly)
Class D GBP Hedged Dist (Quarterly)
Class D GBP Hedged Dist (Semi-annual)
Class D GBP Hedged Dist (Annual)
Class D SEK Acc
Class D SEK Hedged Acc
Class DP USD Acc
Class DP USD Dist (Monthly)
Class DP USD Dist (Quarterly)
Class DP USD Dist (Semi-annual)
Class DP USD Dist (Annual)
Class DP CHF Acc
Class DP CHF Dist (Monthly)
Class DP CHF Dist (Quarterly)
Class DP CHF Dist (Semi-annual)
Class DP CHF Dist (Annual)
Class DP CHF Hedged Acc
Class DP CHF Hedged Dist (Monthly)

Class DP CHF Hedged Dist (Quarterly)
Class DP CHF Hedged Dist (Semi-annual)
Class DP CHF Hedged Dist (Annual)
Class DP EUR Acc
Class DP EUR Dist (Monthly)
Class DP EUR Dist (Quarterly)
Class DP EUR Dist (Semi-annual)
Class DP EUR Dist (Annual)
Class DP EUR Hedged Acc
Class DP EUR Hedged Dist (Monthly)
Class DP EUR Hedged Dist (Quarterly)
Class DP EUR Hedged Dist (Semi-annual)
Class DP EUR Hedged Dist (Annual)
Class DP GBP Acc
Class DP GBP Dist (Monthly)
Class DP GBP Dist (Quarterly)
Class DP GBP Dist (Semi-annual)
Class DP GBP Dist (Annual)
Class DP GBP Hedged Acc
Class DP GBP Hedged Dist (Monthly)
Class DP GBP Hedged Dist (Quarterly)
Class DP GBP Hedged Dist (Semi-annual)
Class DP GBP Hedged Dist (Annual)
Class I JPY Acc
Class I JPY Dist (Monthly)
Class I JPY Dist (Quarterly)
Class I JPY Dist (Semi-annual)
Class I JPY Dist (Annual)
Class I JPY Hedged Acc
Class I JPY Hedged Dist (Monthly)
Class I JPY Hedged Dist (Quarterly)
Class I JPY Hedged Dist (Semi-annual)
Class I JPY Hedged Dist (Annual)
Class X USD Acc
Class X CHF Acc
Class X CHF Hedged Acc
Class X EUR Acc
Class X EUR Hedged Acc
Class X GBP Acc
Class X GBP Hedged Acc
Class X JPY Acc
Class X JPY Dist (Monthly)
Class X JPY Dist (Quarterly)
Class X JPY Dist (Semi-annual)
Class X JPY Dist (Annual)
Class X JPY Hedged Acc
Class X JPY Hedged Dist (Monthly)
Class X JPY Hedged Dist (Quarterly)
Class X JPY Hedged Dist (Semi-annual)
Class X JPY Hedged Dist (Annual)
Class X NZD Acc
Class X NZD Dist (Monthly)
Class X NZD Dist (Quarterly)
Class X NZD Dist (Semi-annual)
Class X NZD Dist (Annual)
Class X NZD Hedged Acc
Class X NZD Hedged Dist (Monthly)
Class X NZD Hedged Dist (Quarterly)
Class X NZD Hedged Dist (Semi-annual)
Class X NZD Hedged Dist (Annual)

BlackRock Sustainable Advantage World Equity Fund

Class A USD Acc
Class A USD Dist (Monthly)
Class A USD Dist (Quarterly)
Class A USD Dist (Semi-annual)
Class A USD Dist (Annual)
Class A CHF Acc
Class A CHF Dist (Monthly)
Class A CHF Dist (Quarterly)
Class A CHF Dist (Semi-annual)
Class A CHF Dist (Annual)
Class A CHF Hedged Acc
Class A CHF Hedged Dist (Monthly)
Class A CHF Hedged Dist (Quarterly)
Class A CHF Hedged Dist (Semi-annual)
Class A CHF Hedged Dist (Annual)
Class A EUR Acc
Class A EUR Dist (Monthly)
Class A EUR Dist (Quarterly)
Class A EUR Dist (Semi-annual)
Class A EUR Dist (Annual)
Class A EUR Hedged Acc
Class A EUR Hedged Dist (Monthly)
Class A EUR Hedged Dist (Quarterly)
Class A EUR Hedged Dist (Semi-annual)
Class A EUR Hedged Dist (Annual)
Class A GBP Acc
Class A GBP Dist (Monthly)
Class A GBP Dist (Quarterly)
Class A GBP Dist (Semi-annual)
Class A GBP Dist (Annual)
Class A GBP Hedged Acc
Class A GBP Hedged Dist (Monthly)
Class A GBP Hedged Dist (Quarterly)
Class A GBP Hedged Dist (Semi-annual)
Class A GBP Hedged Dist (Annual)
Class D USD Acc
Class D USD Dist (Monthly)
Class D USD Dist (Quarterly)
Class D USD Dist (Semi-annual)
Class D USD Dist (Annual)
Class D CHF Acc
Class D CHF Dist (Monthly)
Class D CHF Dist (Quarterly)
Class D CHF Dist (Semi-annual)
Class D CHF Dist (Annual)
Class D CHF Hedged Acc
Class D CHF Hedged Dist (Monthly)
Class D CHF Hedged Dist (Quarterly)
Class D CHF Hedged Dist (Semi-annual)
Class D CHF Hedged Dist (Annual)
Class D EUR Acc
Class D EUR Dist (Monthly)
Class D EUR Dist (Quarterly)
Class D EUR Dist (Semi-annual)
Class D EUR Dist (Annual)
Class D EUR Hedged Acc
Class D EUR Hedged Dist (Monthly)
Class D EUR Hedged Dist (Quarterly)
Class D EUR Hedged Dist (Semi-annual)

Class D EUR Hedged Dist (Annual)
Class D GBP Acc
Class D GBP Dist (Monthly)
Class D GBP Dist (Quarterly)
Class D GBP Dist (Semi-annual)
Class D GBP Dist (Annual)
Class D GBP Hedged Acc
Class D GBP Hedged Dist (Monthly)
Class D GBP Hedged Dist (Quarterly)
Class D GBP Hedged Dist (Semi-annual)
Class D GBP Hedged Dist (Annual)
Class DP USD Acc
Class DP USD Dist (Monthly)
Class DP USD Dist (Quarterly)
Class DP USD Dist (Semi-annual)
Class DP USD Dist (Annual)
Class DP CHF Acc
Class DP CHF Dist (Monthly)
Class DP CHF Dist (Quarterly)
Class DP CHF Dist (Semi-annual)
Class DP CHF Dist (Annual)
Class DP CHF Hedged Acc
Class DP CHF Hedged Dist (Monthly)
Class DP CHF Hedged Dist (Quarterly)
Class DP CHF Hedged Dist (Semi-annual)
Class DP CHF Hedged Dist (Annual)
Class DP EUR Acc
Class DP EUR Dist (Monthly)
Class DP EUR Dist (Quarterly)
Class DP EUR Dist (Semi-annual)
Class DP EUR Dist (Annual)
Class DP EUR Hedged Acc
Class DP EUR Hedged Dist (Monthly)
Class DP EUR Hedged Dist (Quarterly)
Class DP EUR Hedged Dist (Semi-annual)
Class DP EUR Hedged Dist (Annual)
Class DP GBP Acc
Class DP GBP Dist (Monthly)
Class DP GBP Dist (Quarterly)
Class DP GBP Dist (Semi-annual)
Class DP GBP Dist (Annual)
Class DP GBP Hedged Acc
Class DP GBP Hedged Dist (Monthly)
Class DP GBP Hedged Dist (Quarterly)
Class DP GBP Hedged Dist (Semi-annual)
Class DP GBP Hedged Dist (Annual)
Class I JPY Acc
Class I JPY Dist (Monthly)
Class I JPY Dist (Quarterly)
Class I JPY Dist (Semi-annual)
Class I JPY Dist (Annual)
Class I JPY Hedged Acc
Class I JPY Hedged Dist (Monthly)
Class I JPY Hedged Dist (Quarterly)
Class I JPY Hedged Dist (Semi-annual)
Class I JPY Hedged Dist (Annual)
Class X AUD Acc
Class X AUD Dist (Monthly)
Class X AUD Dist (Quarterly)
Class X AUD Dist (Semi-annual)
Class X AUD Dist (Annual)

Class X AUD Hedged Acc
Class X AUD Hedged Dist (Monthly)
Class X AUD Hedged Dist (Quarterly)
Class X AUD Hedged Dist (Semi-annual)
Class X AUD Hedged Dist (Annual)
Class X USD Acc
Class X CHF Acc
Class X CHF Hedged Acc
Class X EUR Acc
Class X EUR Hedged Acc
Class X GBP Acc
Class X GBP Hedged Acc
Class X JPY Acc
Class X JPY Dist (Monthly)
Class X JPY Dist (Quarterly)
Class X JPY Dist (Semi-annual)
Class X JPY Dist (Annual)
Class X JPY Hedged Acc
Class X JPY Hedged Dist (Monthly)
Class X JPY Hedged Dist (Quarterly)
Class X JPY Hedged Dist (Semi-annual)
Class X JPY Hedged Dist (Annual)
Class X NZD Acc
Class X NZD Dist (Monthly)
Class X NZD Dist (Quarterly)
Class X NZD Dist (Semi-annual)
Class X NZD Dist (Annual)
Class X NZD Hedged Acc
Class X NZD Hedged Dist (Monthly)
Class X NZD Hedged Dist (Quarterly)
Class X NZD Hedged Dist (Semi-annual)
Class X NZD Hedged Dist (Annual)
Class S USD Acc
Class S USD Dist (Monthly)
Class S USD Dist (Quarterly)
Class S USD Dist (Semi-annual)
Class S USD Dist (Annual)
Class S CHF Acc
Class S CHF Dist (Monthly)
Class S CHF Dist (Quarterly)
Class S CHF Dist (Semi-annual)
Class S CHF Dist (Annual)
Class S CHF Hedged Acc
Class S CHF Hedged Dist (Monthly)
Class S CHF Hedged Dist (Quarterly)
Class S CHF Hedged Dist (Semi-annual)
Class S CHF Hedged Dist (Annual)
Class S EUR Acc
Class S EUR Dist (Monthly)
Class S EUR Dist (Quarterly)
Class S EUR Dist (Semi-annual)
Class S EUR Dist (Annual)
Class S EUR Hedged Acc
Class S EUR Hedged Dist (Monthly)
Class S EUR Hedged Dist (Quarterly)
Class S EUR Hedged Dist (Semi-annual)
Class S EUR Hedged Dist (Annual)
Class S GBP Acc
Class S GBP Dist (Monthly)
Class S GBP Dist (Quarterly)
Class S GBP Dist (Semi-annual)

Class S GBP Dist (Annual)
 Class S GBP Hedged Acc
 Class S GBP Hedged Dist (Monthly)
 Class S GBP Hedged Dist (Quarterly)
 Class S GBP Hedged Dist (Semi-annual)
 Class S GBP Hedged Dist (Annual)
 Class SI USD Acc
 Class SI USD Dist (Monthly)
 Class SI USD Dist (Quarterly)
 Class SI USD Dist (Semi-annual)
 Class SI USD Dist (Annual)
 Class SI CHF Acc
 Class SI CHF Dist (Monthly)
 Class SI CHF Dist (Quarterly)
 Class SI CHF Dist (Semi-annual)
 Class SI CHF Dist (Annual)
 Class SI CHF Hedged Acc
 Class SI CHF Hedged Dist (Monthly)
 Class SI CHF Hedged Dist (Quarterly)
 Class SI CHF Hedged Dist (Semi-annual)
 Class SI CHF Hedged Dist (Annual)
 Class SI EUR Acc
 Class SI EUR Dist (Monthly)
 Class SI EUR Dist (Quarterly)
 Class SI EUR Dist (Semi-annual)
 Class SI EUR Dist (Annual)
 Class SI EUR Hedged Acc
 Class SI EUR Hedged Dist (Monthly)
 Class SI EUR Hedged Dist (Quarterly)
 Class SI EUR Hedged Dist (Semi-annual)
 Class SI EUR Hedged Dist (Annual)
 Class SI GBP Acc
 Class SI GBP Dist (Monthly)
 Class SI GBP Dist (Quarterly)
 Class SI GBP Dist (Semi-annual)
 Class SI GBP Dist (Annual)
 Class SI GBP Hedged Acc
 Class SI GBP Hedged Dist (Monthly)
 Class SI GBP Hedged Dist (Quarterly)
 Class SI GBP Hedged Dist (Semi-annual)
 Class SI GBP Hedged Dist (Annual)

BlackRock Advantage Emerging Markets Equity Fund

Class A USD Acc
 Class A USD Dist (Monthly)
 Class A USD Dist (Quarterly)
 Class A USD Dist (Semi-annual)
 Class A USD Dist (Annual)
 Class A CHF Acc
 Class A CHF Dist (Monthly)
 Class A CHF Dist (Quarterly)
 Class A CHF Dist (Semi-annual)
 Class A CHF Dist (Annual)
 Class A CHF Hedged Acc
 Class A CHF Hedged Dist (Monthly)
 Class A CHF Hedged Dist (Quarterly)
 Class A CHF Hedged Dist (Semi-annual)
 Class A CHF Hedged Dist (Annual)
 Class A EUR Acc
 Class A EUR Dist (Monthly)
 Class A EUR Dist (Quarterly)

Class A EUR Dist (Semi-annual)
Class A EUR Dist (Annual)
Class A EUR Hedged Acc
Class A EUR Hedged Dist (Monthly)
Class A EUR Hedged Dist (Quarterly)
Class A EUR Hedged Dist (Semi-annual)
Class A EUR Hedged Dist (Annual)
Class A GBP Acc
Class A GBP Dist (Monthly)
Class A GBP Dist (Quarterly)
Class A GBP Dist (Semi-annual)
Class A GBP Dist (Annual)
Class A GBP Hedged Acc
Class A GBP Hedged Dist (Monthly)
Class A GBP Hedged Dist (Quarterly)
Class A GBP Hedged Dist (Semi-annual)
Class A GBP Hedged Dist (Annual)
Class D USD Acc
Class D USD Dist (Monthly)
Class A USD Dist (Quarterly)
Class A USD Dist (Semi-annual)
Class A USD Dist (Annual)
Class D CHF Acc
Class D CHF Dist (Monthly)
Class D CHF Dist (Quarterly)
Class D CHF Dist (Semi-annual)
Class D CHF Dist (Annual)
Class D CHF Hedged Acc
Class D CHF Hedged Dist (Monthly)
Class D CHF Hedged Dist (Quarterly)
Class D CHF Dist (Semi-annual)
Class D CHF Dist (Annual)
Class D EUR Acc
Class D EUR Dist (Monthly)
Class D EUR Dist (Quarterly)
Class D EUR Dist (Semi-annual)
Class D EUR Dist (Annual)
Class D EUR Hedged Acc
Class D EUR Hedged Dist (Monthly)
Class D EUR Hedged Dist (Quarterly)
Class D EUR Hedged Dist (Semi-annual)
Class D EUR Hedged Dist (Annual)
Class D GBP Acc
Class D GBP Dist (Monthly)
Class D GBP Dist (Quarterly)
Class D GBP Dist (Semi-annual)
Class D GBP Dist (Annual)
Class D GBP Hedged Acc
Class D GBP Hedged Dist (Monthly)
Class D GBP Hedged Dist (Quarterly)
Class D GBP Hedged Dist (Semi-annual)
Class D GBP Hedged Dist (Annual)
Class DP USD Acc
Class DP USD Dist (Monthly)
Class DP USD Dist (Quarterly)
Class DP USD Dist (Semi-annual)
Class DP USD Dist (Annual)
Class DP CHF Acc
Class DP CHF Dist (Monthly)
Class DP CHF Dist (Quarterly)
Class DP CHF Dist (Semi-annual)

Class DP CHF Dist (Annual)
Class DP CHF Hedged Acc
Class DP CHF Hedged Dist (Monthly)
Class DP CHF Hedged Dist (Quarterly)
Class DP CHF Hedged (Semi-annual)
Class DP CHF Hedged (Annual)
Class DP EUR Acc
Class DP EUR Dist (Monthly)
Class DP EUR Dist (Quarterly)
Class DP EUR Dist (Semi-annual)
Class DP EUR Dist (Annual)
Class DP EUR Hedged Acc
Class DP EUR Hedged Dist (Monthly)
Class DP EUR Hedged Dist (Quarterly)
Class DP EUR Hedged Dist (Semi-annual)
Class DP EUR Hedged Dist (Annual)
Class DP GBP Acc
Class DP GBP Dist (Monthly)
Class DP GBP Dist (Quarterly)
Class DP GBP Dist (Semi-annual)
Class DP GBP Dist (Annual)
Class DP GBP Hedged Acc
Class DP GBP Hedged Dist (Monthly)
Class DP GBP Hedged Dist (Quarterly)
Class DP GBP Hedged Dist (Semi-annual)
Class DP GBP Hedged Dist (Annual)
Class I JPY Acc
Class I JPY Dist (Monthly)
Class I JPY Dist (Quarterly)
Class I JPY Dist (Semi-annual)
Class I JPY Dist (Annual)
Class I JPY Hedged Acc
Class I JPY Hedged Dist (Monthly)
Class I JPY Hedged Dist (Quarterly)
Class I JPY Hedged Dist (Semi-annual)
Class I JPY Hedged Dist (Annual)
Class X USD Acc
Class X CHF Acc
Class X CHF Hedged Acc
Class X EUR Acc
Class X EUR Hedged Acc
Class X GBP Acc
Class X GBP Hedged Acc
Class X JPY Acc
Class X JPY Dist (Monthly)
Class X JPY Dist (Quarterly)
Class X JPY Dist (Semi-annual)
Class X JPY Dist (Annual)
Class X JPY Hedged Acc
Class X JPY Hedged Dist (Monthly)
Class X JPY Hedged Dist (Quarterly)
Class X JPY Hedged Dist (Semi-annual)
Class X JPY Hedged Dist (Annual)
Class X NZD Acc
Class X NZD Dist (Monthly)
Class X NZD Dist (Quarterly)
Class X NZD Dist (Semi-annual)
Class X NZD Dist (Annual)
Class X NZD Hedged Acc
Class X NZD Hedged Dist (Monthly)
Class X NZD Hedged Dist (Quarterly)

Class X NZD Hedged Dist (Semi-annual)
Class X NZD Hedged Dist (Annual)

BlackRock Sustainable Advantage Emerging Markets ex China Equity Fund

Class A USD Acc
Class A USD Dist (Monthly)
Class A USD Dist (Quarterly)
Class A USD Dist (Semi-annual)
Class A USD Dist (Annual)
Class A CHF Acc
Class A CHF Dist (Monthly)
Class A CHF Dist (Quarterly)
Class A CHF Dist (Semi-annual)
Class A CHF Dist (Annual)
Class A CHF Hedged Acc
Class A CHF Hedged Dist (Monthly)
Class A CHF Hedged Dist (Quarterly)
Class A CHF Hedged Dist (Semi-annual)
Class A CHF Hedged Dist (Annual)
Class A EUR Acc
Class A EUR Dist (Monthly)
Class A EUR Dist (Quarterly)
Class A EUR Dist (Semi-annual)
Class A EUR Dist (Annual)
Class A EUR Hedged Acc
Class A EUR Hedged Dist (Monthly)
Class A EUR Hedged Dist (Quarterly)
Class A EUR Hedged Dist (Semi-annual)
Class A EUR Hedged Dist (Annual)
Class A GBP Acc
Class A GBP Dist (Monthly)
Class A GBP Dist (Quarterly)
Class A GBP Dist (Semi-annual)
Class A GBP Dist (Annual)
Class A GBP Hedged Acc
Class A GBP Hedged Dist (Monthly)
Class A GBP Hedged Dist (Quarterly)
Class A GBP Hedged Dist (Semi-annual)
Class A GBP Hedged Dist (Annual)
Class D USD Acc
Class D USD Dist (Monthly)
Class A USD Dist (Quarterly)
Class A USD Dist (Semi-annual)
Class A USD Dist (Annual)
Class D CHF Acc
Class D CHF Dist (Monthly)
Class D CHF Dist (Quarterly)
Class D CHF Dist (Semi-annual)
Class D CHF Dist (Annual)
Class D CHF Hedged Acc
Class D CHF Hedged Dist (Monthly)
Class D CHF Hedged Dist (Quarterly)
Class D CHF Dist (Semi-annual)
Class D CHF Dist (Annual)
Class D EUR Acc
Class D EUR Dist (Monthly)
Class D EUR Dist (Quarterly)
Class D EUR Dist (Semi-annual)
Class D EUR Dist (Annual)
Class D EUR Hedged Acc
Class D EUR Hedged Dist (Monthly)

Class D EUR Hedged Dist (Quarterly)
Class D EUR Hedged Dist (Semi-annual)
Class D EUR Hedged Dist (Annual)
Class D GBP Acc
Class D GBP Dist (Monthly)
Class D GBP Dist (Quarterly)
Class D GBP Dist (Semi-annual)
Class D GBP Dist (Annual)
Class D GBP Hedged Acc
Class D GBP Hedged Dist (Monthly)
Class D GBP Hedged Dist (Quarterly)
Class D GBP Hedged Dist (Semi-annual)
Class D GBP Hedged Dist (Annual)
Class DP USD Acc
Class DP USD Dist (Monthly)
Class DP USD Dist (Quarterly)
Class DP USD Dist (Semi-annual)
Class DP USD Dist (Annual)
Class DP CHF Acc
Class DP CHF Dist (Monthly)
Class DP CHF Dist (Quarterly)
Class DP CHF Dist (Semi-annual)
Class DP CHF Dist (Annual)
Class DP CHF Hedged Acc
Class DP CHF Hedged Dist (Monthly)
Class DP CHF Hedged Dist (Quarterly)
Class DP CHF Hedged (Semi-annual)
Class DP CHF Hedged (Annual)
Class DP EUR Acc
Class DP EUR Dist (Monthly)
Class DP EUR Dist (Quarterly)
Class DP EUR Dist (Semi-annual)
Class DP EUR Dist (Annual)
Class DP EUR Hedged Acc
Class DP EUR Hedged Dist (Monthly)
Class DP EUR Hedged Dist (Quarterly)
Class DP EUR Hedged Dist (Semi-annual)
Class DP EUR Hedged Dist (Annual)
Class DP GBP Acc
Class DP GBP Dist (Monthly)
Class DP GBP Dist (Quarterly)
Class DP GBP Dist (Semi-annual)
Class DP GBP Dist (Annual)
Class DP GBP Hedged Acc
Class DP GBP Hedged Dist (Monthly)
Class DP GBP Hedged Dist (Quarterly)
Class DP GBP Hedged Dist (Semi-annual)
Class DP GBP Hedged Dist (Annual)
Class I JPY Acc
Class I JPY Dist (Monthly)
Class I JPY Dist (Quarterly)
Class I JPY Dist (Semi-annual)
Class I JPY Dist (Annual)
Class I JPY Hedged Acc
Class I JPY Hedged Dist (Monthly)
Class I JPY Hedged Dist (Quarterly)
Class I JPY Hedged Dist (Semi-annual)
Class I JPY Hedged Dist (Annual)
Class S USD Acc
Class S USD Dist (Monthly)
Class S USD Dist (Quarterly)

Class S USD Dist (Semi-annual)
Class S USD Dist (Annual)
Class S CHF Acc
Class S CHF Dist (Monthly)
Class S CHF Dist (Quarterly)
Class S CHF Dist (Semi-annual)
Class S CHF Dist (Annual)
Class S CHF Hedged Acc
Class S CHF Hedged Dist (Monthly)
Class S CHF Hedged Dist (Quarterly)
Class S CHF Hedged Dist (Semi-annual)
Class S CHF Hedged Dist (Annual)
Class S EUR Acc
Class S EUR Dist (Monthly)
Class S EUR Dist (Quarterly)
Class S EUR Dist (Semi-annual)
Class S EUR Dist (Annual)
Class S EUR Hedged Acc
Class S EUR Hedged Dist (Monthly)
Class S EUR Hedged Dist (Quarterly)
Class S EUR Hedged Dist (Semi-annual)
Class S EUR Hedged Dist (Annual)
Class S GBP Acc
Class S GBP Dist (Monthly)
Class S GBP Dist (Quarterly)
Class S GBP Dist (Semi-annual)
Class S GBP Dist (Annual)
Class S GBP Hedged Acc
Class S GBP Hedged Dist (Monthly)
Class S GBP Hedged Dist (Quarterly)
Class S GBP Hedged Dist (Semi-annual)
Class S GBP Hedged Dist (Annual)
Class X USD Acc
Class X CHF Acc
Class X CHF Hedged Acc
Class X EUR Acc
Class X EUR Hedged Acc
Class X GBP Acc
Class X GBP Hedged Acc
Class X JPY Acc
Class X JPY Dist (Monthly)
Class X JPY Dist (Quarterly)
Class X JPY Dist (Semi-annual)
Class X JPY Dist (Annual)
Class X JPY Hedged Acc
Class X JPY Hedged Dist (Monthly)
Class X JPY Hedged Dist (Quarterly)
Class X JPY Hedged Dist (Semi-annual)
Class X JPY Hedged Dist (Annual)
Class X NZD Acc
Class X NZD Dist (Monthly)
Class X NZD Dist (Quarterly)
Class X NZD Dist (Semi-annual)
Class X NZD Dist (Annual)
Class X NZD Hedged Acc
Class X NZD Hedged Dist (Monthly)
Class X NZD Hedged Dist (Quarterly)
Class X NZD Hedged Dist (Semi-annual)
Class X NZD Hedged Dist (Annual)

BlackRock Systematic Global Convertible Bond Fund

Class A USD Acc
Class A CHF Hedged Acc
Class A EUR Hedged Acc
Class A GBP Hedged Acc
Class A JPY Hedged Acc
Class A SEK Hedged Acc
Class D USD Acc
Class D USD Dist (Monthly)
Class D USD Dist (Quarterly)
Class D USD Dist (Semi-annual)
Class D USD Dist (Annual)
Class D CHF Hedged Acc
Class D CHF Hedged Dist (Monthly)
Class D CHF Hedged Dist (Quarterly)
Class D CHF Hedged Dist (Semi-annual)
Class D CHF Hedged Dist (Annual)
Class D EUR Hedged Acc
Class D EUR Hedged Dist (Monthly)
Class D EUR Hedged Dist (Quarterly)
Class D EUR Hedged Dist (Semi-annual)
Class D EUR Hedged Dist (Annual)
Class D GBP Hedged Acc
Class D GBP Hedged Dist (Monthly)
Class D GBP Hedged Dist (Quarterly)
Class D GBP Hedged Dist (Semi-annual)
Class D GBP Hedged Dist (Annual)
Class D JPY Hedged Acc
Class D JPY Hedged Dist (Monthly)
Class D JPY Hedged Dist (Quarterly)
Class D JPY Hedged Dist (Semi-annual)
Class D JPY Hedged Dist (Annual)
Class D SEK Hedged Acc
Class D SEK Hedged Dist (Monthly)
Class D SEK Hedged Dist (Quarterly)
Class D SEK Hedged Dist (Semi-annual)
Class D SEK Hedged Dist (Annual)
Class DP USD Acc
Class DP USD Dist (Monthly)
Class DP USD Dist (Quarterly)
Class DP USD Dist (Semi-annual)
Class DP USD Dist (Annual)
Class DP CHF Hedged Acc
Class DP CHF Hedged Dist (Monthly)
Class DP CHF Hedged Dist (Quarterly)
Class DP CHF Hedged Dist (Semi-annual)
Class DP CHF Hedged Dist (Annual)
Class DP EUR Hedged Acc
Class DP EUR Hedged Dist (Monthly)
Class DP EUR Hedged Dist (Quarterly)
Class DP EUR Hedged Dist (Semi-annual)
Class DP EUR Hedged Dist (Annual)
Class DP GBP Hedged Acc
Class DP GBP Hedged Dist (Monthly)
Class DP GBP Hedged Dist (Quarterly)
Class DP GBP Hedged Dist (Semi-annual)
Class DP GBP Hedged Dist (Annual)
Class DP JPY Hedged Acc
Class DP JPY Hedged Dist (Monthly)
Class DP JPY Hedged Dist (Quarterly)
Class DP JPY Hedged Dist (Semi-annual)
Class DP JPY Hedged Dist (Annual)

Class DP SEK Hedged Acc
Class DP SEK Hedged Dist (Monthly)
Class DP SEK Hedged Dist (Quarterly)
Class DP SEK Hedged Dist (Semi-annual)
Class DP SEK Hedged Dist (Annual)
Class I JPY Acc
Class I JPY Dist (Monthly)
Class I JPY Dist (Quarterly)
Class I JPY Dist (Semi-annual)
Class I JPY Dist (Annual)
Class I JPY Hedged Acc
Class I JPY Hedged Dist (Monthly)
Class I JPY Hedged Dist (Quarterly)
Class I JPY Hedged Dist (Semi-annual)
Class I JPY Hedged Dist (Annual)
Class X USD Acc
Class X USD Dist (Monthly)
Class X USD Dist (Quarterly)
Class X USD Dist (Semi-annual)
Class X USD Dist (Annual)
Class X CHF Hedged Acc
Class X CHF Hedged Dist (Monthly)
Class X CHF Hedged Dist (Quarterly)
Class X CHF Hedged Dist (Semi-annual)
Class X CHF Hedged Dist (Annual)
Class X EUR Hedged Acc
Class X EUR Hedged Dist (Monthly)
Class X EUR Hedged Dist (Quarterly)
Class X EUR Hedged Dist (Semi-annual)
Class X EUR Hedged Dist (Annual)
Class X GBP Hedged Acc
Class X GBP Hedged Dist (Monthly)
Class X GBP Hedged Dist (Quarterly)
Class X GBP Hedged Dist (Semi-annual)
Class X GBP Hedged Dist (Annual)
Class X JPY Hedged Acc
Class X JPY Hedged Dist (Monthly)
Class X JPY Hedged Dist (Quarterly)
Class X JPY Hedged Dist (Semi-annual)
Class X JPY Hedged Dist (Annual)
Class X SEK Hedged Acc
Class X SEK Hedged Dist (Monthly)
Class X SEK Hedged Dist (Quarterly)
Class X SEK Hedged Dist (Semi-annual)
Class X SEK Hedged Dist (Annual)
Class X JPY Acc
Class X JPY Dist (Monthly)
Class X JPY Dist (Quarterly)
Class X JPY Dist (Semi-annual)
Class X JPY Dist (Annual)
Class X JPY Hedged Acc
Class X JPY Hedged Dist (Monthly)
Class X JPY Hedged Dist (Quarterly)
Class X JPY Hedged Dist (Semi-annual)
Class X JPY Hedged Dist (Annual)
Class X NZD Acc
Class X NZD Dist (Monthly)
Class X NZD Dist (Quarterly)
Class X NZD Dist (Semi-annual)
Class X NZD Dist (Annual)
Class X NZD Hedged Acc

Class X NZD Hedged Dist (Monthly)
 Class X NZD Hedged Dist (Quarterly)
 Class X NZD Hedged Dist (Semi-annual)
 Class X NZD Hedged Dist (Annual)
 Class Z USD Acc
 Class Z USD Dist (Monthly)
 Class Z USD Dist (Quarterly)
 Class Z USD Dist (Semi-annual)
 Class Z USD Dist (Annual)
 Class Z CHF Hedged Acc
 Class Z CHF Hedged Dist (Monthly)
 Class Z CHF Hedged Dist (Quarterly)
 Class Z CHF Hedged Dist (Semi-annual)
 Class Z CHF Hedged Dist (Annual)
 Class Z EUR Hedged Acc
 Class Z EUR Hedged Dist (Monthly)
 Class Z EUR Hedged Dist (Quarterly)
 Class Z EUR Hedged Dist (Semi-annual)
 Class Z EUR Hedged Dist (Annual)
 Class Z GBP Hedged Acc
 Class Z GBP Hedged Dist (Monthly)
 Class Z GBP Hedged Dist (Quarterly)
 Class Z GBP Hedged Dist (Semi-annual)
 Class Z GBP Hedged Dist (Annual)

BlackRock Global High Yield Sustainable Credit Screened Fund

Class A USD Acc
 Class A CHF Hedged Acc
 Class A DKK Hedged Acc
 Class A EUR Hedged Acc
 Class A GBP Hedged Acc
 Class A JPY Hedged Acc
 Class A SEK Hedged Acc
 Class D USD Acc
 Class D USD Dist (Monthly)
 Class D USD Dist (Quarterly)
 Class D USD Dist (Semi-annual)
 Class D USD Dist (Annual)
 Class D CHF Hedged Acc
 Class D CHF Hedged Dist (Monthly)
 Class D CHF Hedged Dist (Quarterly)
 Class D CHF Hedged Dist (Semi-annual)
 Class D CHF Hedged Dist (Annual)
 Class D DKK Hedged Acc
 Class D DKK Hedged Dist (Monthly)
 Class D DKK Hedged Dist (Quarterly)
 Class D DKK Hedged Dist (Semi-annual)
 Class D DKK Hedged Dist (Annual)
 Class D EUR Hedged Acc
 Class D EUR Hedged Dist (Monthly)
 Class D EUR Hedged Dist (Quarterly)
 Class D EUR Hedged Dist (Semi-annual)
 Class D EUR Hedged Dist (Annual)
 Class D GBP Hedged Acc
 Class D GBP Hedged Dist (Monthly)
 Class D GBP Hedged Dist (Quarterly)
 Class D GBP Hedged Dist (Semi-annual)
 Class D GBP Hedged Dist (Annual)
 Class D JPY Hedged Acc
 Class D JPY Hedged Dist (Monthly)
 Class D JPY Hedged Dist (Quarterly)

Class D JPY Hedged Dist (Semi-annual)
Class D JPY Hedged Dist (Annual)
Class D SEK Hedged Acc
Class D SEK Hedged Dist (Monthly)
Class D SEK Hedged Dist (Quarterly)
Class D SEK Hedged Dist (Semi-annual)
Class D SEK Hedged Dist (Annual)
Class I JPY Acc
Class I JPY Dist (Monthly)
Class I JPY Dist (Quarterly)
Class I JPY Dist (Semi-annual)
Class I JPY Dist (Annual)
Class I JPY Hedged Acc
Class I JPY Hedged Dist (Monthly)
Class I JPY Hedged Dist (Quarterly)
Class I JPY Hedged Dist (Semi-annual)
Class I JPY Hedged Dist (Annual)
Class X USD Acc
Class X USD Dist (Monthly)
Class X USD Dist (Quarterly)
Class X USD Dist (Semi-annual)
Class X USD Dist (Annual)
Class X CHF Hedged Acc
Class X CHF Hedged Dist (Monthly)
Class X CHF Hedged Dist (Quarterly)
Class X CHF Hedged Dist (Semi-annual)
Class X CHF Hedged Dist (Annual)
Class X DKK Hedged Acc
Class X DKK Hedged Dist (Monthly)
Class X DKK Hedged Dist (Quarterly)
Class X DKK Hedged Dist (Semi-annual)
Class X DKK Hedged Dist (Annual)
Class X EUR Hedged Acc
Class X EUR Hedged Dist (Monthly)
Class X EUR Hedged Dist (Quarterly)
Class X EUR Hedged Dist (Semi-annual)
Class X EUR Hedged Dist (Annual)
Class X GBP Hedged Acc
Class X GBP Hedged Dist (Monthly)
Class X GBP Hedged Dist (Quarterly)
Class X GBP Hedged Dist (Semi-annual)
Class X GBP Hedged Dist (Annual)
Class X JPY Hedged Acc
Class X JPY Hedged Dist (Monthly)
Class X JPY Hedged Dist (Quarterly)
Class X JPY Hedged Dist (Semi-annual)
Class X JPY Hedged Dist (Annual)
Class X SEK Hedged Acc
Class X SEK Hedged Dist (Monthly)
Class X SEK Hedged Dist (Quarterly)
Class X SEK Hedged Dist (Semi-annual)
Class X SEK Hedged Dist (Annual)
Class X JPY Acc
Class X JPY Dist (Monthly)
Class X JPY Dist (Quarterly)
Class X JPY Dist (Semi-annual)
Class X JPY Dist (Annual)
Class X JPY Hedged Acc
Class X JPY Hedged Dist (Monthly)
Class X JPY Hedged Dist (Quarterly)
Class X JPY Hedged Dist (Semi-annual)

Class X JPY Hedged Dist (Annual)
 Class X AUD Hedged Acc
 Class X AUD Hedged Dist (Monthly)
 Class X AUD Hedged Dist (Quarterly)
 Class X AUD Hedged Dist (Semi-annual)
 Class X AUD Hedged Dist (Annual)
 Class X NZD Acc
 Class X NZD Dist (Monthly)
 Class X NZD Dist (Quarterly)
 Class X NZD Dist (Semi-annual)
 Class X NZD Dist (Annual)
 Class X NZD Hedged Acc
 Class X NZD Hedged Dist (Monthly)
 Class X NZD Hedged Dist (Quarterly)
 Class X NZD Hedged Dist (Semi-annual)
 Class X NZD Hedged Dist (Annual)
 Class Z USD Acc
 Class Z USD Dist (Monthly)
 Class Z USD Dist (Quarterly)
 Class Z USD Dist (Semi-annual)
 Class Z USD Dist (Annual)
 Class Z CHF Hedged Acc
 Class Z CHF Hedged Dist (Monthly)
 Class Z CHF Hedged Dist (Quarterly)
 Class Z CHF Hedged Dist (Semi-annual)
 Class Z CHF Hedged Dist (Annual)
 Class Z EUR Hedged Acc
 Class Z EUR Hedged Dist (Monthly)
 Class Z EUR Hedged Dist (Quarterly)
 Class Z EUR Hedged Dist (Semi-annual)
 Class Z EUR Hedged Dist (Annual)
 Class Z GBP Hedged Acc
 Class Z GBP Hedged Dist (Monthly)
 Class Z GBP Hedged Dist (Quarterly)
 Class Z GBP Hedged Dist (Semi-annual)
 Class Z GBP Hedged Dist (Annual)

BlackRock Tactical Opportunities Fund

Class A USD Acc
 Class A USD Dist (Monthly)
 Class A USD Dist (Quarterly)
 Class A USD Dist (Semi-annual)
 Class A USD Dist (Annual)
 Class A EUR Acc
 Class A EUR Dist (Monthly)
 Class A EUR Dist (Quarterly)
 Class A EUR Dist (Semi-annual)
 Class A EUR Dist (Annual)
 Class A EUR Hedged Acc
 Class A EUR Hedged Dist (Monthly)
 Class A EUR Hedged Dist (Quarterly)
 Class A EUR Hedged Dist (Semi-annual)
 Class A EUR Hedged Dist (Annual)
 Class A GBP Acc
 Class A GBP Dist (Monthly)
 Class A GBP Dist (Quarterly)
 Class A GBP Dist (Semi-annual)
 Class A GBP Dist (Annual)
 Class A GBP Hedged Acc
 Class A GBP Hedged Dist (Monthly)
 Class A GBP Hedged Dist (Quarterly)

Class A GBP Hedged Dist (Semi-annual)
Class A GBP Hedged Dist (Annual)
Class A CHF Acc
Class A CHF Dist (Monthly)
Class A CHF Dist (Quarterly)
Class A CHF Dist (Semi-annual)
Class A CHF Dist (Annual)
Class A CHF Hedged Acc
Class A CHF Hedged Dist (Monthly)
Class A CHF Hedged Dist (Quarterly)
Class A CHF Hedged Dist (Semi-annual)
Class A CHF Hedged Dist (Annual)
Class A SEK Acc
Class A SEK Dist (Monthly)
Class A SEK Dist (Quarterly)
Class A SEK Dist (Semi-annual)
Class A SEK Dist (Annual)
Class A SEK Hedged Acc
Class A SEK Hedged Dist (Monthly)
Class A SEK Hedged Dist (Quarterly)
Class A SEK Hedged Dist (Semi-annual)
Class A SEK Hedged Dist (Annual)
Class A JPY Acc
Class A JPY Dist (Monthly)
Class A JPY Dist (Quarterly)
Class A JPY Dist (Semi-annual)
Class A JPY Dist (Annual)
Class A JPY Hedged Acc
Class A JPY Hedged Dist (Monthly)
Class A JPY Hedged Dist (Quarterly)
Class A JPY Hedged Dist (Semi-annual)
Class A JPY Hedged Dist (Annual)
Class A NZD Acc
Class A NZD Dist (Monthly)
Class A NZD Dist (Quarterly)
Class A NZD Dist (Semi-annual)
Class A NZD Dist (Annual)
Class A NZD Hedged Acc
Class A NZD Hedged Dist (Monthly)
Class A NZD Hedged Dist (Quarterly)
Class A NZD Hedged Dist (Semi-annual)
Class A NZD Hedged Dist (Annual)
Class A AUD Dist (Monthly)
Class A AUD Dist (Quarterly)
Class A AUD Dist (Semi-annual)
Class A AUD Dist (Annual)
Class A AUD Acc
Class A AUD Hedged Dist (Monthly)
Class A AUD Hedged Dist (Quarterly)
Class A AUD Hedged Dist (Semi-annual)
Class A AUD Hedged Dist (Annual)
Class A AUD Hedged Acc
Class A SGD Acc
Class A SGD Dist (Monthly)
Class A SGD Dist (Quarterly)
Class A SGD Dist (Semi-annual)
Class A SGD Dist (Annual)
Class A SGD Hedged Acc
Class A SGD Hedged Dist (Monthly)
Class A SGD Hedged Dist (Quarterly)
Class A SGD Hedged Dist (Semi-annual)

Class A SGD Hedged Dist (Annual)
Class D USD Acc
Class D USD Dist (Monthly)
Class D USD Dist (Quarterly)
Class D USD Dist (Semi-annual)
Class D USD Dist (Annual)
Class D EUR Acc
Class D EUR Dist (Monthly)
Class D EUR Dist (Quarterly)
Class D EUR Dist (Semi-annual)
Class D EUR Dist (Annual)
Class D EUR Hedged Acc
Class D EUR Hedged Dist (Monthly)
Class D EUR Hedged Dist (Quarterly)
Class D EUR Hedged Dist (Semi-annual)
Class D EUR Hedged Dist (Annual)
Class D GBP Acc
Class D GBP Dist (Monthly)
Class D GBP Dist (Quarterly)
Class D GBP Dist (Semi-annual)
Class D GBP Dist (Annual)
Class D GBP Hedged Acc
Class D GBP Hedged Dist (Monthly)
Class D GBP Hedged Dist (Quarterly)
Class D GBP Hedged Dist (Semi-annual)
Class D GBP Hedged Dist (Annual)
Class D CHF Acc
Class D CHF Dist (Monthly)
Class D CHF Dist (Quarterly)
Class D CHF Dist (Semi-annual)
Class D CHF Dist (Annual)
Class D CHF Hedged Acc
Class D CHF Hedged Dist (Monthly)
Class D CHF Hedged Dist (Quarterly)
Class D CHF Hedged Dist (Semi-annual)
Class D CHF Hedged Dist (Annual)
Class D SEK Acc
Class D SEK Dist (Monthly)
Class D SEK Dist (Quarterly)
Class D SEK Dist (Semi-annual)
Class D SEK Dist (Annual)
Class D SEK Hedged Acc
Class D SEK Hedged Dist (Monthly)
Class D SEK Hedged Dist (Quarterly)
Class D SEK Hedged Dist (Semi-annual)
Class D SEK Hedged Dist (Annual)
Class D JPY Acc
Class D JPY Dist (Monthly)
Class D JPY Dist (Quarterly)
Class D JPY Dist (Semi-annual)
Class D JPY Dist (Annual)
Class D JPY Hedged Acc
Class D JPY Hedged Dist (Monthly)
Class D JPY Hedged Dist (Quarterly)
Class D JPY Hedged Dist (Semi-annual)
Class D JPY Hedged Dist (Annual)
Class D NZD Acc
Class D NZD Dist (Monthly)
Class D NZD Dist (Quarterly)
Class D NZD Dist (Semi-annual)
Class D NZD Dist (Annual)

Class D NZD Hedged Acc
Class D NZD Hedged Dist (Monthly)
Class D NZD Hedged Dist (Quarterly)
Class D NZD Hedged Dist (Semi-annual)
Class D NZD Hedged Dist (Annual)
Class D AUD Dist (Monthly)
Class D AUD Dist (Quarterly)
Class D AUD Dist (Semi-annual)
Class D AUD Dist (Annual)
Class D AUD Acc
Class D AUD Hedged Dist (Monthly)
Class D AUD Hedged Dist (Quarterly)
Class D AUD Hedged Dist (Semi-annual)
Class D AUD Hedged Dist (Annual)
Class D AUD Hedged Acc
Class D SGD Acc
Class D SGD Dist (Monthly)
Class D SGD Dist (Quarterly)
Class D SGD Dist (Semi-annual)
Class D SGD Dist (Annual)
Class D SGD Hedged Acc
Class D SGD Hedged Dist (Monthly)
Class D SGD Hedged Dist (Quarterly)
Class D SGD Hedged Dist (Semi-annual)
Class D SGD Hedged Dist (Annual)
Class I JPY Acc
Class I JPY Dist (Monthly)
Class I JPY Dist (Quarterly)
Class I JPY Dist (Semi-annual)
Class I JPY Dist (Annual)
Class I JPY Hedged Acc
Class I JPY Hedged Dist (Monthly)
Class I JPY Hedged Dist (Quarterly)
Class I JPY Hedged Dist (Semi-annual)
Class I JPY Hedged Dist (Annual)
Class I NZD Acc
Class I NZD Dist (Monthly)
Class I NZD Dist (Quarterly)
Class I NZD Dist (Semi-annual)
Class I NZD Dist (Annual)
Class I NZD Hedged Acc
Class I NZD Hedged Dist (Monthly)
Class I NZD Hedged Dist (Quarterly)
Class I NZD Hedged Dist (Semi-annual)
Class I NZD Hedged Dist (Annual)
Class X USD Acc
Class X USD Dist (Monthly)
Class X USD Dist (Quarterly)
Class X USD Dist (Semi-annual)
Class X USD Dist (Annual)
Class X EUR Acc
Class X EUR Dist (Monthly)
Class X EUR Dist (Quarterly)
Class X EUR Dist (Semi-annual)
Class X EUR Dist (Annual)
Class X EUR Hedged Acc
Class X EUR Hedged Dist (Monthly)
Class X EUR Hedged Dist (Quarterly)
Class X EUR Hedged Dist (Semi-annual)
Class X EUR Hedged Dist (Annual)
Class X GBP Acc

Class X GBP Dist (Monthly)
Class X GBP Dist (Quarterly)
Class X GBP Dist (Semi-annual)
Class X GBP Dist (Annual)
Class X GBP Hedged Acc
Class X GBP Hedged Dist (Monthly)
Class X GBP Hedged Dist (Quarterly)
Class X GBP Hedged Dist (Semi-annual)
Class X GBP Hedged Dist (Annual)
Class X CHF Acc
Class X CHF Dist (Monthly)
Class X CHF Dist (Quarterly)
Class X CHF Dist (Semi-annual)
Class X CHF Dist (Annual)
Class X CHF Hedged Acc
Class X CHF Hedged Dist (Monthly)
Class X CHF Hedged Dist (Quarterly)
Class X CHF Hedged Dist (Semi-annual)
Class X CHF Hedged Dist (Annual)
Class X SEK Acc
Class X SEK Dist (Monthly)
Class X SEK Dist (Quarterly)
Class X SEK Dist (Semi-annual)
Class S SEK Dist (Annual)
Class X SEK Hedged Acc
Class X SEK Hedged Dist (Monthly)
Class X SEK Hedged Dist (Quarterly)
Class X SEK Hedged Dist (Semi-annual)
Class X SEK Hedged Dist (Annual)
Class X JPY Acc
Class X JPY Dist (Monthly)
Class X JPY Dist (Quarterly)
Class X JPY Dist (Semi-annual)
Class X JPY Dist (Annual)
Class X JPY Hedged Acc
Class X JPY Hedged Dist (Monthly)
Class X JPY Hedged Dist (Quarterly)
Class X JPY Hedged Dist (Semi-annual)
Class X JPY Hedged Dist (Annual)
Class X NZD Acc
Class X NZD Dist (Monthly)
Class X NZD Dist (Quarterly)
Class X NZD Dist (Semi-annual)
Class X NZD Dist (Annual)
Class X NZD Hedged Acc
Class X NZD Hedged Dist (Monthly)
Class X NZD Hedged Dist (Quarterly)
Class X NZD Hedged Dist (Semi-annual)
Class X NZD Hedged Dist (Annual)
Class X AUD Dist (Monthly)
Class X AUD Dist (Quarterly)
Class X AUD Dist (Semi-annual)
Class X AUD Dist (Annual)
Class X AUD Acc
Class X AUD Hedged Dist (Monthly)
Class X AUD Hedged Dist (Quarterly)
Class X AUD Hedged Dist (Semi-annual)
Class X AUD Hedged Dist (Annual)
Class X AUD Hedged Acc
Class X SGD Acc
Class X SGD Dist (Monthly)

Class X SGD Dist (Quarterly)
Class X SGD Dist (Semi-annual)
Class X SGD Dist (Annual)
Class X SGD Hedged Acc
Class X SGD Hedged Dist (Monthly)
Class X SGD Hedged Dist (Quarterly)
Class X SGD Hedged Dist (Semi-annual)
Class X SGD Hedged Dist (Annual)
Class Z USD Acc
Class Z USD Dist (Monthly)
Class Z USD Dist (Quarterly)
Class Z USD Dist (Semi-annual)
Class Z USD Dist (Annual)
Class Z EUR Acc
Class Z EUR Dist (Monthly)
Class Z EUR Dist (Quarterly)
Class Z EUR Dist (Semi-annual)
Class Z EUR Dist (Annual)
Class Z EUR Hedged Acc
Class Z EUR Hedged Dist (Monthly)
Class Z EUR Hedged Dist (Quarterly)
Class Z EUR Hedged Dist (Semi-annual)
Class Z EUR Hedged Dist (Annual)
Class Z GBP Acc
Class Z GBP Dist (Monthly)
Class Z GBP Dist (Quarterly)
Class Z GBP Dist (Semi-annual)
Class Z GBP Dist (Annual)
Class Z GBP Hedged Acc
Class Z GBP Hedged Dist (Monthly)
Class Z GBP Hedged Dist (Quarterly)
Class Z GBP Hedged Dist (Semi-annual)
Class Z GBP Hedged Dist (Annual)
Class Z CHF Acc
Class Z CHF Dist (Monthly)
Class Z CHF Dist (Quarterly)
Class Z CHF Dist (Semi-annual)
Class Z CHF Dist (Annual)
Class Z CHF Hedged Acc
Class Z CHF Hedged Dist (Monthly)
Class Z CHF Hedged Dist (Quarterly)
Class Z CHF Hedged Dist (Semi-annual)
Class Z CHF Hedged Dist (Annual)
Class Z SEK Acc
Class Z SEK Dist (Monthly)
Class Z SEK Dist (Quarterly)
Class Z SEK Dist (Semi-annual)
Class Z SEK Dist (Annual)
Class Z SEK Hedged Acc
Class Z SEK Hedged Dist (Monthly)
Class Z SEK Hedged Dist (Quarterly)
Class Z SEK Hedged Dist (Semi-annual)
Class Z SEK Hedged Dist (Annual)
Class Z JPY Acc
Class Z JPY Dist (Monthly)
Class Z JPY Dist (Quarterly)
Class Z JPY Dist (Semi-annual)
Class Z JPY Dist (Annual)
Class Z JPY Hedged Acc
Class Z JPY Hedged Dist (Monthly)
Class Z JPY Hedged Dist (Quarterly)

Class Z JPY Hedged Dist (Semi-annual)
 Class Z JPY Hedged Dist (Annual)
 Class Z NZD Acc
 Class Z NZD Dist (Monthly)
 Class Z NZD Dist (Quarterly)
 Class Z NZD Dist (Semi-annual)
 Class Z NZD Dist (Annual)
 Class Z NZD Hedged Acc
 Class Z NZD Hedged Dist (Monthly)
 Class Z NZD Hedged Dist (Quarterly)
 Class Z NZD Hedged Dist (Semi-annual)
 Class Z NZD Hedged Dist (Annual)
 Class Z AUD Dist (Monthly)
 Class Z AUD Dist (Quarterly)
 Class Z AUD Dist (Semi-annual)
 Class Z AUD Dist (Annual)
 Class Z AUD Acc
 Class Z AUD Hedged Dist (Monthly)
 Class Z AUD Hedged Dist (Quarterly)
 Class Z AUD Hedged Dist (Semi-annual)
 Class Z AUD Hedged Dist (Annual)
 Class Z AUD Hedged Acc
 Class Z SGD Acc
 Class Z SGD Dist (Monthly)
 Class Z SGD Dist (Quarterly)
 Class Z SGD Dist (Semi-annual)
 Class Z SGD Dist (Annual)
 Class Z SGD Hedged Acc
 Class Z SGD Hedged Dist (Monthly)
 Class Z SGD Hedged Dist (Quarterly)
 Class Z SGD Hedged Dist (Semi-annual)
 Class Z SGD Hedged Dist (Annual)

BlackRock Global Unconstrained Equity Fund

Class A USD Acc
 Class A USD Dist (Monthly)
 Class A USD Dist (Quarterly)
 Class A USD Dist (Semi-annual)
 Class A USD Dist (Annual)
 Class A EUR Acc
 Class A EUR Dist (Monthly)
 Class A EUR Dist (Quarterly)
 Class A EUR Dist (Semi-annual)
 Class A EUR Dist (Annual)
 Class A EUR Hedged Acc
 Class A EUR Hedged Dist (Monthly)
 Class A EUR Hedged Dist (Quarterly)
 Class A EUR Hedged Dist (Semi-annual)
 Class A EUR Hedged Dist (Annual)
 Class A GBP Acc
 Class A GBP Dist (Monthly)
 Class A GBP Dist (Quarterly)
 Class A GBP Dist (Semi-annual)
 Class A GBP Dist (Annual)
 Class A GBP Hedged Acc
 Class A GBP Hedged Dist (Monthly)
 Class A GBP Hedged Dist (Quarterly)
 Class A GBP Hedged Dist (Semi-annual)
 Class A GBP Hedged Dist (Annual)
 Class A CHF Acc
 Class A CHF Dist (Monthly)

Class A CHF Dist (Quarterly)
Class A CHF Dist (Semi-annual)
Class A CHF Dist (Annual)
Class A CHF Hedged Acc
Class A CHF Hedged Dist (Monthly)
Class A CHF Hedged Dist (Quarterly)
Class A CHF Hedged Dist (Semi-annual)
Class A CHF Hedged Dist (Annual)
Class A NZD Acc
Class A NZD Dist (Monthly)
Class A NZD Dist (Quarterly)
Class A NZD Dist (Semi-annual)
Class A NZD Dist (Annual)
Class A NZD Hedged Acc
Class A NZD Hedged Dist (Monthly)
Class A NZD Hedged Dist (Quarterly)
Class A NZD Hedged Dist (Semi-annual)
Class A NZD Hedged Dist (Annual)
Class A SGD Hedged Acc
Class D USD Acc
Class D USD Dist (Monthly)
Class D USD Dist (Quarterly)
Class D USD Dist (Semi-annual)
Class D USD Dist (Annual)
Class D EUR Acc
Class D EUR Dist (Monthly)
Class D EUR Dist (Quarterly)
Class D EUR Dist (Semi-annual)
Class D EUR Dist (Annual)
Class D EUR Hedged Acc
Class D EUR Hedged Dist (Monthly)
Class D EUR Hedged Dist (Quarterly)
Class D EUR Hedged Dist (Semi-annual)
Class D EUR Hedged Dist (Annual)
Class D GBP Acc
Class D GBP Dist (Monthly)
Class D GBP Dist (Quarterly)
Class D GBP Dist (Semi-annual)
Class D GBP Dist (Annual)
Class D GBP Hedged Acc
Class D GBP Hedged Dist (Monthly)
Class D GBP Hedged Dist (Quarterly)
Class D GBP Hedged Dist (Semi-annual)
Class D GBP Hedged Dist (Annual)
Class D CHF Acc
Class D CHF Dist (Monthly)
Class D CHF Dist (Quarterly)
Class D CHF Dist (Semi-annual)
Class D CHF Dist (Annual)
Class D CHF Hedged Acc
Class D CHF Hedged Dist (Monthly)
Class D CHF Hedged Dist (Quarterly)
Class D CHF Hedged Dist (Semi-annual)
Class D CHF Hedged Dist (Annual)
Class D JPY Acc
Class D JPY Dist (Monthly)
Class D JPY Dist (Quarterly)
Class D JPY Dist (Semi-annual)
Class D JPY Dist (Annual)
Class D JPY Hedged Acc
Class D JPY Hedged Dist (Monthly)

Class D JPY Hedged Dist (Quarterly)
Class D JPY Hedged Dist (Semi-annual)
Class D JPY Hedged Dist (Annual)
Class DP USD Acc
Class DP USD Dist (Monthly)
Class DP USD Dist (Quarterly)
Class DP USD Dist (Semi-annual)
Class DP USD Dist (Annual)
Class DP JPY Hedged Acc
Class DP JPY Hedged Dist (Monthly)
Class DP JPY Hedged Dist (Quarterly)
Class DP JPY Hedged Dist (Semi-annual)
Class DP JPY Hedged Dist (Annual)
Class DP CHF Acc
Class DP CHF Dist (Monthly)
Class DP CHF Dist (Quarterly)
Class DP CHF Dist (Semi-annual)
Class DP CHF Dist (Annual)
Class DP CHF Hedged Acc
Class DP CHF Hedged Dist (Monthly)
Class DP CHF Hedged Dist (Quarterly)
Class DP CHF Hedged Dist (Semi-annual)
Class DP CHF Hedged Dist (Annual)
Class DP EUR Acc
Class DP EUR Dist (Monthly)
Class DP EUR Dist (Quarterly)
Class DP EUR Dist (Semi-annual)
Class DP EUR Dist (Annual)
Class DP EUR Hedged Acc
Class DP EUR Hedged Dist (Monthly)
Class DP EUR Hedged Dist (Quarterly)
Class DP EUR Hedged Dist (Semi-annual)
Class DP EUR Hedged Dist (Annual)
Class DP GBP Acc
Class DP GBP Dist (Monthly)
Class DP GBP Dist (Quarterly)
Class DP GBP Dist (Semi-annual)
Class DP GBP Dist (Annual)
Class DP GBP Hedged Acc
Class DP GBP Hedged Dist (Monthly)
Class DP GBP Hedged Dist (Quarterly)
Class DP GBP Hedged Dist (Semi-annual)
Class DP GBP Hedged Dist (Annual)
Class DP CAD Acc
Class DP CAD Dist (Monthly)
Class DP CAD Dist (Quarterly)
Class DP CAD Dist (Semi-annual)
Class DP CAD Dist (Annual)
Class DP CAD Hedged Acc
Class DP CAD Hedged Dist (Monthly)
Class DP CAD Hedged Dist (Quarterly)
Class DP CAD Hedged Dist (Semi-annual)
Class DP CAD Hedged Dist (Annual)
Class I JPY Acc
Class I JPY Dist (Monthly)
Class I JPY Dist (Quarterly)
Class I JPY Dist (Semi-annual)
Class I JPY Dist (Annual)
Class I JPY Hedged Acc
Class I JPY Hedged Dist (Monthly)
Class I JPY Hedged Dist (Quarterly)

Class I JPY Hedged Dist (Semi-annual)
Class I JPY Hedged Dist (Annual)
Class X USD Acc
Class X USD Dist (Monthly)
Class X USD Dist (Quarterly)
Class X USD Dist (Semi-annual)
Class X USD Dist (Annual)
Class X AUD Acc
Class X EUR Acc
Class X EUR Dist (Monthly)
Class X EUR Dist (Quarterly)
Class X EUR Dist (Semi-annual)
Class X EUR Dist (Annual)
Class X EUR Hedged Acc
Class X EUR Hedged Dist (Monthly)
Class X EUR Hedged Dist (Quarterly)
Class X EUR Hedged Dist (Semi-annual)
Class X EUR Hedged Dist (Annual)
Class X GBP Acc
Class X GBP Dist (Monthly)
Class X GBP Dist (Quarterly)
Class X GBP Dist (Semi-annual)
Class X GBP Dist (Annual)
Class X GBP Hedged Acc
Class X GBP Hedged Dist (Monthly)
Class X GBP Hedged Dist (Quarterly)
Class X GBP Hedged Dist (Semi-annual)
Class X GBP Hedged Dist (Annual)
Class X CHF Acc
Class X CHF Dist (Monthly)
Class X CHF Dist (Quarterly)
Class X CHF Dist (Semi-annual)
Class X CHF Dist (Annual)
Class X CHF Hedged Acc
Class X CHF Hedged Dist (Monthly)
Class X CHF Hedged Dist (Quarterly)
Class X CHF Hedged Dist (Semi-annual)
Class X CHF Hedged Dist (Annual)
Class X JPY Acc
Class X JPY Dist (Monthly)
Class X JPY Dist (Quarterly)
Class X JPY Dist (Semi-annual)
Class X JPY Dist (Annual)
Class X JPY Hedged Acc
Class X JPY Hedged Dist (Monthly)
Class X JPY Hedged Dist (Quarterly)
Class X JPY Hedged Dist (Semi-annual)
Class X JPY Hedged Dist (Annual)
Class X NZD Acc
Class X NZD Dist (Monthly)
Class X NZD Dist (Quarterly)
Class X NZD Dist (Semi-annual)
Class X NZD Dist (Annual)
Class X NZD Hedged Acc
Class X NZD Hedged Dist (Monthly)
Class X NZD Hedged Dist (Quarterly)
Class X NZD Hedged Dist (Semi-annual)
Class X NZD Hedged Dist (Annual)
Class Z USD Acc
Class Z USD Dist (Monthly)
Class Z USD Dist (Quarterly)

Class Z USD Dist (Semi-annual)
 Class Z USD Dist (Annual)
 Class Z EUR Acc
 Class Z EUR Dist (Monthly)
 Class Z EUR Dist (Quarterly)
 Class Z EUR Dist (Semi-annual)
 Class Z EUR Dist (Annual)
 Class Z EUR Hedged Acc
 Class Z EUR Hedged Dist (Monthly)
 Class Z EUR Hedged Dist (Quarterly)
 Class Z EUR Hedged Dist (Semi-annual)
 Class Z EUR Hedged Dist (Annual)
 Class Z GBP Acc
 Class Z GBP Dist (Monthly)
 Class Z GBP Dist (Quarterly)
 Class Z GBP Dist (Semi-annual)
 Class Z GBP Dist (Annual)
 Class Z GBP Hedged Acc
 Class Z GBP Hedged Dist (Monthly)
 Class Z GBP Hedged Dist (Quarterly)
 Class Z GBP Hedged Dist (Semi-annual)
 Class Z GBP Hedged Dist (Annual)
 Class Z CHF Acc
 Class Z CHF Dist (Monthly)
 Class Z CHF Dist (Quarterly)
 Class Z CHF Dist (Semi-annual)
 Class Z CHF Dist (Annual)
 Class Z CHF Hedged Acc
 Class Z CHF Hedged Dist (Monthly)
 Class Z CHF Hedged Dist (Quarterly)
 Class Z CHF Hedged Dist (Semi-annual)
 Class Z CHF Hedged Dist (Annual)

BlackRock Asian Dragon ESG Screened

Class A USD Acc
 Class A USD Dist (Monthly)
 Class A USD Dist (Quarterly)
 Class A USD Dist (Semi-annual)
 Class A USD Dist (Annual)
 Class A EUR Acc
 Class A EUR Dist (Monthly)
 Class A EUR Dist (Quarterly)
 Class A EUR Dist (Semi-annual)
 Class A EUR Dist (Annual)
 Class A EUR Hedged Acc
 Class A EUR Hedged Dist (Monthly)
 Class A EUR Hedged Dist (Quarterly)
 Class A EUR Hedged Dist (Semi-annual)
 Class A EUR Hedged Dist (Annual)
 Class A GBP Acc
 Class A GBP Dist (Monthly)
 Class A GBP Dist (Quarterly)
 Class A GBP Dist (Semi-annual)
 Class A GBP Dist (Annual)
 Class A GBP Hedged Acc
 Class A GBP Hedged Dist (Monthly)
 Class A GBP Hedged Dist (Quarterly)
 Class A GBP Hedged Dist (Semi-annual)
 Class A GBP Hedged Dist (Annual)
 Class A CHF Acc
 Class A CHF Dist (Monthly)

Class A CHF Dist (Quarterly)
Class A CHF Dist (Semi-annual)
Class A CHF Dist (Annual)
Class A CHF Hedged Acc
Class A CHF Hedged Dist (Monthly)
Class A CHF Hedged Dist (Quarterly)
Class A CHF Hedged Dist (Semi-annual)
Class A CHF Hedged Dist (Annual)
Class D USD Acc
Class D USD Dist (Monthly)
Class D USD Dist (Quarterly)
Class D USD Dist (Semi-annual)
Class D USD Dist (Annual)
Class D EUR Acc
Class D EUR Dist (Monthly)
Class D EUR Dist (Quarterly)
Class D EUR Dist (Semi-annual)
Class D EUR Dist (Annual)
Class D EUR Hedged Acc
Class D EUR Hedged Dist (Monthly)
Class D EUR Hedged Dist (Quarterly)
Class D EUR Hedged Dist (Semi-annual)
Class D EUR Hedged Dist (Annual)
Class D GBP Acc
Class D GBP Dist (Monthly)
Class D GBP Dist (Quarterly)
Class D GBP Dist (Semi-annual)
Class F GBP Dist (Annual)
Class D GBP Hedged Acc
Class D GBP Hedged Dist (Monthly)
Class D GBP Hedged Dist (Quarterly)
Class D GBP Hedged Dist (Semi-annual)
Class D GBP Hedged Dist (Annual)
Class D CHF Acc
Class D CHF Dist (Monthly)
Class D CHF Dist (Quarterly)
Class D CHF Dist (Semi-annual)
Class D CHF Dist (Annual)
Class D CHF Hedged Acc
Class D CHF Hedged Dist (Monthly)
Class D CHF Hedged Dist (Quarterly)
Class D CHF Hedged Dist (Semi-annual)
Class D CHF Hedged Dist (Annual)
Class I USD Acc
Class I USD Dist (Monthly)
Class I USD Dist (Quarterly)
Class I USD Dist (Semi-annual)
Class I USD Dist (Annual)
Class I EUR Acc
Class I EUR Dist (Monthly)
Class I EUR Dist (Quarterly)
Class I EUR Dist (Semi-annual)
Class I EUR Dist (Annual)
Class I EUR Hedged Acc
Class I EUR Hedged Dist (Monthly)
Class I EUR Hedged Dist (Quarterly)
Class I EUR Hedged Dist (Semi-annual)
Class I EUR Hedged Dist (Annual)
Class I GBP Acc
Class I GBP Dist (Monthly)
Class I GBP Dist (Quarterly)

Class I GBP Dist (Semi-annual)
 Class I GBP Dist (Annual)
 Class I GBP Hedged Acc
 Class I GBP Hedged Dist (Monthly)
 Class I GBP Hedged Dist (Quarterly)
 Class I GBP Hedged Dist (Semi-annual)
 Class I GBP Hedged Dist (Annual)
 Class I CHF Acc
 Class I CHF Dist (Monthly)
 Class I CHF Dist (Quarterly)
 Class I CHF Dist (Semi-annual)
 Class I CHF Dist (Annual)
 Class I CHF Hedged Acc
 Class I CHF Hedged Dist (Monthly)
 Class I CHF Hedged Dist (Quarterly)
 Class I CHF Hedged Dist (Semi-annual)
 Class I CHF Hedged Dist (Annual)
 Class I JPY Acc
 Class I JPY Dist (Monthly)
 Class I JPY Dist (Quarterly)
 Class I JPY Dist (Semi-annual)
 Class I JPY Dist (Annual)
 Class I JPY Hedged Acc
 Class I JPY Hedged Dist (Monthly)
 Class I JPY Hedged Dist (Quarterly)
 Class I JPY Hedged Dist (Semi-annual)
 Class I JPY Hedged Dist (Annual)
 Class X USD Acc
 Class X USD Dist (Monthly)
 Class X USD Dist (Quarterly)
 Class X USD Dist (Semi-annual)
 Class X USD Dist (Annual)
 Class X EUR Acc
 Class X EUR Dist (Monthly)
 Class X EUR Dist (Quarterly)
 Class X EUR Dist (Semi-annual)
 Class X EUR Dist (Annual)
 Class X EUR Hedged Acc
 Class X EUR Hedged Dist (Monthly)
 Class X EUR Hedged Dist (Quarterly)
 Class X EUR Hedged Dist (Semi-annual)
 Class X EUR Hedged Dist (Annual)
 Class X GBP Acc
 Class X GBP Dist (Monthly)
 Class X GBP Dist (Quarterly)
 Class X GBP Dist (Semi-annual)
 Class X GBP Dist (Annual)
 Class X GBP Hedged Acc
 Class X GBP Hedged Dist (Monthly)
 Class X GBP Hedged Dist (Quarterly)
 Class X GBP Hedged Dist (Semi-annual)
 Class X GBP Hedged Dist (Annual)
 Class X CHF Acc
 Class X CHF Dist (Monthly)
 Class X CHF Dist (Quarterly)
 Class X CHF Dist (Semi-annual)
 Class X CHF Dist (Annual)
 Class X CHF Hedged Acc
 Class X CHF Hedged Dist (Monthly)
 Class X CHF Hedged Dist (Quarterly)
 Class X CHF Hedged Dist (Semi-annual)

Class X CHF Hedged Dist (Annual)
 Class X JPY Acc
 Class X JPY Dist (Monthly)
 Class X JPY Dist (Quarterly)
 Class X JPY Dist (Semi-annual)
 Class X JPY Dist (Annual)
 Class X JPY Hedged Acc
 Class X JPY Hedged Dist (Monthly)
 Class X JPY Hedged Dist (Quarterly)
 Class X JPY Hedged Dist (Semi-annual)
 Class X JPY Hedged Dist (Annual)
 Class X NZD Acc
 Class X NZD Dist (Monthly)
 Class X NZD Dist (Quarterly)
 Class X NZD Dist (Semi-annual)
 Class X NZD Dist (Annual)
 Class X NZD Hedged Acc
 Class X NZD Hedged Dist (Monthly)
 Class X NZD Hedged Dist (Quarterly)
 Class X NZD Hedged Dist (Semi-annual)
 Class X NZD Hedged Dist (Annual)
 Class Z USD Acc
 Class Z USD Dist (Monthly)
 Class Z USD Dist (Quarterly)
 Class Z USD Dist (Semi-annual)
 Class Z USD Dist (Annual)
 Class Z EUR Acc
 Class Z EUR Dist (Monthly)
 Class Z EUR Dist (Quarterly)
 Class Z EUR Dist (Semi-annual)
 Class Z EUR Dist (Annual)
 Class Z EUR Hedged Acc
 Class Z EUR Hedged Dist (Monthly)
 Class Z EUR Hedged Dist (Quarterly)
 Class Z EUR Hedged Dist (Semi-annual)
 Class Z EUR Hedged Dist (Annual)
 Class Z GBP Acc
 Class Z GBP Dist (Monthly)
 Class Z GBP Dist (Quarterly)
 Class Z GBP Dist (Semi-annual)
 Class Z GBP Dist (Annual)
 Class Z GBP Hedged Acc
 Class Z GBP Hedged Dist (Monthly)
 Class Z GBP Hedged Dist (Quarterly)
 Class Z GBP Hedged Dist (Semi-annual)
 Class Z GBP Hedged Dist (Annual)
 Class Z CHF Acc
 Class Z CHF Dist (Monthly)
 Class Z CHF Dist (Quarterly)
 Class Z CHF Dist (Semi-annual)
 Class Z CHF Dist (Annual)
 Class Z CHF Hedged Acc
 Class Z CHF Hedged Dist (Monthly)
 Class Z CHF Hedged Dist (Quarterly)
 Class Z CHF Hedged Dist (Semi-annual)
 Class Z CHF Hedged Dist (Annual)

BlackRock Emerging Markets ESG Screened Fund

Class A USD Acc
 Class A USD Dist (Monthly)
 Class A USD Dist (Quarterly)

Class A USD Dist (Semi-annual)
Class A USD Dist (Annual)
Class A EUR Acc
Class A EUR Dist (Monthly)
Class A EUR Dist (Quarterly)
Class A EUR Dist (Semi-annual)
Class A EUR Dist (Annual)
Class A EUR Hedged Acc
Class A EUR Hedged Dist (Monthly)
Class A EUR Hedged Dist (Quarterly)
Class A EUR Hedged Dist (Semi-annual)
Class A EUR Hedged Dist (Annual)
Class A GBP Acc
Class A GBP Dist (Monthly)
Class A GBP Dist (Quarterly)
Class A GBP Dist (Semi-annual)
Class A GBP Dist (Annual)
Class A GBP Hedged Acc
Class A GBP Hedged Dist (Monthly)
Class A GBP Hedged Dist (Quarterly)
Class A GBP Hedged Dist (Semi-annual)
Class A GBP Hedged Dist (Annual)
Class A CHF Acc
Class A CHF Dist (Monthly)
Class A CHF Dist (Quarterly)
Class A CHF Dist (Semi-annual)
Class A CHF Dist (Annual)
Class A CHF Hedged Acc
Class A CHF Hedged Dist (Monthly)
Class A CHF Hedged Dist (Quarterly)
Class A CHF Hedged Dist (Semi-annual)
Class A CHF Hedged Dist (Annual)
Class D USD Acc
Class D USD Dist (Monthly)
Class D USD Dist (Quarterly)
Class D USD Dist (Semi-annual)
Class D USD Dist (Annual)
Class D EUR Acc
Class D EUR Dist (Monthly)
Class D EUR Dist (Quarterly)
Class D EUR Dist (Semi-annual)
Class D EUR Dist (Annual)
Class D EUR Hedged Acc
Class D EUR Hedged Dist (Monthly)
Class D EUR Hedged Dist (Quarterly)
Class D EUR Hedged Dist (Semi-annual)
Class D EUR Hedged Dist (Annual)
Class D GBP Acc
Class D GBP Dist (Monthly)
Class D GBP Dist (Quarterly)
Class D GBP Dist (Semi-annual)
Class D GBP Dist (Annual)
Class D GBP Hedged Acc
Class D GBP Hedged Dist (Monthly)
Class D GBP Hedged Dist (Quarterly)
Class D GBP Hedged Dist (Semi-annual)
Class D GBP Hedged Dist (Annual)
Class D CHF Acc
Class D CHF Dist (Monthly)
Class D CHF Dist (Quarterly)
Class D CHF Dist (Semi-annual)

Class D CHF Dist (Annual)
Class D CHF Hedged Acc
Class D CHF Hedged Dist (Monthly)
Class D CHF Hedged Dist (Quarterly)
Class D CHF Hedged Dist (Semi-annual)
Class D CHF Hedged Dist (Annual)
Class I USD Acc
Class I USD Dist (Monthly)
Class I USD Dist (Quarterly)
Class I USD Dist (Semi-annual)
Class I USD Dist (Annual)
Class I EUR Acc
Class I EUR Dist (Monthly)
Class I EUR Dist (Quarterly)
Class I EUR Dist (Semi-annual)
Class I EUR Dist (Annual)
Class I EUR Hedged Acc
Class I EUR Hedged Dist (Monthly)
Class I EUR Hedged Dist (Quarterly)
Class I EUR Hedged Dist (Semi-annual)
Class I EUR Hedged Dist (Annual)
Class I GBP Acc
Class I GBP Dist (Monthly)
Class I GBP Dist (Quarterly)
Class I GBP Dist (Semi-annual)
Class I GBP Dist (Annual)
Class I GBP Hedged Acc
Class I GBP Hedged Dist (Monthly)
Class I GBP Hedged Dist (Quarterly)
Class I GBP Hedged Dist (Semi-annual)
Class I GBP Hedged Dist (Annual)
Class I CHF Acc
Class I CHF Dist (Monthly)
Class I CHF Dist (Quarterly)
Class I CHF Dist (Semi-annual)
Class I CHF Dist (Annual)
Class I CHF Hedged Acc
Class I CHF Hedged Dist (Monthly)
Class I CHF Hedged Dist (Quarterly)
Class I CHF Hedged Dist (Semi-annual)
Class I CHF Hedged Dist (Annual)
Class I JPY Acc
Class I JPY Dist (Monthly)
Class I JPY Dist (Quarterly)
Class I JPY Dist (Semi-annual)
Class I JPY Dist (Annual)
Class I JPY Hedged Acc
Class I JPY Hedged Dist (Monthly)
Class I JPY Hedged Dist (Quarterly)
Class I JPY Hedged Dist (Semi-annual)
Class I JPY Hedged Dist (Annual)
Class X USD Acc
Class X USD Dist (Monthly)
Class X USD Dist (Quarterly)
Class X USD Dist (Semi-annual)
Class X USD Dist (Annual)
Class X EUR Acc
Class X EUR Dist (Monthly)
Class X EUR Dist (Quarterly)
Class X EUR Dist (Semi-annual)
Class X EUR Dist (Annual)

Class X EUR Hedged Acc
Class X EUR Hedged Dist (Monthly)
Class X EUR Hedged Dist (Quarterly)
Class X EUR Hedged Dist (Semi-annual)
Class X EUR Hedged Dist (Annual)
Class X GBP Acc
Class X GBP Dist (Monthly)
Class X GBP Dist (Quarterly)
Class X GBP Dist (Semi-annual)
Class X GBP Dist (Annual)
Class X GBP Hedged Acc
Class X GBP Hedged Dist (Monthly)
Class X GBP Hedged Dist (Quarterly)
Class X GBP Hedged Dist (Semi-annual)
Class X GBP Hedged Dist (Annual)
Class X CHF Acc
Class X CHF Dist (Monthly)
Class X CHF Dist (Quarterly)
Class X CHF Dist (Semi-annual)
Class X CHF Dist (Annual)
Class X CHF Hedged Acc
Class X CHF Hedged Dist (Monthly)
Class X CHF Hedged Dist (Quarterly)
Class X CHF Hedged Dist (Semi-annual)
Class X CHF Hedged Dist (Annual)
Class X JPY Acc
Class X JPY Dist (Monthly)
Class X JPY Dist (Quarterly)
Class X JPY Dist (Semi-annual)
Class X JPY Dist (Annual)
Class X JPY Hedged Acc
Class X JPY Hedged Dist (Monthly)
Class X JPY Hedged Dist (Quarterly)
Class X JPY Hedged Dist (Semi-annual)
Class X JPY Hedged Dist (Annual)
Class X NZD Acc
Class X NZD Dist (Monthly)
Class X NZD Dist (Quarterly)
Class X NZD Dist (Semi-annual)
Class X NZD Dist (Annual)
Class X NZD Hedged Acc
Class X NZD Hedged Dist (Monthly)
Class X NZD Hedged Dist (Quarterly)
Class X NZD Hedged Dist (Semi-annual)
Class X NZD Hedged Dist (Annual)
Class Z USD Acc
Class Z USD Dist (Monthly)
Class Z USD Dist (Quarterly)
Class Z USD Dist (Semi-annual)
Class Z USD Dist (Annual)
Class Z EUR Acc
Class Z EUR Dist (Monthly)
Class Z EUR Dist (Quarterly)
Class Z EUR Dist (Semi-annual)
Class Z EUR Dist (Annual)
Class Z EUR Hedged Acc
Class Z EUR Hedged Dist (Monthly)
Class Z EUR Hedged Dist (Quarterly)
Class Z EUR Hedged Dist (Semi-annual)
Class Z EUR Hedged Dist (Annual)
Class Z GBP Acc

Class Z GBP Dist (Monthly)
 Class Z GBP Dist (Quarterly)
 Class Z GBP Dist (Semi-annual)
 Class Z GBP Dist (Annual)
 Class Z GBP Hedged Acc
 Class Z GBP Hedged Dist (Monthly)
 Class Z GBP Hedged Dist (Quarterly)
 Class Z GBP Hedged Dist (Semi-annual)
 Class Z GBP Hedged Dist (Annual)
 Class Z CHF Acc
 Class Z CHF Dist (Monthly)
 Class Z CHF Dist (Quarterly)
 Class Z CHF Dist (Semi-annual)
 Class Z CHF Dist (Annual)
 Class Z CHF Hedged Acc
 Class Z CHF Hedged Dist (Monthly)
 Class Z CHF Hedged Dist (Quarterly)
 Class Z CHF Hedged Dist (Semi-annual)
 Class Z CHF Hedged Dist (Annual)

BlackRock Euro-Markets ESG Screened Fund

Class A EUR Acc
 Class A EUR Dist (Monthly)
 Class A EUR Dist (Quarterly)
 Class A EUR Dist (Semi-annual)
 Class A EUR Dist (Annual)
 Class A USD Acc
 Class A USD Dist (Monthly)
 Class A USD Dist (Quarterly)
 Class A USD Dist (Semi-annual)
 Class A USD Dist (Annual)
 Class A USD Hedged Acc
 Class A USD Hedged Dist (Monthly)
 Class A USD Hedged Dist (Quarterly)
 Class A USD Hedged Dist (Semi-annual)
 Class A USD Hedged Dist (Annual)
 Class A GBP Acc
 Class A GBP Dist (Monthly)
 Class A GBP Dist (Quarterly)
 Class A GBP Dist (Semi-annual)
 Class A GBP Dist (Annual)
 Class A GBP Hedged Acc
 Class A GBP Hedged Dist (Monthly)
 Class A GBP Hedged Dist (Quarterly)
 Class A GBP Hedged Dist (Semi-annual)
 Class A GBP Hedged Dist (Annual)
 Class A CHF Acc
 Class A CHF Dist (Monthly)
 Class A CHF Dist (Quarterly)
 Class A CHF Dist (Semi-annual)
 Class A CHF Dist (Annual)
 Class A CHF Hedged Acc
 Class A CHF Hedged Dist (Monthly)
 Class A CHF Hedged Dist (Quarterly)
 Class A CHF Hedged Dist (Semi-annual)
 Class A CHF Hedged Dist (Annual)
 Class D EUR Acc
 Class D EUR Dist (Monthly)
 Class D EUR Dist (Quarterly)
 Class D EUR Dist (Semi-annual)
 Class D EUR Dist (Annual)

Class D USD Acc
Class D USD Dist (Monthly)
Class D USD Dist (Quarterly)
Class D USD Dist (Semi-annual)
Class D USD Dist (Annual)
Class D USD Hedged Acc
Class D USD Hedged Dist (Monthly)
Class D USD Hedged Dist (Quarterly)
Class D USD Hedged Dist (Semi-annual)
Class D USD Hedged Dist (Annual)
Class D GBP Acc
Class D GBP Dist (Monthly)
Class D GBP Dist (Quarterly)
Class D GBP Dist (Semi-annual)
Class D GBP Dist (Annual)
Class D GBP Hedged Acc
Class D GBP Hedged Dist (Monthly)
Class D GBP Hedged Dist (Quarterly)
Class D GBP Hedged Dist (Semi-annual)
Class D GBP Hedged Dist (Annual)
Class D CHF Acc
Class D CHF Dist (Monthly)
Class D CHF Dist (Quarterly)
Class D CHF Dist (Semi-annual)
Class D CHF Dist (Annual)
Class D CHF Hedged Acc
Class D CHF Hedged Dist (Monthly)
Class D CHF Hedged Dist (Quarterly)
Class D CHF Hedged Dist (Semi-annual)
Class D CHF Hedged Dist (Annual)
Class I EUR Acc
Class I EUR Dist (Monthly)
Class I EUR Dist (Quarterly)
Class I EUR Dist (Semi-annual)
Class I EUR Dist (Annual)
Class I USD Acc
Class I USD Dist (Monthly)
Class I USD Dist (Quarterly)
Class I USD Dist (Semi-annual)
Class I USD Dist (Annual)
Class I USD Hedged Acc
Class I USD Hedged Dist (Monthly)
Class I USD Hedged Dist (Quarterly)
Class I USD Hedged Dist (Semi-annual)
Class I USD Hedged Dist (Annual)
Class I GBP Acc
Class I GBP Dist (Monthly)
Class I GBP Dist (Quarterly)
Class I GBP Dist (Semi-annual)
Class I GBP Dist (Annual)
Class I GBP Hedged Acc
Class I GBP Hedged Dist (Monthly)
Class I GBP Hedged Dist (Quarterly)
Class I GBP Hedged Dist (Semi-annual)
Class I GBP Hedged Dist (Annual)
Class I CHF Acc
Class I CHF Dist (Monthly)
Class I CHF Dist (Quarterly)
Class I CHF Dist (Semi-annual)
Class I CHF Dist (Annual)
Class I CHF Hedged Acc

Class I CHF Hedged Dist (Monthly)
Class I CHF Hedged Dist (Quarterly)
Class I CHF Hedged Dist (Semi-annual)
Class I CHF Hedged Dist (Annual)
Class I JPY Acc
Class I JPY Dist (Monthly)
Class I JPY Dist (Quarterly)
Class I JPY Dist (Semi-annual)
Class I JPY Dist (Annual)
Class I JPY Hedged Acc
Class I JPY Hedged Dist (Monthly)
Class I JPY Hedged Dist (Quarterly)
Class I JPY Hedged Dist (Semi-annual)
Class I JPY Hedged Dist (Annual)
Class X EUR Acc
Class X EUR Dist (Monthly)
Class X EUR Dist (Quarterly)
Class X EUR Dist (Semi-annual)
Class X EUR Dist (Annual)
Class X USD Acc
Class X USD Dist (Monthly)
Class X USD Dist (Quarterly)
Class X USD Dist (Semi-annual)
Class X USD Dist (Annual)
Class X USD Hedged Acc
Class X USD Hedged Dist (Monthly)
Class X USD Hedged Dist (Quarterly)
Class X USD Hedged Dist (Semi-annual)
Class X USD Hedged Dist (Annual)
Class X GBP Acc
Class X GBP Dist (Monthly)
Class X GBP Dist (Quarterly)
Class X GBP Dist (Semi-annual)
Class X GBP Dist (Annual)
Class X GBP Hedged Acc
Class X GBP Hedged Dist (Monthly)
Class X GBP Hedged Dist (Quarterly)
Class X GBP Hedged Dist (Semi-annual)
Class X GBP Hedged Dist (Annual)
Class X CHF Acc
Class X CHF Dist (Monthly)
Class X CHF Dist (Quarterly)
Class X CHF Dist (Semi-annual)
Class X CHF Dist (Annual)
Class X CHF Hedged Acc
Class X CHF Hedged Dist (Monthly)
Class X CHF Hedged Dist (Quarterly)
Class X CHF Hedged Dist (Semi-annual)
Class X CHF Hedged Dist (Annual)
Class X JPY Acc
Class X JPY Dist (Monthly)
Class X JPY Dist (Quarterly)
Class X JPY Dist (Semi-annual)
Class X JPY Dist (Annual)
Class X JPY Hedged Acc
Class X JPY Hedged Dist (Monthly)
Class X JPY Hedged Dist (Quarterly)
Class X JPY Hedged Dist (Semi-annual)
Class X JPY Hedged Dist (Annual)
Class X NZD Acc
Class X NZD Dist (Monthly)

Class X NZD Dist (Quarterly)
 Class X NZD Dist (Semi-annual)
 Class X NZD Dist (Annual)
 Class X NZD Hedged Acc
 Class X NZD Hedged Dist (Monthly)
 Class X NZD Hedged Dist (Quarterly)
 Class X NZD Hedged Dist (Semi-annual)
 Class X NZD Hedged Dist (Annual)
 Class Z EUR Acc
 Class Z EUR Dist (Monthly)
 Class Z EUR Dist (Quarterly)
 Class Z EUR Dist (Semi-annual)
 Class Z EUR Dist (Annual)
 Class Z USD Acc
 Class Z USD Dist (Monthly)
 Class Z USD Dist (Quarterly)
 Class Z USD Dist (Semi-annual)
 Class Z USD Dist (Annual)
 Class Z USD Hedged Acc
 Class Z USD Hedged Dist (Monthly)
 Class Z USD Hedged Dist (Quarterly)
 Class Z USD Hedged Dist (Semi-annual)
 Class Z USD Hedged Dist (Annual)
 Class Z GBP Acc
 Class Z GBP Dist (Monthly)
 Class Z GBP Dist (Quarterly)
 Class Z GBP Dist (Semi-annual)
 Class Z GBP Dist (Annual)
 Class Z GBP Hedged Acc
 Class Z GBP Hedged Dist (Monthly)
 Class Z GBP Hedged Dist (Quarterly)
 Class Z GBP Hedged Dist (Semi-annual)
 Class Z GBP Hedged Dist (Annual)
 Class Z CHF Acc
 Class Z CHF Dist (Monthly)
 Class Z CHF Dist (Quarterly)
 Class Z CHF Dist (Semi-annual)
 Class Z CHF Dist (Annual)
 Class Z CHF Hedged Acc
 Class Z CHF Hedged Dist (Monthly)
 Class Z CHF Hedged Dist (Quarterly)
 Class Z CHF Hedged Dist (Semi-annual)
 Class Z CHF Hedged Dist (Annual)

BlackRock US Flexible Equity ESG Screened Fund

Class A USD Acc
 Class A USD Dist (Monthly)
 Class A USD Dist (Quarterly)
 Class A USD Dist (Semi-annual)
 Class A USD Dist (Annual)
 Class A EUR Acc
 Class A EUR Dist (Monthly)
 Class A EUR Dist (Quarterly)
 Class A EUR Dist (Semi-annual)
 Class A EUR Dist (Annual)
 Class A EUR Hedged Acc
 Class A EUR Hedged Dist (Monthly)
 Class A EUR Hedged Dist (Quarterly)
 Class A EUR Hedged Dist (Semi-annual)
 Class A EUR Hedged Dist (Annual)
 Class A GBP Acc

Class A GBP Dist (Monthly)
Class A GBP Dist (Quarterly)
Class A GBP Dist (Semi-annual)
Class A GBP Dist (Annual)
Class A GBP Hedged Acc
Class A GBP Hedged Dist (Monthly)
Class A GBP Hedged Dist (Quarterly)
Class A GBP Hedged Dist (Semi-annual)
Class A GBP Hedged Dist (Annual)
Class A CHF Acc
Class A CHF Dist (Monthly)
Class A CHF Dist (Quarterly)
Class A CHF Dist (Semi-annual)
Class A CHF Dist (Annual)
Class A CHF Hedged Acc
Class A CHF Hedged Dist (Monthly)
Class A CHF Hedged Dist (Quarterly)
Class A CHF Hedged Dist (Semi-annual)
Class A CHF Hedged Dist (Annual)
Class D USD Acc
Class D USD Dist (Monthly)
Class D USD Dist (Quarterly)
Class D USD Dist (Semi-annual)
Class D USD Dist (Annual)
Class D EUR Acc
Class D EUR Dist (Monthly)
Class D EUR Dist (Quarterly)
Class D EUR Dist (Semi-annual)
Class D EUR Dist (Annual)
Class D EUR Hedged Acc
Class D EUR Hedged Dist (Monthly)
Class D EUR Hedged Dist (Quarterly)
Class D EUR Hedged Dist (Semi-annual)
Class D EUR Hedged Dist (Annual)
Class D GBP Acc
Class D GBP Dist (Monthly)
Class D GBP Dist (Quarterly)
Class D GBP Dist (Semi-annual)
Class D GBP Dist (Annual)
Class D GBP Hedged Acc
Class D GBP Hedged Dist (Monthly)
Class D GBP Hedged Dist (Quarterly)
Class D GBP Hedged Dist (Semi-annual)
Class D GBP Hedged Dist (Annual)
Class D CHF Acc
Class D CHF Dist (Monthly)
Class D CHF Dist (Quarterly)
Class D CHF Dist (Semi-annual)
Class D CHF Dist (Annual)
Class D CHF Hedged Acc
Class D CHF Hedged Dist (Monthly)
Class D CHF Hedged Dist (Quarterly)
Class D CHF Hedged Dist (Semi-annual)
Class D CHF Hedged Dist (Annual)
Class I USD Acc
Class I USD Dist (Monthly)
Class I USD Dist (Quarterly)
Class I USD Dist (Semi-annual)
Class I USD Dist (Annual)
Class I EUR Acc
Class I EUR Dist (Monthly)

Class I EUR Dist (Quarterly)
Class I EUR Dist (Semi-annual)
Class I EUR Dist (Annual)
Class I EUR Hedged Acc
Class I EUR Hedged Dist (Monthly)
Class I EUR Hedged Dist (Quarterly)
Class I EUR Hedged Dist (Semi-annual)
Class I EUR Hedged Dist (Annual)
Class I GBP Acc
Class I GBP Dist (Monthly)
Class I GBP Dist (Quarterly)
Class I GBP Dist (Semi-annual)
Class I GBP Dist (Annual)
Class I GBP Hedged Acc
Class I GBP Hedged Dist (Monthly)
Class I GBP Hedged Dist (Quarterly)
Class I GBP Hedged Dist (Semi-annual)
Class I GBP Hedged Dist (Annual)
Class I CHF Acc
Class I CHF Dist (Monthly)
Class I CHF Dist (Quarterly)
Class I CHF Dist (Semi-annual)
Class I CHF Dist (Annual)
Class I CHF Hedged Acc
Class I CHF Hedged Dist (Monthly)
Class I CHF Hedged Dist (Quarterly)
Class I CHF Hedged Dist (Semi-annual)
Class I CHF Hedged Dist (Annual)
Class I JPY Acc
Class I JPY Dist (Monthly)
Class I JPY Dist (Quarterly)
Class I JPY Dist (Semi-annual)
Class I JPY Dist (Annual)
Class I JPY Hedged Acc
Class I JPY Hedged Dist (Monthly)
Class I JPY Hedged Dist (Quarterly)
Class I JPY Hedged Dist (Semi-annual)
Class I JPY Hedged Dist (Annual)
Class X USD Acc
Class X USD Dist (Monthly)
Class X USD Dist (Quarterly)
Class X USD Dist (Semi-annual)
Class X USD Dist (Annual)
Class X EUR Acc
Class X EUR Dist (Monthly)
Class X EUR Dist (Quarterly)
Class X EUR Dist (Semi-annual)
Class X EUR Dist (Annual)
Class X EUR Hedged Acc
Class X EUR Hedged Dist (Monthly)
Class X EUR Hedged Dist (Quarterly)
Class X EUR Hedged Dist (Semi-annual)
Class X EUR Hedged Dist (Annual)
Class X GBP Acc
Class X GBP Dist (Monthly)
Class X GBP Dist (Quarterly)
Class X GBP Dist (Semi-annual)
Class X GBP Dist (Annual)
Class X GBP Hedged Acc
Class X GBP Hedged Dist (Monthly)
Class X GBP Hedged Dist (Quarterly)

Class X GBP Hedged Dist (Semi-annual)
Class X GBP Hedged Dist (Annual)
Class X CHF Acc
Class X CHF Dist (Monthly)
Class X CHF Dist (Quarterly)
Class X CHF Dist (Semi-annual)
Class X CHF Dist (Annual)
Class X CHF Hedged Acc
Class X CHF Hedged Dist (Monthly)
Class X CHF Hedged Dist (Quarterly)
Class X CHF Hedged Dist (Semi-annual)
Class X CHF Hedged Dist (Annual)
Class X JPY Acc
Class X JPY Dist (Monthly)
Class X JPY Dist (Quarterly)
Class X JPY Dist (Semi-annual)
Class X JPY Dist (Annual)
Class X JPY Hedged Acc
Class X JPY Hedged Dist (Monthly)
Class X JPY Hedged Dist (Quarterly)
Class X JPY Hedged Dist (Semi-annual)
Class X JPY Hedged Dist (Annual)
Class X NZD Acc
Class X NZD Dist (Monthly)
Class X NZD Dist (Quarterly)
Class X NZD Dist (Semi-annual)
Class X NZD Dist (Annual)
Class X NZD Hedged Acc
Class X NZD Hedged Dist (Monthly)
Class X NZD Hedged Dist (Quarterly)
Class X NZD Hedged Dist (Semi-annual)
Class X NZD Hedged Dist (Annual)
Class Z USD Acc
Class Z USD Dist (Monthly)
Class Z USD Dist (Quarterly)
Class Z USD Dist (Semi-annual)
Class Z USD Dist (Annual)
Class Z EUR Acc
Class Z EUR Dist (Monthly)
Class Z EUR Dist (Quarterly)
Class Z EUR Dist (Semi-annual)
Class Z EUR Dist (Annual)
Class Z EUR Hedged Acc
Class Z EUR Hedged Dist (Monthly)
Class Z EUR Hedged Dist (Quarterly)
Class Z EUR Hedged Dist (Semi-annual)
Class Z EUR Hedged Dist (Annual)
Class Z GBP Acc
Class Z GBP Dist (Monthly)
Class Z GBP Dist (Quarterly)
Class Z GBP Dist (Semi-annual)
Class Z GBP Dist (Annual)
Class Z GBP Hedged Acc
Class Z GBP Hedged Dist (Monthly)
Class Z GBP Hedged Dist (Quarterly)
Class Z GBP Hedged Dist (Semi-annual)
Class Z GBP Hedged Dist (Annual)
Class Z CHF Acc
Class Z CHF Dist (Monthly)
Class Z CHF Dist (Quarterly)
Class Z CHF Dist (Semi-annual)

Class Z CHF Dist (Annual)
Class Z CHF Hedged Acc
Class Z CHF Hedged Dist (Monthly)
Class Z CHF Hedged Dist (Quarterly)
Class Z CHF Hedged Dist (Semi-annual)
Class Z CHF Hedged Dist (Annual)

BlackRock Global Impact Fund

Class A USD Acc
Class A USD Dist (Monthly)
Class A USD Dist (Quarterly)
Class A USD Dist (Semi-annual)
Class A USD Dist (Annual)
Class A EUR Acc
Class A EUR Dist (Monthly)
Class A EUR Dist (Quarterly)
Class A EUR Dist (Semi-annual)
Class A EUR Dist (Annual)
Class A EUR Hedged Acc
Class A EUR Hedged Dist (Monthly)
Class A EUR Hedged Dist (Quarterly)
Class A EUR Hedged Dist (Semi-annual)
Class A EUR Hedged Dist (Annual)
Class A GBP Acc
Class A GBP Dist (Monthly)
Class A GBP Dist (Quarterly)
Class A GBP Dist (Semi-annual)
Class A GBP Dist (Annual)
Class A GBP Hedged Acc
Class A GBP Hedged Dist (Monthly)
Class A GBP Hedged Dist (Quarterly)
Class A GBP Hedged Dist (Semi-annual)
Class A GBP Hedged Dist (Annual)
Class A CHF Acc
Class A CHF Dist (Monthly)
Class A CHF Dist (Quarterly)
Class A CHF Dist (Semi-annual)
Class A CHF Dist (Annual)
Class A CHF Hedged Acc
Class A CHF Hedged Dist (Monthly)
Class A CHF Hedged Dist (Quarterly)
Class A CHF Hedged Dist (Semi-annual)
Class A CHF Hedged Dist (Annual)
Class A NZD Acc
Class A NZD Dist (Monthly)
Class A NZD Dist (Quarterly)
Class A NZD Dist (Semi-annual)
Class A NZD Dist (Annual)
Class A NZD Hedged Acc
Class A NZD Hedged Dist (Monthly)
Class A NZD Hedged Dist (Quarterly)
Class A NZD Hedged Dist (Semi-annual)
Class A NZD Hedged Dist (Annual)
Class D USD Acc
Class D USD Dist (Monthly)
Class D USD Dist (Quarterly)
Class D USD Dist (Semi-annual)
Class D USD Dist (Annual)
Class D EUR Acc
Class D EUR Dist (Monthly)
Class D EUR Dist (Quarterly)

Class D EUR Dist (Semi-annual)
Class D EUR Dist (Annual)
Class D EUR Hedged Acc
Class D EUR Hedged Dist (Monthly)
Class D EUR Hedged Dist (Quarterly)
Class D EUR Hedged Dist (Semi-annual)
Class D EUR Hedged Dist (Annual)
Class D GBP Acc
Class D GBP Dist (Monthly)
Class D GBP Dist (Quarterly)
Class D GBP Dist (Semi-annual)
Class D GBP Dist (Annual)
Class D GBP Hedged Acc
Class D GBP Hedged Dist (Monthly)
Class D GBP Hedged Dist (Quarterly)
Class D GBP Hedged Dist (Semi-annual)
Class D GBP Hedged Dist (Annual)
Class D CHF Acc
Class D CHF Dist (Monthly)
Class D CHF Dist (Quarterly)
Class D CHF Dist (Semi-annual)
Class D CHF Dist (Annual)
Class D CHF Hedged Acc
Class D CHF Hedged Dist (Monthly)
Class D CHF Hedged Dist (Quarterly)
Class D CHF Hedged Dist (Semi-annual)
Class D CHF Hedged Dist (Annual)
Class D NZD Acc
Class D NZD Dist (Monthly)
Class D NZD Dist (Quarterly)
Class D NZD Dist (Semi-annual)
Class D NZD Dist (Annual)
Class D NZD Hedged Acc
Class D NZD Hedged Dist (Monthly)
Class D NZD Hedged Dist (Quarterly)
Class D NZD Hedged Dist (Semi-annual)
Class D NZD Hedged Dist (Annual)
Class I USD Dist (Monthly)
Class I USD Dist (Quarterly)
Class I USD Dist (Semi-annual)
Class I USD Dist (Annual)
Class I EUR Acc
Class I EUR Dist (Monthly)
Class I EUR Dist (Quarterly)
Class I EUR Dist (Semi-annual)
Class I EUR Dist (Annual)
Class I EUR Hedged Acc
Class I EUR Hedged Dist (Monthly)
Class I EUR Hedged Dist (Quarterly)
Class I EUR Hedged Dist (Semi-annual)
Class I EUR Hedged Dist (Annual)
Class I GBP Acc
Class I GBP Dist (Monthly)
Class I GBP Dist (Quarterly)
Class I GBP Dist (Semi-annual)
Class I GBP Dist (Annual)
Class I GBP Hedged Acc
Class I GBP Hedged Dist (Monthly)
Class I GBP Hedged Dist (Quarterly)
Class I GBP Hedged Dist (Semi-annual)
Class I GBP Hedged Dist (Annual)

Class I CHF Acc
Class I CHF Dist (Monthly)
Class I CHF Dist (Quarterly)
Class I CHF Dist (Semi-annual)
Class I CHF Dist (Annual)
Class I CHF Hedged Acc
Class I CHF Hedged Dist (Monthly)
Class I CHF Hedged Dist (Quarterly)
Class I CHF Hedged Dist (Semi-annual)
Class I CHF Hedged Dist (Annual)
Class I JPY Acc
Class I JPY Dist (Monthly)
Class I JPY Dist (Quarterly)
Class I JPY Dist (Semi-annual)
Class I JPY Dist (Annual)
Class I JPY Hedged Acc
Class I JPY Hedged Dist (Monthly)
Class I JPY Hedged Dist (Quarterly)
Class I JPY Hedged Dist (Semi-annual)
Class I JPY Hedged Dist (Annual)
Class I NZD Acc
Class I NZD Dist (Monthly)
Class I NZD Dist (Quarterly)
Class I NZD Dist (Semi-annual)
Class I NZD Dist (Annual)
Class I NZD Hedged Acc
Class I NZD Hedged Dist (Monthly)
Class I NZD Hedged Dist (Quarterly)
Class I NZD Hedged Dist (Semi-annual)
Class I NZD Hedged Dist (Annual)
Class X AUD Acc
Class X AUD Dist (Monthly)
Class X AUD Dist (Quarterly)
Class X AUD Dist (Semi-annual)
Class X AUD Dist (Annual)
Class X AUD Hedged Acc
Class X AUD Hedged Dist (Monthly)
Class X AUD Hedged Dist (Quarterly)
Class X AUD Hedged Dist (Semi-annual)
Class X AUD Hedged Dist (Annual)
Class X USD Acc
Class X USD Dist (Monthly)
Class X USD Dist (Quarterly)
Class X USD Dist (Semi-annual)
Class X USD Dist (Annual)
Class X EUR Acc
Class X EUR Dist (Monthly)
Class X EUR Dist (Quarterly)
Class X EUR Dist (Semi-annual)
Class X EUR Dist (Annual)
Class X EUR Hedged Acc
Class X EUR Hedged Dist (Monthly)
Class X EUR Hedged Dist (Quarterly)
Class X EUR Hedged Dist (Semi-annual)
Class X EUR Hedged Dist (Annual)
Class X GBP Acc
Class X GBP Dist (Monthly)
Class X GBP Dist (Quarterly)
Class X GBP Dist (Semi-annual)
Class X GBP Dist (Annual)
Class X GBP Hedged Acc

Class X GBP Hedged Dist (Monthly)
Class X GBP Hedged Dist (Quarterly)
Class X GBP Hedged Dist (Semi-annual)
Class X GBP Hedged Dist (Annual)
Class X CHF Acc
Class X CHF Dist (Monthly)
Class X CHF Dist (Quarterly)
Class X CHF Dist (Semi-annual)
Class X CHF Dist (Annual)
Class X CHF Hedged Acc
Class X CHF Hedged Dist (Monthly)
Class X CHF Hedged Dist (Quarterly)
Class X CHF Hedged Dist (Semi-annual)
Class X CHF Hedged Dist (Annual)
Class X JPY Acc
Class X JPY Dist (Monthly)
Class X JPY Dist (Quarterly)
Class X JPY Dist (Semi-annual)
Class Z JPY Dist (Annual)
Class X JPY Hedged Acc
Class X JPY Hedged Dist (Monthly)
Class X JPY Hedged Dist (Quarterly)
Class X JPY Hedged Dist (Semi-annual)
Class X JPY Hedged Dist (Annual)
Class X NZD Acc
Class X NZD Dist (Monthly)
Class X NZD Dist (Quarterly)
Class X NZD Dist (Semi-annual)
Class X NZD Dist (Annual)
Class X NZD Hedged Acc
Class X NZD Hedged Dist (Monthly)
Class X NZD Hedged Dist (Quarterly)
Class X NZD Hedged Dist (Semi-annual)
Class X NZD Hedged Dist (Annual)
Class Z USD Acc
Class Z USD Dist (Monthly)
Class Z USD Dist (Quarterly)
Class Z USD Dist (Semi-annual)
Class Z USD Dist (Annual)
Class Z EUR Acc
Class Z EUR Dist (Monthly)
Class Z EUR Dist (Quarterly)
Class Z EUR Dist (Semi-annual)
Class Z EUR Dist (Annual)
Class Z EUR Hedged Acc
Class Z EUR Hedged Dist (Monthly)
Class Z EUR Hedged Dist (Quarterly)
Class Z EUR Hedged Dist (Semi-annual)
Class Z EUR Hedged Dist (Annual)
Class Z GBP Acc
Class Z GBP Dist (Monthly)
Class Z GBP Dist (Quarterly)
Class Z GBP Dist (Semi-annual)
Class Z GBP Dist (Annual)
Class Z GBP Hedged Acc
Class Z GBP Hedged Dist (Monthly)
Class Z GBP Hedged Dist (Quarterly)
Class Z GBP Hedged Dist (Semi-annual)
Class Z GBP Hedged Dist (Annual)
Class Z CHF Acc
Class Z CHF Dist (Monthly)

Class Z CHF Dist (Quarterly)
Class Z CHF Dist (Semi-annual)
Class Z CHF Dist (Annual)
Class Z CHF Hedged Acc
Class Z CHF Hedged Dist (Monthly)
Class Z CHF Hedged Dist (Quarterly)
Class Z CHF Hedged Dist (Semi-annual)
Class Z CHF Hedged Dist (Annual)
Class Z JPY Acc
Class Z NZD Acc
Class Z NZD Dist (Monthly)
Class Z NZD Dist (Quarterly)
Class Z NZD Dist (Semi-annual)
Class Z NZD Dist (Annual)
Class Z NZD Hedged Acc
Class Z NZD Hedged Dist (Monthly)
Class Z NZD Hedged Dist (Quarterly)
Class Z NZD Hedged Dist (Semi-annual)
Class Z NZD Hedged Dist (Annual)
Class S USD Acc
Class S USD Dist (Monthly)
Class S USD Dist (Quarterly)
Class S USD Dist (Semi-annual)
Class S USD Dist (Annual)
Class S EUR Acc
Class S EUR Dist (Monthly)
Class S EUR Dist (Quarterly)
Class S EUR Dist (Semi-annual)
Class S EUR Dist (Annual)
Class S EUR Hedged Acc
Class S EUR Hedged Dist (Monthly)
Class S EUR Hedged Dist (Quarterly)
Class S EUR Hedged Dist (Semi-annual)
Class S EUR Hedged Dist (Annual)
Class S GBP Acc
Class S GBP Dist (Monthly)
Class S GBP Dist (Quarterly)
Class S GBP Dist (Semi-annual)
Class S GBP Dist (Annual)
Class S GBP Hedged Acc
Class S GBP Hedged Dist (Monthly)
Class S GBP Hedged Dist (Quarterly)
Class S GBP Hedged Dist (Semi-annual)
Class S GBP Hedged Dist (Annual)
Class S CHF Acc
Class S CHF Dist (Monthly)
Class S CHF Dist (Quarterly)
Class S CHF Dist (Semi-annual)
Class S CHF Dist (Annual)
Class S CHF Hedged Acc
Class S CHF Hedged Dist (Monthly)
Class S CHF Hedged Dist (Quarterly)
Class S CHF Hedged Dist (Semi-annual)
Class S CHF Hedged Dist (Annual)
Class S NZD Acc
Class S NZD Dist (Monthly)
Class S NZD Dist (Quarterly)
Class S NZD Dist (Semi-annual)
Class S NZD Dist (Annual)
Class S NZD Hedged Acc
Class S NZD Hedged Dist (Monthly)

Class S NZD Hedged Dist (Quarterly)
 Class S NZD Hedged Dist (Semi-annual)
 Class S NZD Hedged Dist (Annual)
 Class SI USD Acc
 Class SI USD Dist (Monthly)
 Class SI USD Dist (Quarterly)
 Class SI USD Dist (Semi-annual)
 Class SI USD Dist (Annual)
 Class SI EUR Acc
 Class SI EUR Dist (Monthly)
 Class SI EUR Dist (Quarterly)
 Class SI EUR Dist (Semi-annual)
 Class SI EUR Dist (Annual)
 Class SI EUR Hedged Acc
 Class SI EUR Hedged Dist (Monthly)
 Class SI EUR Hedged Dist (Quarterly)
 Class SI EUR Hedged Dist (Semi-annual)
 Class SI EUR Hedged Dist (Annual)
 Class SI GBP Acc
 Class SI GBP Dist (Monthly)
 Class SI GBP Dist (Quarterly)
 Class SI GBP Dist (Semi-annual)
 Class SI GBP Dist (Annual)
 Class SI GBP Hedged Acc
 Class SI GBP Hedged Dist (Monthly)
 Class SI GBP Hedged Dist (Quarterly)
 Class SI GBP Hedged Dist (Semi-annual)
 Class SI GBP Hedged Dist (Annual)
 Class SI CHF Acc
 Class SI CHF Dist (Monthly)
 Class SI CHF Dist (Quarterly)
 Class SI CHF Dist (Semi-annual)
 Class SI CHF Dist (Annual)
 Class SI CHF Hedged Acc
 Class SI CHF Hedged Dist (Monthly)
 Class SI CHF Hedged Dist (Quarterly)
 Class SI CHF Hedged Dist (Semi-annual)
 Class SI CHF Hedged Dist (Annual)
 Class SI NZD Acc
 Class SI NZD Dist (Monthly)
 Class SI NZD Dist (Quarterly)
 Class SI E NZD Dist (Semi-annual)
 Class SI NZD Dist (Annual)
 Class SI NZD Hedged Acc
 Class SI NZD Hedged Dist (Monthly)
 Class SI NZD Hedged Dist (Quarterly)
 Class SI NZD Hedged Dist (Semi-annual)
 Class SI NZD Hedged Dist (Annual)

BlackRock Global Corporate Sustainable Credit Screened Fund

Class A USD Acc
 Class A CHF Hedged Acc
 Class A DKK Hedged Acc
 Class A EUR Hedged Acc
 Class A GBP Hedged Acc
 Class A JPY Hedged Acc
 Class A SEK Hedged Acc
 Class D USD Acc
 Class D USD Dist (Monthly)
 Class D USD Dist (Quarterly)
 Class D USD Dist (Semi-annual)

Class D USD Dist (Annual)
Class D CHF Hedged Acc
Class D CHF Hedged Dist (Monthly)
Class D CHF Hedged Dist (Quarterly)
Class D CHF Hedged Dist (Semi-annual)
Class D CHF Hedged Dist (Annual)
Class D DKK Hedged Acc
Class D DKK Hedged Dist (Monthly)
Class D DKK Hedged Dist (Quarterly)
Class D DKK Hedged Dist (Semi-annual)
Class D DKK Hedged Dist (Annual)
Class D EUR Hedged Acc
Class D EUR Hedged Dist (Monthly)
Class D EUR Hedged Dist (Quarterly)
Class D EUR Hedged Dist (Semi-annual)
Class D EUR Hedged Dist (Annual)
Class D GBP Hedged Acc
Class D GBP Hedged Dist (Monthly)
Class D GBP Hedged Dist (Quarterly)
Class D GBP Hedged Dist (Semi-annual)
Class D GBP Hedged Dist (Annual)
Class D JPY Hedged Acc
Class D JPY Hedged Dist (Monthly)
Class D JPY Hedged Dist (Quarterly)
Class D JPY Hedged Dist (Semi-annual)
Class D JPY Hedged Dist (Annual)
Class D SEK Hedged Acc
Class D SEK Hedged Dist (Monthly)
Class D SEK Hedged Dist (Quarterly)
Class D SEK Hedged Dist (Semi-annual)
Class D SEK Hedged Dist (Annual)
Class I JPY Acc
Class I JPY Dist (Monthly)
Class I JPY Dist (Quarterly)
Class I JPY Dist (Semi-annual)
Class I JPY Dist (Annual)
Class I JPY Hedged Acc
Class I JPY Hedged Dist (Monthly)
Class I JPY Hedged Dist (Quarterly)
Class I JPY Hedged Dist (Semi-annual)
Class I JPY Hedged Dist (Annual)
Class X USD Acc
Class X USD Dist (Monthly)
Class X USD Dist (Quarterly)
Class X USD Dist (Semi-annual)
Class X USD Dist (Annual)
Class X CHF Hedged Acc
Class X CHF Hedged Dist (Monthly)
Class X CHF Hedged Dist (Quarterly)
Class X CHF Hedged Dist (Semi-annual)
Class X CHF Hedged Dist (Annual)
Class X DKK Hedged Acc
Class X DKK Hedged Dist (Monthly)
Class X DKK Hedged Dist (Quarterly)
Class X DKK Hedged Dist (Semi-annual)
Class X DKK Hedged Dist (Annual)
Class X EUR Hedged Acc
Class X EUR Hedged Dist (Monthly)
Class X EUR Hedged Dist (Quarterly)
Class X EUR Hedged Dist (Semi-annual)
Class X EUR Hedged Dist (Annual)

Class X GBP Hedged Acc
Class X GBP Hedged Dist (Monthly)
Class X GBP Hedged Dist (Quarterly)
Class X GBP Hedged Dist (Semi-annual)
Class X GBP Hedged Dist (Annual)
Class X JPY Acc
Class X JPY Dist (Monthly)
Class X JPY Dist (Quarterly)
Class X JPY Dist (Semi-annual)
Class X JPY Dist (Annual)
Class X JPY Hedged Acc
Class X JPY Hedged Dist (Monthly)
Class X JPY Hedged Dist (Quarterly)
Class X JPY Hedged Dist (Semi-annual)
Class X JPY Hedged Dist (Annual)
Class X NZD Acc
Class X NZD Dist (Monthly)
Class X NZD Dist (Quarterly)
Class X NZD Dist (Semi-annual)
Class X NZD Dist (Annual)
Class X NZD Hedged Acc
Class X NZD Hedged Dist (Monthly)
Class X NZD Hedged Dist (Quarterly)
Class X NZD Hedged Dist (Semi-annual)
Class X NZD Hedged Dist (Annual)
Class X SEK Hedged Acc
Class X SEK Hedged Dist (Monthly)
Class X SEK Hedged Dist (Quarterly)
Class X SEK Hedged Dist (Semi-annual)
Class X SEK Hedged Dist (Annual)
Class Z USD Acc
Class Z USD Dist (Monthly)
Class Z USD Dist (Quarterly)
Class Z USD Dist (Semi-annual)
Class Z USD Dist (Annual)
Class Z CHF Hedged Acc
Class Z CHF Hedged Dist (Monthly)
Class Z CHF Hedged Dist (Quarterly)
Class Z CHF Hedged Dist (Semi-annual)
Class Z CHF Hedged Dist (Annual)
Class Z EUR Hedged Acc
Class Z EUR Hedged Dist (Monthly)
Class Z EUR Hedged Dist (Quarterly)
Class Z EUR Hedged Dist (Semi-annual)
Class Z EUR Hedged Dist (Annual)
Class Z GBP Hedged Acc
Class Z GBP Hedged Dist (Monthly)
Class Z GBP Hedged Dist (Quarterly)
Class Z GBP Hedged Dist (Semi-annual)
Class Z GBP Hedged Dist (Annual)
Class S USD Acc
Class S USD Dist (Monthly)
Class S USD Dist (Quarterly)
Class S USD Dist (Semi-annual)
Class S USD Dist (Annual)
Class S EUR Acc
Class S EUR Dist (Monthly)
Class S EUR Dist (Quarterly)
Class S EUR Dist (Semi-annual)
Class S EUR Dist (Annual)
Class S EUR Hedged Acc

Class S EUR Hedged Dist (Monthly)
Class S EUR Hedged Dist (Quarterly)
Class S EUR Hedged Dist (Semi-annual)
Class S EUR Hedged Dist (Annual)
Class S GBP Acc
Class S GBP Dist (Monthly)
Class S GBP Dist (Quarterly)
Class S GBP Dist (Semi-annual)
Class S GBP Dist (Annual)
Class S GBP Hedged Acc
Class S GBP Hedged Dist (Monthly)
Class S GBP Hedged Dist (Quarterly)
Class S GBP Hedged Dist (Semi-annual)
Class S GBP Hedged Dist (Annual)
Class S CHF Acc
Class S CHF Dist (Monthly)
Class S CHF Dist (Quarterly)
Class S CHF Dist (Semi-annual)
Class S CHF Dist (Annual)
Class S CHF Hedged Acc
Class S CHF Hedged Dist (Monthly)
Class S CHF Hedged Dist (Quarterly)
Class S CHF Hedged Dist (Semi-annual)
Class S CHF Hedged Dist (Annual)
Class SI USD Acc
Class SI USD Dist (Monthly)
Class SI USD Dist (Quarterly)
Class SI USD Dist (Semi-annual)
Class SI USD Dist (Annual)
Class SI EUR Acc
Class SI EUR Dist (Monthly)
Class SI EUR Dist (Quarterly)
Class SI EUR Dist (Semi-annual)
Class SI EUR Dist (Annual)
Class SI EUR Hedged Acc
Class SI EUR Hedged Dist (Monthly)
Class SI EUR Hedged Dist (Quarterly)
Class SI EUR Hedged Dist (Semi-annual)
Class SI EUR Hedged Dist (Annual)
Class SI GBP Acc
Class SI GBP Dist (Monthly)
Class SI GBP Dist (Quarterly)
Class SI GBP Dist (Semi-annual)
Class SI GBP Dist (Annual)
Class SI GBP Hedged Acc
Class SI GBP Hedged Dist (Monthly)
Class SI GBP Hedged Dist (Quarterly)
Class SI GBP Hedged Dist (Semi-annual)
Class SI GBP Hedged Dist (Annual)
Class SI CHF Acc
Class SI CHF Dist (Monthly)
Class SI CHF Dist (Quarterly)
Class SI CHF Dist (Semi-annual)
Class SI CHF Dist (Annual)
Class SI CHF Hedged Acc
Class SI CHF Hedged Dist (Monthly)
Class SI CHF Hedged Dist (Quarterly)
Class SI CHF Hedged Dist (Semi-annual)
Class SI CHF Hedged Dist (Annual)

BlackRock Global Target Return: Conservative Fund

Class A USD Acc
Class A USD Dist (Monthly)
Class A USD Dist (Quarterly)
Class A USD Dist (Semi-annual)
Class A USD Dist (Annual)
Class A CHF Acc
Class A CHF Dist (Monthly)
Class A CHF Dist (Quarterly)
Class A CHF Dist (Semi-annual)
Class A CHF Dist (Annual)
Class A CHF Hedged Acc
Class A EUR Acc
Class A EUR Dist (Monthly)
Class A EUR Dist (Quarterly)
Class A EUR Dist (Semi-annual)
Class A EUR Dist (Annual)
Class A EUR Hedged Acc
Class A GBP Acc
Class A GBP Dist (Monthly)
Class A GBP Dist (Quarterly)
Class A GBP Dist (Semi-annual)
Class A GBP Dist (Annual)
Class A GBP Hedged Acc
Class A DKK Acc
Class A DKK Hedged Acc
Class A SEK Acc
Class A SEK Hedged Acc
Class A AUD Acc
Class A AUD Hedged Acc
Class A JPY Acc
Class A JPY Hedged Acc
Class A SGD Acc
Class A SGD Hedged Acc
Class A SGD Dist (Monthly)
Class A SGD Dist (Quarterly)
Class A SGD Dist (Semi-annual)
Class A SGD Dist (Annual)
Class A SGD Hedged Dist (Monthly)
Class A SGD Hedged Dist (Quarterly)
Class A SGD Hedged Dist (Semi-annual)
Class A SGD Hedged Dist (Annual)
Class A HKD Acc
Class A HKD Hedged Acc
Class A HKD Dist (Monthly)
Class A HKD Dist (Quarterly)
Class A HKD Dist (Semi-annual)
Class A HKD Dist (Annual)
Class A HKD Hedged Dist (Monthly)
Class A HKD Hedged Dist (Quarterly)
Class A HKD Hedged Dist (Semi-annual)
Class A HKD Hedged Dist (Annual)
Class D USD Acc
Class D USD Dist (Monthly)
Class D USD Dist (Quarterly)
Class D USD Dist (Semi-annual)
Class D USD Dist (Annual)
Class D CHF Acc
Class D CHF Dist (Monthly)
Class D CHF Dist (Quarterly)
Class D CHF Dist (Semi-annual)
Class D CHF Dist (Annual)

Class D CHF Hedged Acc
Class D EUR Acc
Class D EUR Dist (Monthly)
Class D EUR Dist (Quarterly)
Class D EUR Dist (Semi-annual)
Class D EUR Dist (Annual)
Class D EUR Hedged Acc
Class D GBP Acc
Class D GBP Dist (Monthly)
Class D GBP Dist (Quarterly)
Class D GBP Dist (Semi-annual)
Class D GBP Dist (Annual)
Class D GBP Hedged Acc
Class D DKK Acc
Class D DKK Hedged Acc
Class D SEK Acc
Class D SEK Hedged Acc
Class D AUD Acc
Class D AUD Hedged Acc
Class D JPY Acc
Class D JPY Hedged Acc
Class D SGD Acc
Class D SGD Hedged Acc
Class D SGD Dist (Monthly)
Class D SGD Dist (Quarterly)
Class D SGD Dist (Semi-annual)
Class D SGD Dist (Annual)
Class D SGD Hedged Dist (Monthly)
Class D SGD Hedged Dist (Quarterly)
Class D SGD Hedged Dist (Semi-annual)
Class D SGD Hedged Dist (Annual)
Class D HKD Acc
Class D HKD Hedged Acc
Class D HKD Dist (Monthly)
Class D HKD Dist (Quarterly)
Class D HKD Dist (Semi-annual)
Class D HKD Dist (Annual)
Class D HKD Hedged Dist (Monthly)
Class D HKD Hedged Dist (Quarterly)
Class D HKD Hedged Dist (Semi-annual)
Class D HKD Hedged Dist (Annual)
Class I USD Acc
Class I USD Dist (Monthly)
Class I USD Dist (Quarterly)
Class I USD Dist (Semi-annual)
Class I USD Dist (Annual)
Class I CHF Acc
Class I CHF Dist (Monthly)
Class I CHF Dist (Quarterly)
Class I CHF Dist (Semi-annual)
Class I CHF Dist (Annual)
Class I CHF Hedged Acc
Class I EUR Acc
Class I EUR Dist (Monthly)
Class I EUR Dist (Quarterly)
Class I EUR Dist (Semi-annual)
Class I EUR Dist (Annual)
Class I EUR Hedged Acc
Class I GBP Acc
Class I GBP Dist (Monthly)
Class I GBP Dist (Quarterly)

Class I GBP Dist (Semi-annual)
Class I GBP Dist (Annual)
Class I GBP Hedged Acc
Class I DKK Acc
Class I DKK Hedged Acc
Class I SEK Acc
Class I SEK Hedged Acc
Class I AUD Acc
Class I AUD Hedged Acc
Class I JPY Acc
Class I JPY Hedged Acc
Class I SGD Acc
Class I SGD Hedged Acc
Class I SGD Dist (Monthly)
Class I SGD Dist (Quarterly)
Class I SGD Dist (Semi-annual)
Class I SGD Dist (Annual)
Class I SGD Hedged Dist (Monthly)
Class I SGD Hedged Dist (Quarterly)
Class I SGD Hedged Dist (Semi-annual)
Class I SGD Hedged Dist (Annual)
Class I HKD Acc
Class I HKD Hedged Acc
Class I HKD Dist (Monthly)
Class I HKD Dist (Quarterly)
Class I HKD Dist (Semi-annual)
Class I HKD Dist (Annual)
Class I HKD Hedged Dist (Monthly)
Class I HKD Dist (Quarterly)
Class I HKD Dist (Semi-annual)
Class I HKD Dist (Annual)
Class X USD Acc
Class X USD Dist (Monthly)
Class X USD Dist (Quarterly)
Class X USD Dist (Semi-annual)
Class X USD Dist (Annual)
Class X CHF Acc
Class X CHF Hedged Acc
Class X EUR Acc
Class X EUR Dist (Monthly)
Class X EUR Dist (Quarterly)
Class X EUR Dist (Semi-annual)
Class X EUR Dist (Annual)
Class X EUR Hedged Acc
Class X GBP Acc
Class X GBP Hedged Acc
Class X AUD Acc
Class X AUD Hedged Acc
Class X JPY Acc
Class X JPY Hedged Acc
Class X SGD Acc
Class X SGD Hedged Acc
Class X SGD Dist (Monthly)
Class X SGD Dist (Quarterly)
Class X SGD Dist (Semi-annual)
Class X SGD Dist (Annual)
Class X SGD Hedged Dist (Monthly)
Class X SGD Hedged Dist (Quarterly)
Class X SGD Hedged Dist (Semi-annual)
Class X SGD Hedged Dist (Annual)
Class X HKD Acc

Class X HKD Hedged Acc
 Class X HKD Dist (Monthly)
 Class X HKD Dist (Quarterly)
 Class X HKD Dist (Semi-annual)
 Class X HKD Dist (Annual)
 Class X HKD Hedged Dist (Monthly)
 Class X HKD Hedged Dist (Quarterly)
 Class X HKD Hedged Dist (Semi-annual)
 Class X HKD Hedged Dist (Annual)
 Class X NZD Acc
 Class X NZD Dist (Monthly)
 Class X NZD Dist (Quarterly)
 Class X NZD Dist (Semi-annual)
 Class X NZD Dist (Annual)
 Class X NZD Hedged Acc
 Class X NZD Hedged Dist (Monthly)
 Class X NZD Hedged Dist (Quarterly)
 Class X NZD Hedged Dist (Semi-annual)
 Class X NZD Hedged Dist (Annual)
 Class Z USD Acc
 Class Z CHF Acc
 Class Z CHF Hedged Acc
 Class Z EUR Acc
 Class Z EUR Hedged Acc
 Class Z GBP Acc
 Class Z GBP Hedged Acc
 Class Z AUD Acc
 Class Z AUD Hedged Acc
 Class Z JPY Acc
 Class Z JPY Hedged Acc
 Class Z SGD Acc
 Class Z SGD Hedged Acc
 Class Z SGD Dist (Monthly)
 Class Z SGD Dist (Quarterly)
 Class Z SGD Dist (Semi-annual)
 Class Z SGD Dist (Annual)
 Class Z SGD Hedged Dist (Monthly)
 Class Z SGD Hedged Dist (Quarterly)
 Class Z SGD Hedged Dist (Semi-annual)
 Class Z SGD Hedged Dist (Annual)
 Class Z HKD Acc
 Class Z HKD Hedged Acc
 Class Z HKD Dist (Monthly)
 Class Z HKD Dist (Quarterly)
 Class Z HKD Dist (Semi-annual)
 Class Z HKD Dist (Annual)
 Class Z HKD Hedged Dist (Monthly)
 Class Z HKD Hedged Dist (Quarterly)
 Class Z HKD Hedged Dist (Semi-annual)
 Class Z HKD Hedged Dist (Annual)

BlackRock Global Target Return: Moderate Fund

Class A USD Acc
 Class A USD Dist (Monthly)
 Class A USD Dist (Quarterly)
 Class A USD Dist (Semi-annual)
 Class A USD Dist (Annual)
 Class A CHF Acc
 Class A CHF Dist (Monthly)
 Class A CHF Dist (Quarterly)
 Class A CHF Dist (Semi-annual)

Class A CHF Dist (Annual)
Class A CHF Hedged Acc
Class A EUR Acc
Class A EUR Dist (Monthly)
Class A EUR Dist (Quarterly)
Class A EUR Dist (Semi-annual)
Class A EUR Dist (Annual)
Class A EUR Hedged Acc
Class A GBP Acc
Class A GBP Dist (Monthly)
Class A GBP Dist (Quarterly)
Class A GBP Dist (Semi-annual)
Class A GBP Dist (Annual)
Class A GBP Hedged Acc
Class A DKK Acc
Class A DKK Hedged Acc
Class A SEK Acc
Class A SEK Hedged Acc
Class A AUD Acc
Class A AUD Hedged Acc
Class A JPY Acc
Class A JPY Hedged Acc
Class A SGD Acc
Class A SGD Hedged Acc
Class A SGD Dist (Monthly)
Class A SGD Dist (Quarterly)
Class A SGD Dist (Semi-annual)
Class A SGDDist (Annual)
Class A SGD Hedged Dist (Monthly)
Class A SGD Hedged Dist (Quarterly)
Class A SGD Hedged Dist (Semi-annual)
Class A SGD Hedged Dist (Annual)
Class A HKD Acc
Class A HKD Hedged Acc
Class A HKD Dist (Monthly)
Class A HKD Dist (Quarterly)
Class A HKD Dist (Semi-annual)
Class A HKD Dist (Annual)
Class A HKD Hedged Dist (Monthly)
Class A HKD Hedged Dist (Quarterly)
Class A HKD Hedged Dist (Semi-annual)
Class A HKD Hedged Dist (Annual)
Class D USD Acc
Class D USD Dist (Monthly)
Class D USD Dist (Quarterly)
Class D USD Dist (Semi-annual)
Class D USD Dist (Annual)
Class D CHF Acc
Class D CHF Dist (Monthly)
Class D CHF Dist (Quarterly)
Class D CHF Dist (Semi-annual)
Class D CHF Dist (Annual)
Class D CHF Hedged Acc
Class D EUR Acc
Class D EUR Dist (Monthly)
Class D EUR Dist (Quarterly)
Class D EUR Dist (Semi-annual)
Class D EUR Dist (Annual)
Class D EUR Hedged Acc
Class D GBP Acc
Class D GBP Dist (Monthly)

Class D GBP Dist (Quarterly)
Class D GBP Dist (Semi-annual)
Class D GBP Dist (Annual)
Class D GBP Hedged Acc
Class D DKK Acc
Class D DKK Hedged Acc
Class D SEK Acc
Class D SEK Hedged Acc
Class D AUD Acc
Class D AUD Hedged Acc
Class D JPY Acc
Class D JPY Hedged Acc
Class D SGD Acc
Class D SGD Hedged Acc
Class D SGD Dist (Monthly)
Class D SGD Dist (Quarterly)
Class D SGD Dist (Semi-annual)
Class D SGD Dist (Annual)
Class D SGD Hedged Dist (Monthly)
Class D SGD Hedged Dist (Quarterly)
Class D SGD Hedged Dist (Semi-annual)
Class D SGD Hedged Dist (Annual)
Class D HKD Acc
Class D HKD Hedged Acc
Class D HKD Dist (Monthly)
Class D HKD Dist (Quarterly)
Class D HKD Dist (Semi-annual)
Class D HKD Dist (Annual)
Class D HKD Hedged Dist (Monthly)
Class D HKD Hedged Dist (Quarterly)
Class D HKD Hedged Dist (Semi-annual)
Class D HKD Hedged Dist (Annual)
Class I USD Acc
Class I USD Dist (Monthly)
Class I USD Dist (Quarterly)
Class I USD Dist (Semi-annual)
Class I USD Dist (Annual)
Class I CHF Acc
Class I CHF Dist (Monthly)
Class I CHF Dist (Quarterly)
Class I CHF Dist (Semi-annual)
Class I CHF Dist (Annual)
Class I CHF Hedged Acc
Class I EUR Acc
Class I EUR Dist (Monthly)
Class I EUR Dist (Quarterly)
Class I EUR Dist (Semi-annual)
Class I EUR Dist (Annual)
Class I EUR Hedged Acc
Class I GBP Acc
Class I GBP Dist (Monthly)
Class I GBP Dist (Quarterly)
Class I GBP Dist (Semi-annual)
Class I GBP Dist (Annual)
Class I GBP Hedged Acc
Class I DKK Acc
Class I DKK Hedged Acc
Class I SEK Acc
Class I SEK Hedged Acc
Class I AUD Acc
Class I AUD Hedged Acc

Class I JPY Acc
Class I JPY Hedged Acc
Class I SGD Acc
Class I SGD Hedged Acc
Class I SGD Dist (Monthly)
Class I SGD Dist (Quarterly)
Class I SGD Dist (Semi-annual)
Class I SGD Dist (Annual)
Class I SGD Hedged Dist (Monthly)
Class I SGD Hedged Dist (Quarterly)
Class I SGD Hedged Dist (Semi-annual)
Class I SGD Hedged Dist (Annual)
Class I HKD Acc
Class I HKD Hedged Acc
Class I HKD Dist (Monthly)
Class I HKD Dist (Quarterly)
Class I HKD Dist (Semi-annual)
Class I HKD Dist (Annual)
Class I HKD Hedged Dist (Monthly)
Class I HKD Hedged Dist (Quarterly)
Class I HKD Hedged Dist (Semi-annual)
Class I HKD Hedged Dist (Annual)
Class X USD Acc
Class X USD Dist (Monthly)
Class X USD Dist (Quarterly)
Class X USD Dist (Semi-annual)
Class X USD Dist (Annual)
Class X CHF Acc
Class X CHF Hedged Acc
Class X EUR Acc
Class X EUR Dist (Monthly)
Class X EUR Dist (Quarterly)
Class X EUR Dist (Semi-annual)
Class X EUR Dist (Annual)
Class X EUR Hedged Acc
Class X GBP Acc
Class X GBP Hedged Acc
Class X AUD Acc
Class X AUD Hedged Acc
Class X JPY Acc
Class X JPY Hedged Acc
Class X SGD Acc
Class X SGD Hedged Acc
Class X SGD Dist (Monthly)
Class X SGD Dist (Quarterly)
Class X SGD Dist (Semi-annual)
Class X SGD Dist (Annual)
Class X SGD Hedged Dist (Monthly)
Class X SGD Hedged Dist (Quarterly)
Class X SGD Hedged Dist (Semi-annual)
Class X SGD Hedged Dist (Annual)
Class X HKD Acc
Class X HKD Hedged Acc
Class X HKD Dist (Monthly)
Class X HKD Dist (Quarterly)
Class X HKD Dist (Semi-annual)
Class X HKD Dist (Annual)
Class X HKD Hedged Dist (Monthly)
Class X HKD Hedged Dist (Quarterly)
Class X HKD Hedged Dist (Semi-annual)
Class X HKD Hedged Dist (Annual)

Class X NZD Acc
 Class X NZD Dist (Monthly)
 Class X NZD Dist (Quarterly)
 Class X NZD Dist (Semi-annual)
 Class X NZD Dist (Annual)
 Class X NZD Hedged Acc
 Class X NZD Hedged Dist (Monthly)
 Class X NZD Hedged Dist (Quarterly)
 Class X NZD Hedged Dist (Semi-annual)
 Class X NZD Hedged Dist (Annual)
 Class Z USD Acc
 Class Z CHF Acc
 Class Z CHF Hedged Acc
 Class Z EUR Acc
 Class Z EUR Hedged Acc
 Class Z GBP Acc
 Class Z GBP Hedged Acc
 Class Z AUD Acc
 Class Z AUD Hedged Acc
 Class Z JPY Acc
 Class Z JPY Hedged Acc
 Class Z SGD Acc
 Class Z SGD Hedged Acc
 Class Z SGD Dist (Monthly)
 Class Z SGD Dist (Quarterly)
 Class Z SGD Dist (Semi-annual)
 Class Z SGD Dist (Annual)
 Class Z SGD Hedged Dist (Monthly)
 Class Z SGD Hedged Dist (Quarterly)
 Class Z SGD Hedged Dist (Semi-annual)
 Class Z SGD Hedged Dist (Annual)
 Class Z HKD Acc
 Class Z HKD Hedged Acc
 Class Z HKD Dist (Monthly)
 Class Z HKD Dist (Quarterly)
 Class Z HKD Dist (Semi-annual)
 Class Z HKD Dist (Annual)
 Class Z HKD Hedged Dist (Monthly)
 Class Z HKD Hedged Dist (Quarterly)
 Class Z HKD Hedged Dist (Semi-annual)
 Class Z HKD Hedged Dist (Annual)

BlackRock Global Target Return: Growth Fund

Class A USD Acc
 Class A USD Dist (Monthly)
 Class A USD Dist (Quarterly)
 Class A USD Dist (Semi-annual)
 Class A USD Dist (Annual)
 Class A CHF Acc
 Class A CHF Dist (Monthly)
 Class A CHF Dist (Quarterly)
 Class A CHF Dist (Semi-annual)
 Class A CHF Dist (Annual)
 Class A CHF Hedged Acc
 Class A EUR Acc
 Class A EUR Dist (Monthly)
 Class A EUR Dist (Quarterly)
 Class A EUR Dist (Semi-annual)
 Class A EUR Dist (Annual)
 Class A EUR Hedged Acc
 Class A GBP Acc

Class A GBP Dist (Monthly)
Class A GBP Dist (Quarterly)
Class A GBP Dist (Semi-annual)
Class A GBP Dist (Annual)
Class A GBP Hedged Acc
Class A DKK Acc
Class A DKK Hedged Acc
Class A SEK Acc
Class A SEK Hedged Acc
Class A AUD Acc
Class A AUD Hedged Acc
Class A JPY Acc
Class A JPY Hedged Acc
Class A SGD Acc
Class A SGD Hedged Acc
Class A SGD Dist (Monthly)
Class A SGD Dist (Quarterly)
Class A SGD Dist (Semi-annual)
Class A SGD Dist (Annual)
Class A SGD Hedged Dist (Monthly)
Class A SGD Hedged Dist (Quarterly)
Class A SGD Hedged Dist (Semi-annual)
Class A SGD Hedged Dist (Annual)
Class A HKD Acc
Class A HKD Hedged Acc
Class A HKD Dist (Monthly)
Class A HKD Dist (Quarterly)
Class A HKD Dist (Semi-annual)
Class A HKD Dist (Annual)
Class A HKD Hedged Dist (Monthly)
Class A HKD Hedged Dist (Quarterly)
Class A HKD Hedged Dist (Semi-annual)
Class A HKD Hedged Dist (Annual)
Class D USD Acc
Class D USD Dist (Monthly)
Class D USD Dist (Quarterly)
Class D USD Dist (Semi-annual)
Class D USD Dist (Annual)
Class D CHF Acc
Class D CHF Dist (Monthly)
Class D CHF Dist (Quarterly)
Class D CHF Dist (Semi-annual)
Class D CHF Dist (Annual)
Class D CHF Hedged Acc
Class D EUR Acc
Class D EUR Dist (Monthly)
Class D EUR Dist (Quarterly)
Class D EUR Dist (Semi-annual)
Class D EUR Dist (Annual)
Class D EUR Hedged Acc
Class D GBP Acc
Class D GBP Dist (Monthly)
Class D GBP Dist (Quarterly)
Class D GBP Dist (Semi-annual)
Class D GBP Dist (Annual)
Class D GBP Hedged Acc
Class D DKK Acc
Class D DKK Hedged Acc
Class D SEK Acc
Class D SEK Hedged Acc
Class D AUD Acc

Class D AUD Hedged Acc
Class D JPY Acc
Class D JPY Hedged Acc
Class D SGD Acc
Class D SGD Hedged Acc
Class D SGD Dist (Monthly)
Class D SGD Dist (Quarterly)
Class D SGD Dist (Semi-annual)
Class D SGD Dist (Annual)
Class D SGD Hedged Dist (Monthly)
Class D SGD Hedged Dist (Quarterly)
Class D SGD Hedged Dist (Semi-annual)
Class D SGD Hedged Dist (Annual)
Class D HKD Acc
Class D HKD Hedged Acc
Class D HKD Dist (Monthly)
Class D HKD Dist (Quarterly)
Class D HKD Dist (Semi-annual)
Class D HKD Dist (Annual)
Class D HKD Hedged Dist (Monthly)
Class D HKD Hedged Dist (Quarterly)
Class D HKD Hedged Dist (Semi-annual)
Class D HKD Hedged Dist (Annual)
Class I USD Acc
Class I USD Dist (Monthly)
Class I USD Dist (Quarterly)
Class I USD Dist (Semi-annual)
Class I USD Dist (Annual)
Class I CHF Acc
Class I CHF Dist (Monthly)
Class I CHF Dist (Quarterly)
Class I CHF Dist (Semi-annual)
Class I CHF Dist (Annual)
Class I CHF Hedged Acc
Class I EUR Acc
Class I EUR Dist (Monthly)
Class I EUR Dist (Quarterly)
Class I EUR Dist (Semi-annual)
Class I EUR Dist (Annual)
Class I EUR Hedged Acc
Class I GBP Acc
Class I GBP Dist (Monthly)
Class I GBP Dist (Quarterly)
Class I GBP Dist (Semi-annual)
Class I GBP Dist (Annual)
Class I GBP Hedged Acc
Class I DKK Acc
Class I DKK Hedged Acc
Class I SEK Acc
Class I SEK Hedged Acc
Class I AUD Acc
Class I AUD Hedged Acc
Class I JPY Acc
Class I JPY Hedged Acc
Class I SGD Acc
Class I SGD Hedged Acc
Class I SGD Dist (Monthly)
Class I SGD Dist (Quarterly)
Class I SGD Dist (Semi-annual)
Class I SGD Dist (Annual)
Class I SGD Hedged Dist (Monthly)

Class I SGD Hedged Dist (Quarterly)
Class I SGD Hedged Dist (Semi-annual)
Class I SGD Hedged Dist (Annual)
Class I HKD Acc
Class I HKD Hedged Acc
Class I HKD Dist (Monthly)
Class I HKD Dist (Quarterly)
Class I HKD Dist (Semi-annual)
Class I HKD Dist (Annual)
Class I HKD Hedged Dist (Monthly)
Class I HKD Hedged Dist (Quarterly)
Class I HKD Hedged Dist (Semi-annual)
Class I HKD Hedged Dist (Annual)
Class X USD Acc
Class X USD Dist (Monthly)
Class X USD Dist (Quarterly)
Class X USD Dist (Semi-annual)
Class X USD Dist (Annual)
Class X CHF Acc
Class X CHF Hedged Acc
Class X EUR Acc
Class X EUR Dist (Monthly)
Class X EUR Dist (Quarterly)
Class X EUR Dist (Semi-annual)
Class X EUR Dist (Annual)
Class X EUR Hedged Acc
Class X GBP Acc
Class X GBP Hedged Acc
Class X AUD Acc
Class X AUD Hedged Acc
Class X JPY Acc
Class X JPY Hedged Acc
Class X SGD Acc
Class X SGD Hedged Acc
Class X SGD Dist (Monthly)
Class X SGD Dist (Quarterly)
Class X SGD Dist (Semi-annual)
Class X SGD Dist (Annual)
Class X SGD Hedged Dist (Monthly)
Class X SGD Hedged Dist (Quarterly)
Class X SGD Hedged Dist (Semi-annual)
Class X SGD Hedged Dist (Annual)
Class X HKD Acc
Class X HKD Hedged Acc
Class X HKD Dist (Monthly)
Class X HKD Dist (Quarterly)
Class X HKD Dist (Semi-annual)
Class X HKD Dist (Annual)
Class X HKD Hedged Dist (Monthly)
Class X HKD Hedged Dist (Quarterly)
Class X HKD Hedged Dist (Semi-annual)
Class X HKD Hedged Dist (Annual)
Class X NZD Acc
Class X NZD Dist (Monthly)
Class X NZD Dist (Quarterly)
Class X NZD Dist (Semi-annual)
Class X NZD Dist (Annual)
Class X NZD Hedged Acc
Class X NZD Hedged Dist (Monthly)
Class X NZD Hedged Dist (Quarterly)
Class X NZD Hedged Dist (Semi-annual)

Class X NZD Hedged Dist (Annual)
 Class Z USD Acc
 Class Z CHF Acc
 Class Z CHF Hedged Acc
 Class Z EUR Acc
 Class Z EUR Hedged Acc
 Class Z GBP Acc
 Class Z GBP Hedged Acc
 Class Z AUD Acc
 Class Z AUD Hedged Acc
 Class Z JPY Acc
 Class Z JPY Hedged Acc
 Class Z SGD Acc
 Class Z SGD Hedged Acc
 Class Z SGD Dist (Monthly)
 Class Z SGD Dist (Quarterly)
 Class Z SGD Dist (Semi-annual)
 Class Z SGD Dist (Annual)
 Class Z SGD Hedged Dist (Monthly)
 Class Z SGD Hedged Dist (Quarterly)
 Class Z SGD Hedged Dist (Semi-annual)
 Class Z SGD Hedged Dist (Annual)
 Class Z HKD Acc
 Class Z HKD Hedged Acc
 Class Z HKD Dist (Monthly)
 Class Z HKD Dist (Quarterly)
 Class Z HKD Dist (Semi-annual)
 Class Z HKD Dist (Annual)
 Class Z HKD Hedged Dist (Monthly)
 Class Z HKD Hedged Dist (Quarterly)
 Class Z HKD Hedged Dist (Semi-annual)
 Class Z HKD Hedged Dist (Annual)

BlackRock Systematic Multi-Strategy ESG Screened Fund

Class A USD Acc
 Class A USD Dist (Monthly)
 Class A USD Dist (Quarterly)
 Class A USD Dist (Semi-annual)
 Class A USD Dist (Annual)
 Class A AUD Hedged Acc
 Class A AUD Hedged Dist (Monthly)
 Class A AUD Hedged Dist (Quarterly)
 Class A AUD Hedged Dist (Semi-annual)
 Class A AUD Hedged Dist (Annual)
 Class A DKK Hedged Acc
 Class A DKK Hedged Dist (Monthly)
 Class A DKK Hedged Dist (Quarterly)
 Class A DKK Hedged Dist (Semi-annual)
 Class A DKK Hedged Dist (Annual)
 Class A SEK Hedged Acc
 Class A SEK Hedged Dist (Monthly)
 Class A SEK Hedged Dist (Quarterly)
 Class A SEK Hedged Dist (Semi-annual)
 Class A SEK Hedged Dist (Annual)
 Class A SGD Hedged Acc
 Class A SGD Hedged Dist (Monthly)
 Class A SGD Hedged Dist (Quarterly)
 Class A SGD Hedged Dist (Semi-annual)
 Class A SGD Hedged Dist (Annual)
 Class A JPY Hedged Acc
 Class A JPY Hedged Dist (Monthly)

Class A JPY Hedged Dist (Quarterly)
Class A JPY Hedged Dist (Semi-annual)
Class A JPY Hedged Dist (Annual)
Class A CHF Acc
Class A CHF Dist (Monthly)
Class A CHF Dist (Quarterly)
Class A CHF Dist (Semi-annual)
Class A CHF Dist (Annual)
Class A CHF Hedged Acc
Class A CHF Hedged Dist (Monthly)
Class A CHF Hedged Dist (Quarterly)
Class A CHF Hedged Dist (Semi-annual)
Class A CHF Hedged Dist (Annual)
Class A EUR Acc
Class A EUR Dist (Monthly)
Class A EUR Dist (Quarterly)
Class A EUR Dist (Semi-annual)
Class A EUR Dist (Annual)
Class A EUR Hedged Acc
Class A EUR Hedged Dist (Monthly)
Class A EUR Hedged Dist (Quarterly)
Class A EUR Hedged Dist (Semi-annual)
Class A EUR Hedged Dist (Annual)
Class A GBP Acc
Class A GBP Dist (Monthly)
Class A GBP Dist (Quarterly)
Class A GBP Dist (Semi-annual)
Class A GBP Dist (Annual)
Class A GBP Hedged Acc
Class A GBP Hedged Dist (Monthly)
Class A GBP Hedged Dist (Quarterly)
Class A GBP Hedged Dist (Semi-annual)
Class A GBP Hedged Dist (Annual)
Class A CAD Acc
Class A CAD Dist (Monthly)
Class A CAD Dist (Quarterly)
Class A CAD Dist (Semi-annual)
Class A CAD Dist (Annual)
Class A CAD Hedged Acc
Class A CAD Hedged Dist (Monthly)
Class A CAD Hedged Dist (Quarterly)
Class A CAD Hedged Dist (Semi-annual)
Class A CAD Hedged Dist (Annual)
Class D USD Acc
Class D USD Dist (Monthly)
Class D USD Dist (Quarterly)
Class D USD Dist (Semi-annual)
Class D USD Dist (Annual)
Class D AUD Hedged Acc
Class D AUD Hedged Dist (Monthly)
Class D AUD Hedged Dist (Quarterly)
Class D AUD Hedged Dist (Semi-annual)
Class D AUD Hedged Dist (Annual)
Class D DKK Hedged Acc
Class D DKK Hedged Dist (Monthly)
Class D DKK Hedged Dist (Quarterly)
Class D DKK Hedged Dist (Semi-annual)
Class D DKK Hedged Dist (Annual)
Class D SEK Hedged Acc
Class D SEK Hedged Dist (Monthly)
Class D SEK Hedged Dist (Quarterly)

Class D SEK Hedged Dist (Semi-annual)
Class D SEK Hedged Dist (Annual)
Class D SGD Hedged Acc
Class D SGD Hedged Dist (Monthly)
Class D SGD Hedged Dist (Quarterly)
Class D SGD Hedged Dist (Semi-annual)
Class D SGD Hedged Dist (Annual)
Class D JPY Hedged Acc
Class D JPY Hedged Dist (Monthly)
Class D JPY Hedged Dist (Quarterly)
Class D JPY Hedged Dist (Semi-annual)
Class D JPY Hedged Dist (Annual)
Class D CHF Acc
Class D CHF Dist (Monthly)
Class D CHF Dist (Quarterly)
Class D CHF Dist (Semi-annual)
Class D CHF Dist (Annual)
Class D CHF Hedged Acc
Class D CHF Hedged Dist (Monthly)
Class D CHF Hedged Dist (Quarterly)
Class D CHF Hedged Dist (Semi-annual)
Class D CHF Hedged Dist (Annual)
Class D EUR Acc
Class D EUR Dist (Monthly)
Class D EUR Dist (Quarterly)
Class D EUR Dist (Semi-annual)
Class D EUR Dist (Annual)
Class D EUR Hedged Acc
Class D EUR Hedged Dist (Monthly)
Class D EUR Hedged Dist (Quarterly)
Class D EUR Hedged Dist (Semi-annual)
Class D EUR Hedged Dist (Annual)
Class D GBP Acc
Class D GBP Dist (Monthly)
Class D GBP Dist (Quarterly)
Class D GBP Dist (Semi-annual)
Class D GBP Dist (Annual)
Class D GBP Hedged Acc
Class D GBP Hedged Dist (Monthly)
Class D GBP Hedged Dist (Quarterly)
Class D GBP Hedged Dist (Semi-annual)
Class D GBP Hedged Dist (Annual)
Class D CAD Acc
Class D CAD Dist (Monthly)
Class D CAD Dist (Quarterly)
Class D CAD Dist (Semi-annual)
Class D CAD Dist (Annual)
Class D CAD Hedged Acc
Class D CAD Hedged Dist (Monthly)
Class D CAD Hedged Dist (Quarterly)
Class D CAD Hedged Dist (Semi-annual)
Class D CAD Hedged Dist (Annual)
Class X USD Acc
Class X USD Dist (Monthly)
Class X USD Dist (Quarterly)
Class X USD Dist (Semi-annual)
Class X USD Dist (Annual)
Class X AUD Hedged Acc
Class X AUD Hedged Dist (Monthly)
Class X AUD Hedged Dist (Quarterly)
Class X AUD Hedged Dist (Semi-annual)

Class X AUD Hedged Dist (Annual)
Class X DKK Hedged Acc
Class X DKK Hedged Dist (Monthly)
Class X DKK Hedged Dist (Quarterly)
Class X DKK Hedged Dist (Semi-annual)
Class X DKK Hedged Dist (Annual)
Class X SEK Hedged Acc
Class X SEK Hedged Dist (Monthly)
Class X SEK Hedged Dist (Quarterly)
Class X SEK Hedged Dist (Semi-annual)
Class X SEK Hedged Dist (Annual)
Class X SGD Hedged Acc
Class X SGD Hedged Dist (Monthly)
Class X SGD Hedged Dist (Quarterly)
Class X SGD Hedged Dist (Semi-annual)
Class X SGD Hedged Dist (Annual)
Class X JPY Hedged Acc
Class X JPY Hedged Dist (Monthly)
Class X JPY Hedged Dist (Quarterly)
Class X JPY Hedged Dist (Semi-annual)
Class X JPY Hedged Dist (Annual)
Class X CHF Acc
Class X CHF Dist (Monthly)
Class X CHF Dist (Quarterly)
Class X CHF Dist (Semi-annual)
Class X CHF Dist (Annual)
Class X CHF Hedged Acc
Class X CHF Hedged Dist (Monthly)
Class X CHF Hedged Dist (Quarterly)
Class X CHF Hedged Dist (Semi-annual)
Class X CHF Hedged Dist (Annual)
Class X EUR Acc
Class X EUR Dist (Monthly)
Class X EUR Dist (Quarterly)
Class X EUR Dist (Semi-annual)
Class X EUR Dist (Annual)
Class X EUR Hedged Acc
Class X EUR Hedged Dist (Monthly)
Class X EUR Hedged Dist (Quarterly)
Class X EUR Hedged Dist (Semi-annual)
Class X EUR Hedged Dist (Annual)
Class X GBP Acc
Class X GBP Dist (Monthly)
Class X GBP Dist (Quarterly)
Class X GBP Dist (Semi-annual)
Class X GBP Dist (Annual)
Class X GBP Hedged Acc
Class X GBP Hedged Dist (Monthly)
Class X GBP Hedged Dist (Quarterly)
Class X GBP Hedged Dist (Semi-annual)
Class X GBP Hedged Dist (Annual)
Class X CAD Acc
Class X CAD Dist (Monthly)
Class X CAD Dist (Quarterly)
Class X CAD Dist (Semi-annual)
Class X CAD Dist (Annual)
Class X CAD Hedged Acc
Class X CAD Hedged Dist (Monthly)
Class X CAD Hedged Dist (Quarterly)
Class X CAD Hedged Dist (Semi-annual)
Class X CAD Hedged Dist (Annual)

Class X NZD Acc
Class X NZD Dist (Monthly)
Class X NZD Dist (Quarterly)
Class X NZD Dist (Semi-annual)
Class X NZD Dist (Annual)
Class X NZD Hedged Acc
Class X NZD Hedged Dist (Monthly)
Class X NZD Hedged Dist (Quarterly)
Class X NZD Hedged Dist (Semi-annual)
Class X NZD Hedged Dist (Annual)
Class Z USD Acc
Class Z USD Dist (Monthly)
Class Z USD Dist (Quarterly)
Class Z USD Dist (Semi-annual)
Class Z USD Dist (Annual)
Class Z AUD Hedged Acc
Class Z AUD Hedged Dist (Monthly)
Class Z AUD Hedged Dist (Quarterly)
Class Z AUD Hedged Dist (Semi-annual)
Class Z AUD Hedged Dist (Annual)
Class Z DKK Hedged Acc
Class Z DKK Hedged Dist (Monthly)
Class Z DKK Hedged Dist (Quarterly)
Class Z DKK Hedged Dist (Semi-annual)
Class Z DKK Hedged Dist (Annual)
Class Z SEK Hedged Acc
Class Z SEK Hedged Dist (Monthly)
Class Z SEK Hedged Dist (Quarterly)
Class Z SEK Hedged Dist (Semi-annual)
Class Z SEK Hedged Dist (Annual)
Class Z SGD Hedged Acc
Class Z SGD Hedged Dist (Monthly)
Class Z SGD Hedged Dist (Quarterly)
Class Z SGD Hedged Dist (Semi-annual)
Class Z SGD Hedged Dist (Annual)
Class Z JPY Hedged Acc
Class Z JPY Hedged Dist (Monthly)
Class Z JPY Hedged Dist (Quarterly)
Class Z JPY Hedged Dist (Semi-annual)
Class Z JPY Hedged Dist (Annual)
Class Z CHF Acc
Class Z CHF Dist (Monthly)
Class Z CHF Dist (Quarterly)
Class Z CHF Dist (Semi-annual)
Class Z CHF Dist (Annual)
Class Z CHF Hedged Acc
Class Z CHF Hedged Dist (Monthly)
Class Z CHF Hedged Dist (Quarterly)
Class Z CHF Hedged Dist (Semi-annual)
Class Z CHF Hedged Dist (Annual)
Class Z EUR Acc
Class Z EUR Dist (Monthly)
Class Z EUR Dist (Quarterly)
Class Z EUR Dist (Semi-annual)
Class Z EUR Dist (Annual)
Class Z EUR Hedged Acc
Class Z EUR Hedged Dist (Monthly)
Class Z EUR Hedged Dist (Quarterly)
Class Z EUR Hedged Dist (Semi-annual)
Class Z EUR Hedged Dist (Annual)
Class Z GBP Acc

Class Z GBP Dist (Monthly)
Class Z GBP Dist (Quarterly)
Class Z GBP Dist (Semi-annual)
Class Z GBP Dist (Annual)
Class Z GBP Hedged Acc
Class Z GBP Hedged Dist (Monthly)
Class Z GBP Hedged Dist (Quarterly)
Class Z GBP Hedged Dist (Semi-annual)
Class Z GBP Hedged Dist (Annual)
Class DP USD Acc
Class DP USD Dist (Monthly)
Class DP USD Dist (Quarterly)
Class DP USD Dist (Semi-annual)
Class DP USD Dist (Annual)
Class DP AUD Hedged Acc
Class DP AUD Hedged Dist (Monthly)
Class DP AUD Hedged Dist (Quarterly)
Class DP AUD Hedged Dist (Semi-annual)
Class DP AUD Hedged Dist (Annual)
Class DP DKK Hedged Acc
Class DP DKK Hedged Dist (Monthly)
Class DP DKK Hedged Dist (Quarterly)
Class DP DKK Hedged Dist (Semi-annual)
Class DP DKK Hedged Dist (Annual)
Class DP SEK Hedged Acc
Class DP SEK Hedged Dist (Monthly)
Class DP SEK Hedged Dist (Quarterly)
Class DP SEK Hedged Dist (Semi-annual)
Class DP SEK Hedged Dist (Annual)
Class DP SGD Hedged Acc
Class DP SGD Hedged Dist (Monthly)
Class DP SGD Hedged Dist (Quarterly)
Class DP SGD Hedged Dist (Semi-annual)
Class DP SGD Hedged Dist (Annual)
Class DP JPY Hedged Acc
Class DP JPY Hedged Dist (Monthly)
Class DP JPY Hedged Dist (Quarterly)
Class DP JPY Hedged Dist (Semi-annual)
Class DP JPY Hedged Dist (Annual)
Class DP CHF Acc
Class DP CHF Dist (Monthly)
Class DP CHF Dist (Quarterly)
Class DP CHF Dist (Semi-annual)
Class DP CHF Dist (Annual)
Class DP CHF Hedged Acc
Class DP CHF Hedged Dist (Monthly)
Class DP CHF Hedged Dist (Quarterly)
Class DP CHF Hedged Dist (Semi-annual)
Class DP CHF Hedged Dist (Annual)
Class DP EUR Acc
Class DP EUR Dist (Monthly)
Class DP EUR Dist (Quarterly)
Class DP EUR Dist (Semi-annual)
Class DP EUR Dist (Annual)
Class DP EUR Hedged Acc
Class DP EUR Hedged Dist (Monthly)
Class DP EUR Hedged Dist (Quarterly)
Class DP EUR Hedged Dist (Semi-annual)
Class DP EUR Hedged Dist (Annual)
Class DP GBP Acc
Class DP GBP Dist (Monthly)

Class DP GBP Dist (Quarterly)
Class DP GBP Dist (Semi-annual)
Class DP GBP Dist (Annual)
Class DP GBP Hedged Acc
Class DP GBP Hedged Dist (Monthly)
Class DP GBP Hedged Dist (Quarterly)
Class DP GBP Hedged Dist (Semi-annual)
Class DP GBP Hedged Dist (Annual)
Class DP CAD Acc
Class DP CAD Dist (Monthly)
Class DP CAD Dist (Quarterly)
Class DP CAD Dist (Semi-annual)
Class DP CAD Dist (Annual)
Class DP CAD Hedged Acc
Class DP CAD Hedged Dist (Monthly)
Class DP CAD Hedged Dist (Quarterly)
Class DP CAD Hedged Dist (Semi-annual)
Class DP CAD Hedged Dist (Annual)

BlackRock Systematic ESG Equity Absolute Return Fund

Class A EUR Acc
Class A EUR Dist (Monthly)
Class A EUR Dist (Quarterly)
Class A EUR Dist (Semi-annual)
Class A EUR Dist (Annual)
Class A AUD Hedged Acc
Class A AUD Hedged Dist (Monthly)
Class A AUD Hedged Dist (Quarterly)
Class A AUD Hedged Dist (Semi-annual)
Class A AUD Hedged Dist (Annual)
Class A DKK Hedged Acc
Class A DKK Hedged Dist (Monthly)
Class A DKK Hedged Dist (Quarterly)
Class A DKK Hedged Dist (Semi-annual)
Class A DKK Hedged Dist (Annual)
Class A SEK Hedged Acc
Class A SEK Hedged Dist (Monthly)
Class A SEK Hedged Dist (Quarterly)
Class A SEK Hedged Dist (Semi-annual)
Class A SEK Hedged Dist (Annual)
Class A SGD Hedged Acc
Class A SGD Hedged Dist (Monthly)
Class A SGD Hedged Dist (Quarterly)
Class A SGD Hedged Dist (Semi-annual)
Class A SGD Hedged Dist (Annual)
Class A JPY Hedged Acc
Class A JPY Hedged Dist (Monthly)
Class A JPY Hedged Dist (Quarterly)
Class A JPY Hedged Dist (Semi-annual)
Class A JPY Hedged Dist (Annual)
Class A CHF Acc
Class A CHF Dist (Monthly)
Class A CHF Dist (Quarterly)
Class A CHF Dist (Semi-annual)
Class A CHF Dist (Annual)
Class A CHF Hedged Acc
Class A CHF Hedged Dist (Monthly)
Class A CHF Hedged Dist (Quarterly)
Class A CHF Hedged Dist (Semi-annual)
Class A CHF Hedged Dist (Annual)
Class A USD Acc

Class A USD Dist (Monthly)
Class A USD Dist (Quarterly)
Class A USD Dist (Semi-annual)
Class A USD Dist (Annual)
Class A USD Hedged Acc
Class A USD Hedged Dist (Monthly)
Class A USD Hedged Dist (Quarterly)
Class A USD Hedged Dist (Semi-annual)
Class A USD Hedged Dist (Annual)
Class A GBP Acc
Class A GBP Dist (Monthly)
Class A GBP Dist (Quarterly)
Class A GBP Dist (Semi-annual)
Class A GBP Dist (Annual)
Class A GBP Hedged Acc
Class A GBP Hedged Dist (Monthly)
Class A GBP Hedged Dist (Quarterly)
Class A GBP Hedged Dist (Semi-annual)
Class A GBP Hedged Dist (Annual)
Class D EUR Acc
Class D EUR Dist (Monthly)
Class D EUR Dist (Quarterly)
Class D EUR Dist (Semi-annual)
Class D EUR Dist (Annual)
Class D AUD Hedged Acc
Class D AUD Hedged Dist (Monthly)
Class D USD Hedged Dist (Quarterly)
Class D USD Hedged Dist (Semi-annual)
Class D USD Hedged Dist (Annual)
Class D DKK Hedged Acc
Class D DKK Hedged Dist (Monthly)
Class D DKK Hedged Dist (Quarterly)
Class D DKK Hedged Dist (Semi-annual)
Class D DKK Hedged Dist (Annual)
Class D SEK Hedged Acc
Class D SEK Hedged Dist (Monthly)
Class D SEK Hedged Dist (Quarterly)
Class D SEK Hedged Dist (Semi-annual)
Class D SEK Hedged Dist (Annual)
Class D SGD Hedged Acc
Class D SGD Hedged Dist (Monthly)
Class S SGD Hedged Dist (Quarterly)
Class S SGD Hedged Dist (Semi-annual)
Class S SGD Hedged Dist (Annual)
Class D JPY Hedged Acc
Class D JPY Hedged Dist (Monthly)
Class D JPY Hedged Dist (Quarterly)
Class D JPY Hedged Dist (Semi-annual)
Class D JPY Hedged Dist (Annual)
Class D CHF Acc
Class D CHF Dist (Monthly)
Class D CHF Dist (Quarterly)
Class D CHF Dist (Semi-annual)
Class D CHF Dist (Annual)
Class D CHF Hedged Acc
Class D CHF Hedged Dist (Monthly)
Class D CHF Hedged Dist (Quarterly)
Class D CHF Hedged Dist (Semi-annual)
Class D CHF Hedged Dist (Annual)
Class D USD Acc
Class D USD Dist (Monthly)

Class D USD Dist (Quarterly)
Class D USD Dist (Semi-annual)
Class D USD Dist (Annual)
Class D USD Hedged Acc
Class D USD Hedged Dist (Monthly)
Class D USD Hedged Dist (Quarterly)
Class D USD Hedged Dist (Semi-annual)
Class D USD Hedged Dist (Annual)
Class D GBP Acc
Class D GBP Dist (Monthly)
Class D GBP Dist (Quarterly)
Class D GBP Dist (Semi-annual)
Class D GBP Dist (Annual)
Class D GBP Hedged Acc
Class D GBP Hedged Dist (Monthly)
Class D GBP Hedged Dist (Quarterly)
Class D GBP Hedged Dist (Semi-annual)
Class D GBP Hedged Dist (Annual)
Class X EUR Acc
Class X EUR Dist (Monthly)
Class X EUR Dist (Quarterly)
Class X EUR Dist (Semi-annual)
Class X EUR Dist (Annual)
Class X AUD Hedged Acc
Class X AUD Hedged Dist (Monthly)
Class X AUD Hedged Dist (Quarterly)
Class X AUD Hedged Dist (Semi-annual)
Class X AUD Hedged Dist (Annual)
Class X DKK Hedged Acc
Class X DKK Hedged Dist (Monthly)
Class X DKK Hedged Dist (Quarterly)
Class X DKK Hedged Dist (Semi-annual)
Class X DKK Hedged Dist (Annual)
Class X SEK Hedged Acc
Class X SEK Hedged Dist (Monthly)
Class X SEK Hedged Dist (Quarterly)
Class X SEK Hedged Dist (Semi-annual)
Class X SEK Hedged Dist (Annual)
Class X SGD Hedged Acc
Class X SGD Hedged Dist (Monthly)
Class X SGD Hedged Dist (Quarterly)
Class X SGD Hedged Dist (Semi-annual)
Class X SGD Hedged Dist (Annual)
Class X JPY Hedged Acc
Class X JPY Hedged Dist (Monthly)
Class X JPY Hedged Dist (Quarterly)
Class X JPY Hedged Dist (Semi-annual)
Class X JPY Hedged Dist (Annual)
Class X CHF Acc
Class X CHF Dist (Monthly)
Class X CHF Dist (Quarterly)
Class X CHF Dist (Semi-annual)
Class X CHF Dist (Annual)
Class X CHF Hedged Acc
Class X CHF Hedged Dist (Monthly)
Class X CHF Hedged Dist (Quarterly)
Class X CHF Hedged Dist (Semi-annual)
Class X CHF Hedged Dist (Annual)
Class X USD Acc
Class X USD Dist (Monthly)
Class X USD Dist (Quarterly)

Class X USD Dist (Semi-annual)
Class X USD Dist (Annual)
Class X USD Hedged Acc
Class X USD Hedged Dist (Monthly)
Class X USD Hedged Dist (Quarterly)
Class X USD Hedged Dist (Semi-annual)
Class X USD Hedged Dist (Annual)
Class X GBP Acc
Class X GBP Dist (Monthly)
Class X GBP Dist (Quarterly)
Class X GBP Dist (Semi-annual)
Class X GBP Dist (Annual)
Class X GBP Hedged Acc
Class X GBP Hedged Dist (Monthly)
Class X GBP Hedged Dist (Quarterly)
Class X GBP Hedged Dist (Semi-annual)
Class X GBP Hedged Dist (Annual)
Class X NZD Acc
Class X NZD Dist (Monthly)
Class X NZD Dist (Quarterly)
Class X NZD Dist (Semi-annual)
Class X NZD Dist (Annual)
Class X NZD Hedged Acc
Class X NZD Hedged Dist (Monthly)
Class X NZD Hedged Dist (Quarterly)
Class X NZD Hedged Dist (Semi-annual)
Class X NZD Hedged Dist (Annual)
Class Z EUR Acc
Class Z EUR Dist (Monthly)
Class Z EUR Dist (Quarterly)
Class Z EUR Dist (Semi-annual)
Class Z EUR Dist (Annual)
Class Z AUD Hedged Acc
Class Z AUD Hedged Dist (Monthly)
Class Z AUD Hedged Dist (Quarterly)
Class Z AUD Hedged Dist (Semi-annual)
Class Z AUD Hedged Dist (Annual)
Class Z DKK Hedged Acc
Class Z DKK Hedged Dist (Monthly)
Class Z DKK Hedged Dist (Quarterly)
Class Z DKK Hedged Dist (Semi-annual)
Class Z DKK Hedged Dist (Annual)
Class Z SEK Hedged Acc
Class Z SEK Hedged Dist (Monthly)
Class Z SEK Hedged Dist (Quarterly)
Class Z SEK Hedged Dist (Semi-annual)
Class Z SEK Hedged Dist (Annual)
Class Z SGD Hedged Acc
Class Z SGD Hedged Dist (Monthly)
Class Z SGD Hedged Dist (Quarterly)
Class Z SGD Hedged Dist (Semi-annual)
Class Z SGD Hedged Dist (Annual)
Class Z JPY Hedged Acc
Class Z JPY Hedged Dist (Monthly)
Class Z JPY Hedged Dist (Quarterly)
Class Z JPY Hedged Dist (Semi-annual)
Class Z JPY Hedged Dist (Annual)
Class Z CHF Acc
Class Z CHF Dist (Monthly)
Class Z CHF Dist (Quarterly)
Class Z CHF Dist (Semi-annual)

Class Z CHF Dist (Annual)
 Class Z CHF Hedged Acc
 Class Z CHF Hedged Dist (Monthly)
 Class Z CHF Hedged Dist (Quarterly)
 Class Z CHF Hedged Dist (Semi-annual)
 Class Z CHF Hedged Dist (Annual)
 Class Z USD Acc
 Class Z USD Dist (Monthly)
 Class Z USD Dist (Quarterly)
 Class Z USD Dist (Semi-annual)
 Class Z USD Dist (Annual)
 Class Z USD Hedged Acc
 Class Z USD Hedged Dist (Monthly)
 Class Z USD Hedged Dist (Quarterly)
 Class Z USD Hedged Dist (Semi-annual)
 Class Z USD Hedged Dist (Annual)
 Class Z GBP Acc
 Class Z GBP Dist (Monthly)
 Class Z GBP Dist (Quarterly)
 Class Z GBP Dist (Semi-annual)
 Class Z GBP Dist (Annual)
 Class Z GBP Hedged Acc
 Class Z GBP Hedged Dist (Monthly)
 Class Z GBP Hedged Dist (Quarterly)
 Class Z GBP Hedged Dist (Semi-annual)
 Class Z GBP Hedged Dist (Annual)

BlackRock Sustainable Equity Factor Plus Fund

Class A USD Acc
 Class A USD Dist (Monthly)
 Class A USD Dist (Quarterly)
 Class A USD Dist (Semi-annual)
 Class A USD Dist (Annual)
 Class A CHF Acc
 Class A CHF Dist (Monthly)
 Class A CHF Dist (Quarterly)
 Class A CHF Dist (Semi-annual)
 Class A CHF Dist (Annual)
 Class A CHF Hedged Acc
 Class A CHF Hedged Dist (Monthly)
 Class A CHF Hedged Dist (Quarterly)
 Class A CHF Hedged Dist (Semi-annual)
 Class A CHF Hedged Dist (Annual)
 Class A EUR Acc
 Class A EUR Dist (Monthly)
 Class A EUR Dist (Quarterly)
 Class A EUR Dist (Semi-annual)
 Class A EUR Dist (Annual)
 Class A EUR Hedged Acc
 Class A EUR Hedged Dist (Monthly)
 Class A EUR Hedged Dist (Quarterly)
 Class A EUR Hedged Dist (Semi-annual)
 Class A EUR Hedged Dist (Annual)
 Class A GBP Acc
 Class A GBP Dist (Monthly)
 Class A GBP Dist (Quarterly)
 Class A GBP Dist (Semi-annual)
 Class A GBP Dist (Annual)
 Class A GBP Hedged Acc
 Class A GBP Hedged Dist (Monthly)
 Class A GBP Hedged Dist (Quarterly)

Class A GBP Hedged Dist (Semi-annual)
Class A GBP Hedged Dist (Annual)
Class D USD Acc
Class D USD Dist (Monthly)
Class A USD Dist (Quarterly)
Class A USD Dist (Semi-annual)
Class A USD Dist (Annual)
Class D CHF Acc
Class D CHF Dist (Monthly)
Class D CHF Dist (Quarterly)
Class D CHF Dist (Semi-annual)
Class D CHF Dist (Annual)
Class D CHF Hedged Acc
Class D CHF Hedged Dist (Monthly)
Class D CHF Hedged Dist (Quarterly)
Class D CHF Dist (Semi-annual)
Class D CHF Dist (Annual)
Class D EUR Acc
Class D EUR Dist (Monthly)
Class D EUR Dist (Quarterly)
Class D EUR Dist (Semi-annual)
Class D EUR Dist (Annual)
Class D EUR Hedged Acc
Class D EUR Hedged Dist (Monthly)
Class D EUR Hedged Dist (Quarterly)
Class D EUR Hedged Dist (Semi-annual)
Class D EUR Hedged Dist (Annual)
Class D GBP Acc
Class D GBP Dist (Monthly)
Class D GBP Dist (Quarterly)
Class D GBP Dist (Semi-annual)
Class D GBP Dist (Annual)
Class D GBP Hedged Acc
Class D GBP Hedged Dist (Monthly)
Class D GBP Hedged Dist (Quarterly)
Class D GBP Hedged Dist (Semi-annual)
Class D GBP Hedged Dist (Annual)
Class DP USD Acc
Class DP USD Dist (Monthly)
Class DP USD Dist (Quarterly)
Class DP USD Dist (Semi-annual)
Class DP USD Dist (Annual)
Class DP CHF Acc
Class DP CHF Dist (Monthly)
Class DP CHF Dist (Quarterly)
Class DP CHF Dist (Semi-annual)
Class DP CHF Dist (Annual)
Class DP CHF Hedged Acc
Class DP CHF Hedged Dist (Monthly)
Class DP CHF Hedged Dist (Quarterly)
Class DP CHF Hedged (Semi-annual)
Class DP CHF Hedged (Annual)
Class DP EUR Acc
Class DP EUR Dist (Monthly)
Class DP EUR Dist (Quarterly)
Class DP EUR Dist (Semi-annual)
Class DP EUR Dist (Annual)
Class DP EUR Hedged Acc
Class DP EUR Hedged Dist (Monthly)
Class DP EUR Hedged Dist (Quarterly)
Class DP EUR Hedged Dist (Semi-annual)

Class DP EUR Hedged Dist (Annual)
Class DP GBP Acc
Class DP GBP Dist (Monthly)
Class DP GBP Dist (Quarterly)
Class DP GBP Dist (Semi-annual)
Class DP GBP Dist (Annual)
Class DP GBP Hedged Acc
Class DP GBP Hedged Dist (Monthly)
Class DP GBP Hedged Dist (Quarterly)
Class DP GBP Hedged Dist (Semi-annual)
Class DP GBP Hedged Dist (Annual)
Class I JPY Acc
Class I JPY Dist (Monthly)
Class I JPY Dist (Quarterly)
Class I JPY Dist (Semi-annual)
Class I JPY Dist (Annual)
Class I JPY Hedged Acc
Class I JPY Hedged Dist (Monthly)
Class I JPY Hedged Dist (Quarterly)
Class I JPY Hedged Dist (Semi-annual)
Class I JPY Hedged Dist (Annual)
Class X USD Acc
Class X CHF Acc
Class X CHF Hedged Acc
Class X EUR Acc
Class X EUR Hedged Acc
Class X GBP Acc
Class X GBP Hedged Acc
Class X JPY Acc
Class X JPY Dist (Monthly)
Class X JPY Dist (Quarterly)
Class X JPY Dist (Semi-annual)
Class X JPY Dist (Annual)
Class X JPY Hedged Acc
Class X JPY Hedged Dist (Monthly)
Class X JPY Hedged Dist (Quarterly)
Class X JPY Hedged Dist (Semi-annual)
Class X JPY Hedged Dist (Annual)
Class X NZD Acc
Class X NZD Dist (Monthly)
Class X NZD Dist (Quarterly)
Class X NZD Dist (Semi-annual)
Class X NZD Dist (Annual)
Class X NZD Hedged Acc
Class X NZD Hedged Dist (Monthly)
Class X NZD Hedged Dist (Quarterly)
Class X NZD Hedged Dist (Semi-annual)
Class X NZD Hedged Dist (Annual)

Appendix K

Blackrock EMEA Baseline Screens Policy

The Investment Manager will seek to limit and/or exclude direct investment (as applicable) in corporate issuers which, at the time of purchase, in the opinion of the Investment Manager, have exposure to, or ties with, certain sectors (in some cases subject to specific revenue thresholds) including but not limited to:

- (i) the production of certain types of controversial weapons;
- (ii) the distribution or production of firearms or small arms ammunition intended for retail to civilians;
- (iii) the extraction of certain types of fossil fuel and/or the generation of power from them;
- (iv) the production of tobacco products or certain activities in relation to tobacco-related products; and
- (v) issuers which have been deemed to have failed to comply with UN Global Compact Principles.

To undertake its analysis of ESG criteria, the Investment Manager may use data generated internally by the Investment Manager and/or its affiliates or provided by one or more third party ESG research providers.

Should existing holdings, compliant at the time of investment subsequently become ineligible, they will be divested within a reasonable period of time.

A Fund may gain limited indirect exposure (through, including but not limited to, derivatives and shares or units of CIS) to issuers with exposures that do not meet the ESG criteria described above.

A full list of the limits and/or exclusions being applied by Investment Managers at any time (including any specific threshold criteria) is available at

<https://www.blackrock.com/corporate/literature/publication/blackrock-baseline-screens-in-europe-middleeast-and-africa.pdf>

It is the Investment Managers' intention that the BlackRock EMEA Baseline Screens policy will evolve over time as improved data and more research on this subject becomes available. The full list may be amended from time to time at the Investment Managers' discretion and (unless it alters the description in this section) may be implemented without notification to Shareholders.

Appendix L SFDR-PCDs

This Appendix comprises the pre-contractual disclosure “PCDS” for those Funds classified as Article 8 or Article 9 products pursuant to the SFDR. These PCDs are intended to ensure that all sustainability claims of relevant Funds are supported with information and that this is done in a way that enables investors to compare funds. The form of disclosure is mandated by the European Commission and the Manager is not permitted to amend or deviate from the template.

The PCDs introduce some new terms to the prospectus (some are described below) which should be read alongside the sections of this prospectus entitled “Investment Objective” and “Investment Policy” in respect of each Fund and information available on the product pages of the BlackRock website, www.blackrock.com.

Sustainable Investment means an investment in an economic activity that contributes to an environmental or social objective, provided that the investment does not significantly harm any environmental or social objective and that the investee companies follow good governance practices. It is a term that is strictly defined by the SFDR and so even though an investment might, in everyday terms, be reasonably considered to be in a sustainable asset it may not qualify as a Sustainable Investment under the technical definition in the SFDR. Investors should therefore make a personal assessment of the sustainable and ESG characteristics of a Fund prior to investing.

Sustainability indicators measure how the environmental or social characteristics promoted by the financial product are attained.

Principal Adverse Impacts are the most significant negative impacts of investment decisions on sustainability factors relating to environmental, social and employee matters, respect for human rights, anti-corruption and anti-bribery matters.

Good governance practices include sound management structures, employee relations, remuneration of staff and tax compliance.

The EU Taxonomy is a classification system, establishing a list of environmentally sustainable economic activities. For the time being, it does not include a list of socially sustainable economic activities. Sustainable Investments with an environmental objective might be aligned with the Taxonomy or not.

The following Funds are covered in this Appendix.

Article 8 Funds:

- BlackRock Systematic ESG Equity Absolute Return Fund
- BlackRock Advantage Asia ex Japan Equity Fund
- BlackRock Advantage Emerging Markets Equity Fund
- BlackRock Advantage Europe Equity Fund
- BlackRock Advantage Europe ex UK Equity Fund
- BlackRock Sustainable Advantage US Equity Fund
- BlackRock Sustainable Advantage World Equity Fund
- BlackRock Global High Yield Sustainable Credit Screened Fund
- BlackRock Global Unconstrained Equity Fund
- BlackRock Sustainable Equity Factor Plus Fund
- BlackRock Systematic Multi-Strategy ESG Screened Fund
- BlackRock Tactical Opportunities Fund
- BlackRock Sustainable Advantage Emerging Markets ex China Equity Fund
- BlackRock Global Corporate Sustainable Credit Screened Fund

Article 9 Funds:

- BlackRock Global Impact Fund

Pre-contractual disclosure for the financial products referred to in Article 8 paragraphs 1, 2 and 2a of Regulation (EU) 2019/2088 and Article 6, first paragraph, of Regulation (EU) 2020/852

**Product name: BlackRock Advantage Europe ex UK Equity Fund
Legal entity identifier: 549300IA45808TTQHS78**

Environmental and/or social characteristics

Sustainable investment means an investment in an economic activity that contributes to an environmental or social objective, provided that the investment does not significantly harm any environmental or social objective and that the investee companies follow good governance practices.

The EU Taxonomy is a classification system laid down in Regulation (EU) 2020/852, establishing a list of **environmentally sustainable economic activities**. That Regulation does not lay down a list of socially sustainable economic activities. Sustainable investments with an environmental objective might be aligned with the Taxonomy or not.

Does this financial product have a sustainable investment objective?	
<p><input checked="" type="radio"/> <input checked="" type="radio"/> <input type="checkbox"/> Yes</p> <p><input type="checkbox"/> It will make a minimum of sustainable investments with an environmental objective: ____%</p> <p><input type="checkbox"/> in economic activities that qualify as environmentally sustainable under the EU Taxonomy</p> <p><input type="checkbox"/> in economic activities that do not qualify as environmentally sustainable under the EU Taxonomy</p> <p><input type="checkbox"/> It will make a minimum of sustainable investments with a social objective: ____%</p>	<p><input checked="" type="radio"/> <input type="radio"/> <input checked="" type="checkbox"/> No</p> <p><input type="checkbox"/> It promotes Environmental/Social (E/S) characteristics and while it does not have as its objective a sustainable investment, it will have a minimum proportion of ____% of sustainable investments</p> <p><input type="checkbox"/> with an environmental objective in economic activities that qualify as environmentally sustainable under the EU Taxonomy</p> <p><input type="checkbox"/> with an environmental objective in economic activities that do not qualify as environmentally sustainable under the EU Taxonomy</p> <p><input type="checkbox"/> with a social objective</p> <p><input checked="" type="checkbox"/> It promotes E/S characteristics, but will not make any sustainable investments</p>



What environmental and/or social characteristics are promoted by this financial product?

This Fund applies the BlackRock EMEA Baseline Screens. This set of screens avoids exposures that have negative environmental outcomes by excluding direct investment in issuers that have material involvement in thermal coal and tar sands extraction, as well as thermal coal-based power generation. Negative social outcomes are also avoided by excluding direct investment in issuers involved in controversial weapons and nuclear weapons, and material involvement in production and distribution of civilian firearms and tobacco. This Fund also excludes issuers deemed to have failed to comply with the 10 UN Global Compact Principles, which cover human rights, labour standards, the environment, and anti-corruption.

The Fund does not use a reference benchmark for the purposes of attaining the ESG characteristics that it promotes.

● **What sustainability indicators are used to measure the attainment of each of the environmental or social characteristics promoted by this financial product?**

The sustainability indicators used to measure the attainment of the environmental or social characteristics promoted by this Fund include:

1. The Fund's consideration of principal adverse impacts (PAIs) on sustainability factors, as described below.
2. The Fund's exclusion of holdings in issuers identified by the exclusion criteria set out in the BlackRock EMEA Baseline Screens, as described above.

Sustainability indicators measure how the environmental or social characteristics promoted by the financial product are attained.

- **What are the objectives of the sustainable investments that the financial product partially intends to make and how does the sustainable investment contribute to such objectives?**

The Fund does not commit to holding Sustainable Investments, however, they may form part of the portfolio.



- **How do the sustainable investments that the financial product partially intends to make, not cause significant harm to any environmental or social sustainable investment objective?**

Not applicable as this Fund does not commit to investing in Sustainable Investments, however, they may form part of the portfolio.

- *How have the indicators for adverse impacts on sustainability factors been taken into account?*

Not applicable as this Fund does not commit to investing in Sustainable Investments, however, they may form part of the portfolio. Please refer to the section below, “Does this financial product consider principal adverse impacts on sustainability factors?”, which describes how the Fund considers PAIs on sustainability factors.

- *How are the sustainable investments aligned with the OECD Guidelines for Multinational Enterprises and the UN Guiding Principles on Business and Human Rights? Details:*

Not applicable as this Fund does not commit to investing in Sustainable Investments, however, they may form part of the portfolio.

The EU Taxonomy sets out a “do not significant harm” principle by which Taxonomy-aligned investments should not significantly harm EU Taxonomy objectives and is accompanied by specific EU criteria.

The “do no significant harm” principle applies only to those investments underlying the financial product that take into account the EU criteria for environmentally sustainable economic activities. The investments underlying the remaining portion of this financial product do not take into account the EU criteria for environmentally sustainable economic activities.

Any other sustainable investments must also not significantly harm any environmental or social objectives.

Principal adverse impacts are the most significant negative impacts of investment decisions on sustainability factors relating to environmental, social and employee matters, respect for human rights, anti-corruption and anti-bribery matters.



Does this financial product consider principal adverse impacts on sustainability factors?

- Yes
- No

The Fund considers PAIs on sustainability factors through the application of the BlackRock EMEA Baseline Screens.

The Fund takes into account the following PAIs:

- Exposure to companies active in the fossil fuel sector
- Violations of UN Global Compact principles and Organisation for Economic Cooperation and Development (OECD) Guidelines for Multinational Enterprises
- Exposure to controversial weapons (anti personnel mines, cluster munitions, chemical weapons and biological weapons)

The investment strategy guides investment decisions based on factors such as investment objectives and risk tolerance.

What investment strategy does this financial product follow?

The Fund seeks to gain at least 70% of its investment exposure to equity securities (e.g. shares) of companies domiciled in, listed in, or the main business of which is in, Europe (not including the UK, though there may be exposure to the UK through holding European issued securities of firms with group interests in the UK).

The Fund uses quantitative (i.e. rule based) approach to stock selection. The models select stocks from a broad universe of equities and rank them broadly according to multiple characteristics, including company fundamentals, market sentiment, macro-economic themes (each of which is described below). The Investment Manager assigns a weighting to each category within the models based on an assessment of the performance, volatility, correlation and turnover within each model.

Within the company fundamentals category, the Fund uses techniques to assess stock characteristics such as relative valuation, strength of earnings, quality of balance sheet and cashflow trends.

Within the market sentiment category, the Fund uses techniques to assess drivers such as the views of other market participants (for example, sell-side analysts, other investors and company management teams) as well as trends exhibited by related companies.

Within the macro-economic themes category, the Fund uses techniques to position the portfolio with respect to certain industries and styles (such as value, momentum and quality), which are best placed for prevailing macro conditions.

The Investment Manager will apply the BlackRock EMEA Baseline Screens.

- ***What are the binding elements of the investment strategy used to select the investments to attain each of the environmental or social characteristics promoted by this financial product?***

The binding elements of the investment strategy are as follows:

1. Apply the BlackRock EMEA Baseline Screens.

- ***What is the committed minimum rate to reduce the scope of the investments considered prior to the application of that investment strategy?***

Whilst the Fund applies exclusionary screens to avoid investment in the activities listed above, there is no commitment to reduce the scope of investments by a minimum rate.

- ***What is the policy to assess good governance practices of the investee companies?***

BlackRock assesses good governance practices of the investee companies by combining proprietary insights and shareholder engagement by the Investment Manager, with data from external ESG research providers. BlackRock uses data from external ESG research providers to initially identify issuers which may not have satisfactory governance practices in relation to key performance indicators (KPIs) related to sound management structure, employee relations, remuneration of staff and tax compliance.

Where issuers are identified as potentially having issues with regards to good governance, the issuers are reviewed to ensure that, where the Investment Manager agrees with this external assessment, the Investment Manager is satisfied that the issuer has either taken remediation actions or will take remedial actions within a reasonable time frame based on the Investment Manager's direct engagement with the issuer. The Investment Manager may also decide to reduce exposure to such issuers.

Good governance
practices include sound management structures, employee relations, remuneration of staff and tax compliance.



What is the asset allocation planned for this financial product?

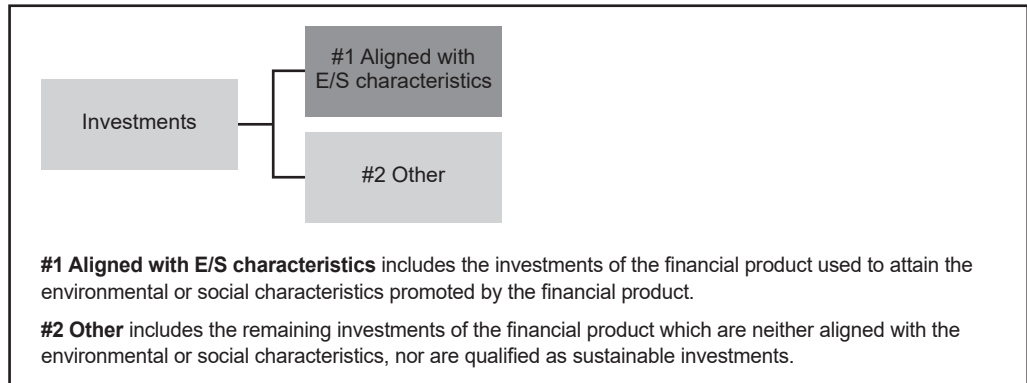
A minimum of 70% of the Fund's total assets will be invested in investments that are aligned with the environmental and/or social characteristics described above (#1 Aligned with E/S characteristics).

Asset allocation describes the share of investments in specific assets.

The Fund may invest up to 30% of its total assets in other investments (#2 Other investments).

Taxonomy-aligned activities are expressed as a share of:

- **turnover** reflecting the share of revenue from green activities of investee companies



● **How does the use of derivatives attain the environmental or social characteristics promoted by the financial product?**

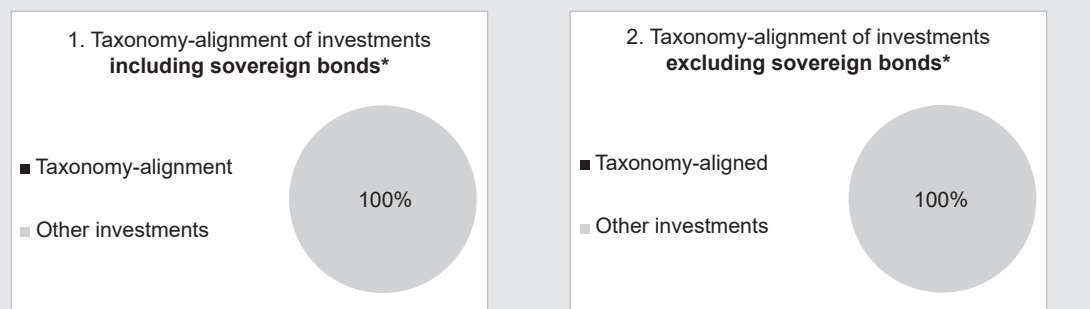
The Fund may use derivatives for investment purposes and for the purposes of efficient portfolio management. For derivatives, any ESG rating or analyses referenced above will apply only to the underlying investment.



To what minimum extent are sustainable investments with an environmental objective aligned with the EU Taxonomy?

The Fund does not currently commit to invest more than 0% of its assets in Sustainable Investments with an environmental objective aligned with the EU Taxonomy, however, these investments may form part of the portfolio.

The two graphs below show the minimum percentage of investments that are aligned with the EU Taxonomy. As there is no appropriate methodology to determine the Taxonomy-alignment of sovereign bonds, the first graph shows the Taxonomy-alignment in relation to all the investments of the financial product including sovereign bonds, while the second graph shows the Taxonomy-alignment only in relation to the investments of the financial product other than sovereign bonds.*



**For the purpose of these graphs, 'sovereign bonds' consist of all sovereign exposures*

Enabling activities directly enable other activities to make a substantial contribution to an environmental objective.

Transitional activities are activities for which low-carbon alternatives are not yet available and among others have greenhouse gas emission levels corresponding to the best performance.



are sustainable investments with an environmental objective that **do not take into account the criteria** for environmentally sustainable economic activities under the EU Taxonomy.

- **What is the minimum share of investments in transitional and enabling activities?**

The Fund does not commit to making investments in transitional and enabling activities, however, these investments may form part of the portfolio.



- **What is the minimum share of sustainable investments with an environmental objective that are not aligned with the EU Taxonomy?**

The Fund does not commit to holding Sustainable Investments, however, they may form part of the portfolio.



- **What is the minimum share of socially sustainable investments?**

The Fund does not commit to holding Sustainable Investments, however, they may form part of the portfolio.



- **What investments are included under “#2 Other”, what is their purpose and are there any minimum environmental or social safeguards?**

Other holdings are limited to 30% and may include derivatives, cash and near cash instruments and shares or units of CIS and fixed income transferable securities (also known as debt securities) issued by governments and agencies worldwide.

These investments may be used for investment purposes in pursuit of the Fund's (non ESG) investment objective, for the purposes of liquidity management and/or hedging.

No other holdings are considered against minimum environmental or social safeguards.



- **Is a specific index designated as a reference benchmark to determine whether this financial product is aligned with the environmental and/or social characteristics that it promotes?**

No.

- **How is the reference benchmark continuously aligned with each of the environmental or social characteristics promoted by the financial product?**

Not applicable.

- **How is the alignment of the investment strategy with the methodology of the index ensured on a continuous basis?**

Not applicable .

- **How does the designated index differ from a relevant broad market index?**

Not applicable.

- **Where can the methodology used for the calculation of the designated index be found?**

Not applicable.

Reference benchmarks are indexes to measure whether the financial product attains the environmental or social characteristics that they promote.



- **Where can I find more product specific information online?**

More product-specific information can be found on the website:

Please refer to the website page for the Fund, which can be found by typing the name of the Fund into the search bar on the BlackRock website: www.blackrock.com.

Pre-contractual disclosure for the financial products referred to in Article 8 paragraphs 1, 2 and 2a of Regulation (EU) 2019/2088 and Article 6, first paragraph, of Regulation (EU) 2020/852

**Product name: BlackRock Advantage Europe Equity Fund
Legal entity identifier: 5493003KGXEAHBYUAB51**

Environmental and/or social characteristics

Sustainable investment means an investment in an economic activity that contributes to an environmental or social objective, provided that the investment does not significantly harm any environmental or social objective and that the investee companies follow good governance practices.

The EU Taxonomy is a classification system laid down in Regulation (EU) 2020/852, establishing a list of **environmentally sustainable economic activities**. That Regulation does not lay down a list of socially sustainable economic activities. Sustainable investments with an environmental objective might be aligned with the Taxonomy or not.

Does this financial product have a sustainable investment objective?	
<p><input checked="" type="radio"/> <input checked="" type="radio"/> <input type="checkbox"/> Yes</p> <p><input type="checkbox"/> It will make a minimum of sustainable investments with an environmental objective: ____%</p> <p><input type="checkbox"/> in economic activities that qualify as environmentally sustainable under the EU Taxonomy</p> <p><input type="checkbox"/> in economic activities that do not qualify as environmentally sustainable under the EU Taxonomy</p> <p><input type="checkbox"/> It will make a minimum of sustainable investments with a social objective: ____%</p>	<p><input checked="" type="radio"/> <input type="radio"/> <input checked="" type="checkbox"/> No</p> <p><input type="checkbox"/> It promotes Environmental/Social (E/S) characteristics and while it does not have as its objective a sustainable investment, it will have a minimum proportion of ____% of sustainable investments</p> <p><input type="checkbox"/> with an environmental objective in economic activities that qualify as environmentally sustainable under the EU Taxonomy</p> <p><input type="checkbox"/> with an environmental objective in economic activities that do not qualify as environmentally sustainable under the EU Taxonomy</p> <p><input type="checkbox"/> with a social objective</p> <p><input checked="" type="checkbox"/> It promotes E/S characteristics, but will not make any sustainable investments</p>



What environmental and/or social characteristics are promoted by this financial product?

This Fund applies the BlackRock EMEA Baseline Screens. This set of screens avoids exposures that have negative environmental outcomes by excluding direct investment in issuers that have material involvement in thermal coal and tar sands extraction, as well as thermal coal-based power generation. Negative social outcomes are also avoided by excluding direct investment in issuers involved in controversial weapons and nuclear weapons, and material involvement in production and distribution of civilian firearms and tobacco. This Fund also excludes issuers deemed to have failed to comply with the 10 UN Global Compact Principles, which cover human rights, labour standards, the environment, and anti-corruption.

The Fund does not use a reference benchmark for the purposes of attaining the ESG characteristics that it promotes.

Sustainability indicators measure how the environmental or social characteristics promoted by the financial product are attained.

● **What sustainability indicators are used to measure the attainment of each of the environmental or social characteristics promoted by this financial product?**

The sustainability indicators used to measure the attainment of the environmental or social characteristics promoted by this Fund include:

1. The Fund's consideration of principal adverse impacts (PAIs) on sustainability factors, as described below.
2. The Fund's exclusion of holdings in issuers identified by the exclusion criteria set out in the BlackRock EMEA Baseline Screens, as described above.

- **What are the objectives of the sustainable investments that the financial product partially intends to make and how does the sustainable investment contribute to such objectives?**

The Fund does not commit to holding Sustainable Investments, however, they may form part of the portfolio.



- **How do the sustainable investments that the financial product partially intends to make, not cause significant harm to any environmental or social sustainable investment objective?**

Not applicable as this Fund does not commit to investing in Sustainable Investments, however, they may form part of the portfolio.

- *How have the indicators for adverse impacts on sustainability factors been taken into account?*

Not applicable as this Fund does not commit to investing in Sustainable Investments, however, they may form part of the portfolio. Please refer to the section below, “Does this financial product consider principal adverse impacts on sustainability factors?”, which describes how the Fund considers PAIs on sustainability factors.

- *How are the sustainable investments aligned with the OECD Guidelines for Multinational Enterprises and the UN Guiding Principles on Business and Human Rights? Details:*

Not applicable as this Fund does not commit to investing in Sustainable Investments, however, they may form part of the portfolio.

The EU Taxonomy sets out a “do not significant harm” principle by which Taxonomy-aligned investments should not significantly harm EU Taxonomy objectives and is accompanied by specific EU criteria.

The “do no significant harm” principle applies only to those investments underlying the financial product that take into account the EU criteria for environmentally sustainable economic activities. The investments underlying the remaining portion of this financial product do not take into account the EU criteria for environmentally sustainable economic activities.

Any other sustainable investments must also not significantly harm any environmental or social objectives.

Principal adverse impacts are the most significant negative impacts of investment decisions on sustainability factors relating to environmental, social and employee matters, respect for human rights, anti-corruption and anti-bribery matters.



Does this financial product consider principal adverse impacts on sustainability factors?

- Yes
 No

The Fund considers PAIs on sustainability factors through the application of the BlackRock EMEA Baseline Screens.

The Fund takes into account the following PAIs:

- Exposure to companies active in the fossil fuel sector
- Violations of UN Global Compact principles and Organisation for Economic Cooperation and Development (OECD) Guidelines for Multinational Enterprises
- Exposure to controversial weapons (anti personnel mines, cluster munitions, chemical weapons and biological weapons)

The investment strategy guides investment decisions based on factors such as investment objectives and risk tolerance.

What investment strategy does this financial product follow?

The Fund seeks to gain at least 70% of its investment exposure to equity securities (e.g. shares) of companies domiciled in, listed in, or the main business of which is in, Europe.

The Fund uses quantitative (i.e. rule based) approach to stock selection. The models select stocks from a broad universe of equities and rank them broadly according to multiple characteristics, including

company fundamentals, market sentiment, macro-economic themes (each of which is described below). The Investment Manager assigns a weighting to each category within the models based on an assessment of the performance, volatility, correlation and turnover within each model.

Within the company fundamentals category, the Fund uses techniques to assess stock characteristics such as relative valuation, strength of earnings, quality of balance sheet and cashflow trends.

Within the market sentiment category, the Fund uses techniques to assess drivers such as the views of other market participants (for example, sell-side analysts, other investors and company management teams) as well as trends exhibited by related companies.

Within the macro-economic themes category, the Fund uses techniques to position the portfolio with respect to certain industries and styles (such as value, momentum and quality), which are best placed for prevailing macro conditions.

The Investment Manager will apply the BlackRock EMEA Baseline Screens.

- ***What are the binding elements of the investment strategy used to select the investments to attain each of the environmental or social characteristics promoted by this financial product?***

The binding elements of the investment strategy are as follows:

1. Apply the BlackRock EMEA Baseline Screens.

- ***What is the committed minimum rate to reduce the scope of the investments considered prior to the application of that investment strategy?***

Whilst the Fund applies exclusionary screens to avoid investment in the activities listed above, there is no commitment to reduce the scope of investments by a minimum rate.

- ***What is the policy to assess good governance practices of the investee companies?***

BlackRock assesses good governance practices of the investee companies by combining proprietary insights and shareholder engagement by the Investment Manager, with data from external ESG research providers. BlackRock uses data from external ESG research providers to initially identify issuers which may not have satisfactory governance practices in relation to key performance indicators (KPIs) related to sound management structure, employee relations, remuneration of staff and tax compliance.

Where issuers are identified as potentially having issues with regards to good governance, the issuers are reviewed to ensure that, where the Investment Manager agrees with this external assessment, the Investment Manager is satisfied that the issuer has either taken remediation actions or will take remedial actions within a reasonable time frame based on the Investment Manager's direct engagement with the issuer. The Investment Manager may also decide to reduce exposure to such issuers.

Good governance

practices include sound management structures, employee relations, remuneration of staff and tax compliance.



What is the asset allocation planned for this financial product?

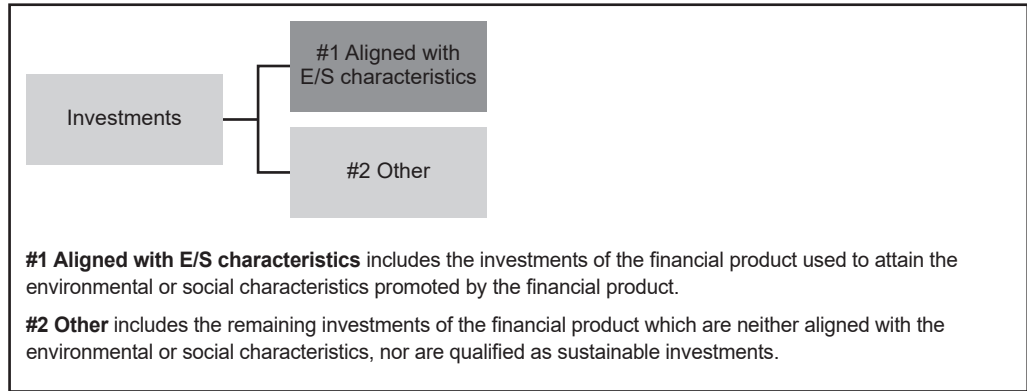
A minimum of 70% of the Fund's total assets will be invested in investments that are aligned with the environmental and/or social characteristics described above (#1 Aligned with E/S characteristics).

Asset allocation describes the share of investments in specific assets.

Taxonomy-aligned activities are expressed as a share of:

- **turnover** reflecting the share of revenue from green activities of investee companies

The Fund may invest up to 30% of its total assets in other investments (#2 Other investments).



● How does the use of derivatives attain the environmental or social characteristics promoted by the financial product?

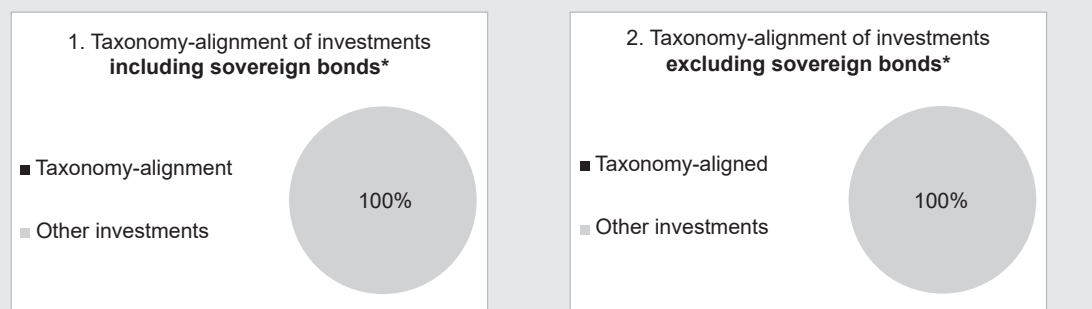
The Fund may use derivatives for investment purposes and for the purposes of efficient portfolio management. For derivatives, any ESG rating or analyses referenced above will apply only to the underlying investment.



To what minimum extent are sustainable investments with an environmental objective aligned with the EU Taxonomy?

The Fund does not currently commit to invest more than 0% of its assets in Sustainable Investments with an environmental objective aligned with the EU Taxonomy, however, these investments may form part of the portfolio.

The two graphs below show the minimum percentage of investments that are aligned with the EU Taxonomy. As there is no appropriate methodology to determine the Taxonomy-alignment of sovereign bonds, the first graph shows the Taxonomy-alignment in relation to all the investments of the financial product including sovereign bonds, while the second graph shows the Taxonomy-alignment only in relation to the investments of the financial product other than sovereign bonds.*



*For the purpose of these graphs, 'sovereign bonds' consist of all sovereign exposures

Enabling activities directly enable other activities to make a substantial contribution to an environmental objective.

Transitional activities are activities for which low-carbon alternatives are not yet available and among others have greenhouse gas emission levels corresponding to the best performance.

 are sustainable investments with an environmental objective that **do not take into account the criteria** for environmentally sustainable economic activities under the EU Taxonomy.

● **What is the minimum share of investments in transitional and enabling activities?**

The Fund does not commit to making investments in transitional and enabling activities, however, these investments may form part of the portfolio.



● **What is the minimum share of sustainable investments with an environmental objective that are not aligned with the EU Taxonomy?**

The Fund does not commit to holding Sustainable Investments, however, they may form part of the portfolio.



● **What is the minimum share of socially sustainable investments?**

The Fund does not commit to holding Sustainable Investments, however, they may form part of the portfolio.



● **What investments are included under “#2 Other”, what is their purpose and are there any minimum environmental or social safeguards?**

Other holdings are limited to 30% and may include derivatives, cash and near cash instruments and shares or units of CIS and fixed income transferable securities (also known as debt securities) issued by governments and agencies worldwide.

These investments may be used for investment purposes in pursuit of the Fund’s (non ESG) investment objective, for the purposes of liquidity management and/or hedging.

No other holdings are considered against minimum environmental or social safeguards.



● **Is a specific index designated as a reference benchmark to determine whether this financial product is aligned with the environmental and/or social characteristics that it promotes?**

No.

● **How is the reference benchmark continuously aligned with each of the environmental or social characteristics promoted by the financial product?**

Not applicable.

● **How is the alignment of the investment strategy with the methodology of the index ensured on a continuous basis?**

Not applicable .

● **How does the designated index differ from a relevant broad market index?**

Not applicable.

● **Where can the methodology used for the calculation of the designated index be found?**

Not applicable.

Reference benchmarks are indexes to measure whether the financial product attains the environmental or social characteristics that they promote.



● **Where can I find more product specific information online?**

● **More product-specific information can be found on the website:**

Please refer to the website page for the Fund, which can be found by typing the name of the Fund into the search bar on the BlackRock website: www.blackrock.com.

Pre-contractual disclosure for the financial products referred to in Article 8 paragraphs 1, 2 and 2a of Regulation (EU) 2019/2088 and Article 6, first paragraph, of Regulation (EU) 2020/852

**Product name: BlackRock Advantage Asia ex Japan Equity Fund
Legal entity identifier: 549300VRPUH27Q9GNI80**

Environmental and/or social characteristics

Sustainable investment means an investment in an economic activity that contributes to an environmental or social objective, provided that the investment does not significantly harm any environmental or social objective and that the investee companies follow good governance practices.

The EU Taxonomy is a classification system laid down in Regulation (EU) 2020/852, establishing a list of **environmentally sustainable economic activities**. That Regulation does not lay down a list of socially sustainable economic activities. Sustainable investments with an environmental objective might be aligned with the Taxonomy or not.

Does this financial product have a sustainable investment objective?	
<p><input checked="" type="radio"/> <input checked="" type="radio"/> <input type="checkbox"/> Yes</p> <p><input type="checkbox"/> It will make a minimum of sustainable investments with an environmental objective: ____%</p> <p><input type="checkbox"/> in economic activities that qualify as environmentally sustainable under the EU Taxonomy</p> <p><input type="checkbox"/> in economic activities that do not qualify as environmentally sustainable under the EU Taxonomy</p> <p><input type="checkbox"/> It will make a minimum of sustainable investments with a social objective: ____%</p>	<p><input checked="" type="radio"/> <input type="radio"/> <input checked="" type="checkbox"/> No</p> <p><input type="checkbox"/> It promotes Environmental/Social (E/S) characteristics and while it does not have as its objective a sustainable investment, it will have a minimum proportion of ____% of sustainable investments</p> <p><input type="checkbox"/> with an environmental objective in economic activities that qualify as environmentally sustainable under the EU Taxonomy</p> <p><input type="checkbox"/> with an environmental objective in economic activities that do not qualify as environmentally sustainable under the EU Taxonomy</p> <p><input type="checkbox"/> with a social objective</p> <p><input checked="" type="checkbox"/> It promotes E/S characteristics, but will not make any sustainable investments</p>



What environmental and/or social characteristics are promoted by this financial product?

This Fund applies the BlackRock EMEA Baseline Screens. This set of screens avoids exposures that have negative environmental outcomes by excluding direct investment in issuers that have material involvement in thermal coal and tar sands extraction, as well as thermal coal-based power generation. Negative social outcomes are also avoided by excluding direct investment in issuers involved in controversial weapons and nuclear weapons, and material involvement in production and distribution of civilian firearms and tobacco. This Fund also excludes issuers deemed to have failed to comply with the 10 UN Global Compact Principles, which cover human rights, labour standards, the environment, and anti-corruption.

The Fund does not use a reference benchmark for the purposes of attaining the ESG characteristics that it promotes.

● **What sustainability indicators are used to measure the attainment of each of the environmental or social characteristics promoted by this financial product?**

The sustainability indicators used to measure the attainment of the environmental or social characteristics promoted by this Fund include:

1. The Fund's consideration of principal adverse impacts (PAIs) on sustainability factors, as described below.
2. The Fund's exclusion of holdings in issuers identified by the exclusion criteria set out in the BlackRock EMEA Baseline Screens, as described above.

Sustainability indicators measure how the environmental or social characteristics promoted by the financial product are attained.

- **What are the objectives of the sustainable investments that the financial product partially intends to make and how does the sustainable investment contribute to such objectives?**

The Fund does not commit to holding Sustainable Investments, however, they may form part of the portfolio.



- **How do the sustainable investments that the financial product partially intends to make, not cause significant harm to any environmental or social sustainable investment objective?**

Not applicable as this Fund does not commit to investing in Sustainable Investments, however, they may form part of the portfolio.

- *How have the indicators for adverse impacts on sustainability factors been taken into account?*

Not applicable as this Fund does not commit to investing in Sustainable Investments, however, they may form part of the portfolio. Please refer to the section below, “Does this financial product consider principal adverse impacts on sustainability factors?”, which describes how the Fund considers PAIs on sustainability factors.

- *How are the sustainable investments aligned with the OECD Guidelines for Multinational Enterprises and the UN Guiding Principles on Business and Human Rights? Details:*

Not applicable as this Fund does not commit to investing in Sustainable Investments, however, they may form part of the portfolio.

The EU Taxonomy sets out a “do not significant harm” principle by which Taxonomy-aligned investments should not significantly harm EU Taxonomy objectives and is accompanied by specific EU criteria.

The “do no significant harm” principle applies only to those investments underlying the financial product that take into account the EU criteria for environmentally sustainable economic activities. The investments underlying the remaining portion of this financial product do not take into account the EU criteria for environmentally sustainable economic activities.

Any other sustainable investments must also not significantly harm any environmental or social objectives.

Principal adverse impacts are the most significant negative impacts of investment decisions on sustainability factors relating to environmental, social and employee matters, respect for human rights, anti-corruption and anti-bribery matters.



Does this financial product consider principal adverse impacts on sustainability factors?

- Yes
- No

The Fund considers PAIs on sustainability factors through the application of the BlackRock EMEA Baseline Screens.

The Fund takes into account the following PAIs:

- Exposure to companies active in the fossil fuel sector
- Violations of UN Global Compact principles and Organisation for Economic Cooperation and Development (OECD) Guidelines for Multinational Enterprises
- Exposure to controversial weapons (anti personnel mines, cluster munitions, chemical weapons and biological weapons)

What investment strategy does this financial product follow?

The Fund seeks to gain at least 70% of its investment exposure to equity securities (e.g. shares) of companies domiciled in, listed in, or the main business of which is in, Asia (not including Japan).

The Fund uses quantitative (i.e. rule based) approach to stock selection. The models select stocks from a broad universe of equities and rank them broadly according to multiple characteristics, including company fundamentals, market sentiment, macro-economic themes (each of which is described

The investment strategy guides investment decisions based on factors such as investment objectives and risk tolerance.

below). The Investment Manager assigns a weighting to each category within the models based on an assessment of the performance, volatility, correlation and turnover within each model.

Within the company fundamentals category, the Fund uses techniques to assess stock characteristics such as relative valuation, strength of earnings, quality of balance sheet and cashflow trends.

Within the market sentiment category, the Fund uses techniques to assess drivers such as the views of other market participants (for example, sell-side analysts, other investors and company management teams) as well as trends exhibited by related companies.

Within the macro-economic themes category, the Fund uses techniques to position the portfolio with respect to certain industries, styles (such as value, momentum and quality), countries and markets which are best placed for prevailing macro conditions.

The Investment Manager will apply the BlackRock EMEA Baseline Screens.

- **What are the binding elements of the investment strategy used to select the investments to attain each of the environmental or social characteristics promoted by this financial product?**

The binding elements of the investment strategy are as follows:

1. Apply the BlackRock EMEA Baseline Screens.

- **What is the committed minimum rate to reduce the scope of the investments considered prior to the application of that investment strategy?**

Whilst the Fund applies exclusionary screens to avoid investment in the activities listed above, there is no commitment to reduce the scope of investments by a minimum rate.

- **What is the policy to assess good governance practices of the investee companies?**

BlackRock assesses good governance practices of the investee companies by combining proprietary insights and shareholder engagement by the Investment Manager, with data from external ESG research providers. BlackRock uses data from external ESG research providers to initially identify issuers which may not have satisfactory governance practices in relation to key performance indicators (KPIs) related to sound management structure, employee relations, remuneration of staff and tax compliance.

Where issuers are identified as potentially having issues with regards to good governance, the issuers are reviewed to ensure that, where the Investment Manager agrees with this external assessment, the Investment Manager is satisfied that the issuer has either taken remediation actions or will take remedial actions within a reasonable time frame based on the Investment Manager's direct engagement with the issuer. The Investment Manager may also decide to reduce exposure to such issuers.

Good governance practices include sound management structures, employee relations, remuneration of staff and tax compliance.



What is the asset allocation planned for this financial product?

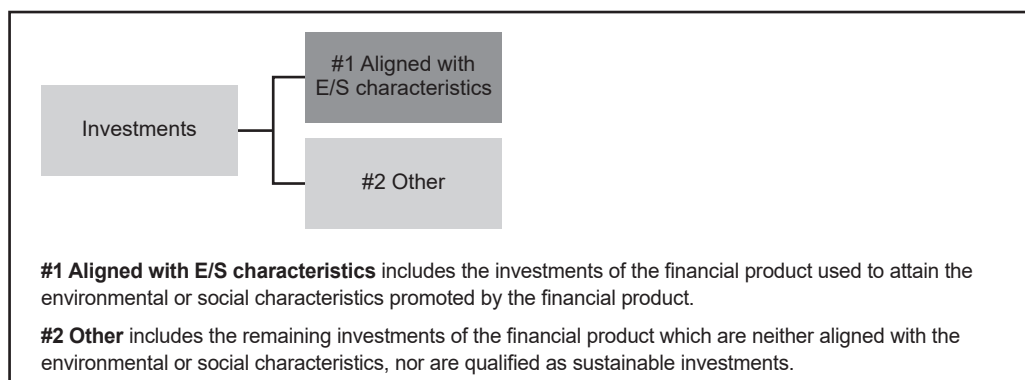
A minimum of 70% of the Fund's total assets will be invested in investments that are aligned with the environmental and/or social characteristics described above (#1 Aligned with E/S characteristics).

The Fund may invest up to 30% of its total assets in other investments (#2 Other investments).

Asset allocation describes the share of investments in specific assets.

Taxonomy-aligned activities are expressed as a share of:

- **turnover** reflecting the share of revenue from green activities of investee companies



- ***How does the use of derivatives attain the environmental or social characteristics promoted by the financial product?***



The Fund may use derivatives for investment purposes and for the purposes of efficient portfolio management. For derivatives, any ESG rating or analyses referenced above will apply only to the underlying investment.



To what minimum extent are sustainable investments with an environmental objective aligned with the EU Taxonomy?

The Fund does not currently commit to invest more than 0% of its assets in Sustainable Investments with an environmental objective aligned with the EU Taxonomy, however, these investments may form part of the portfolio.

The two graphs below show the minimum percentage of investments that are aligned with the EU Taxonomy. As there is no appropriate methodology to determine the Taxonomy-alignment of sovereign bonds, the first graph shows the Taxonomy-alignment in relation to all the investments of the financial product including sovereign bonds, while the second graph shows the Taxonomy-alignment only in relation to the investments of the financial product other than sovereign bonds.*



**For the purpose of these graphs, 'sovereign bonds' consist of all sovereign exposures*

Enabling activities directly enable other activities to make a substantial contribution to an environmental objective.

Transitional activities are activities for which low-carbon alternatives are not yet available and among others have greenhouse gas emission levels corresponding to the best performance.

 are sustainable investments with an environmental objective that **do not take into account the criteria** for environmentally sustainable economic activities under the EU Taxonomy.

● **What is the minimum share of investments in transitional and enabling activities?**

The Fund does not commit to making investments in transitional and enabling activities, however, these investments may form part of the portfolio.



● **What is the minimum share of sustainable investments with an environmental objective that are not aligned with the EU Taxonomy?**

The Fund does not commit to holding Sustainable Investments, however, they may form part of the portfolio.



● **What is the minimum share of socially sustainable investments?**

The Fund does not commit to holding Sustainable Investments, however, they may form part of the portfolio.



● **What investments are included under “#2 Other”, what is their purpose and are there any minimum environmental or social safeguards?**

Other holdings are limited to 30% and may include derivatives, cash and near cash instruments and shares or units of CIS and fixed income transferable securities (also known as debt securities) issued by governments and agencies worldwide.

These investments may be used for investment purposes in pursuit of the Fund's (non ESG) investment objective, for the purposes of liquidity management and/or hedging.

No other holdings are considered against minimum environmental or social safeguards.



● **Is a specific index designated as a reference benchmark to determine whether this financial product is aligned with the environmental and/or social characteristics that it promotes?**

No.

Reference benchmarks are indexes to measure whether the financial product attains the environmental or social characteristics that they promote.

● **How is the reference benchmark continuously aligned with each of the environmental or social characteristics promoted by the financial product?**

Not applicable.

● **How is the alignment of the investment strategy with the methodology of the index ensured on a continuous basis?**

Not applicable .

● **How does the designated index differ from a relevant broad market index?**

Not applicable.

● **Where can the methodology used for the calculation of the designated index be found?**

Not applicable.



● **Where can I find more product specific information online?**

● **More product-specific information can be found on the website:**

Please refer to the website page for the Fund, which can be found by typing the name of the Fund into the search bar on the BlackRock website: www.blackrock.com.

Pre-contractual disclosure for the financial products referred to in Article 8 paragraphs 1, 2 and 2a of Regulation (EU) 2019/2088 and Article 6, first paragraph, of Regulation (EU) 2020/852

**Product name: BlackRock Sustainable Advantage US Equity Fund
Legal entity identifier: 549300U52O7F8G705S53**

Environmental and/or social characteristics

Sustainable investment means an investment in an economic activity that contributes to an environmental or social objective, provided that the investment does not significantly harm any environmental or social objective and that the investee companies follow good governance practices.

The EU Taxonomy is a classification system laid down in Regulation (EU) 2020/852, establishing a list of **environmentally sustainable economic activities**. That Regulation does not lay down a list of socially sustainable economic activities. Sustainable investments with an environmental objective might be aligned with the Taxonomy or not.

Does this financial product have a sustainable investment objective?	
<p><input checked="" type="radio"/> <input checked="" type="radio"/> <input type="checkbox"/> Yes</p> <p><input type="checkbox"/> It will make a minimum of sustainable investments with an environmental objective: ____%</p> <p><input type="checkbox"/> in economic activities that qualify as environmentally sustainable under the EU Taxonomy</p> <p><input type="checkbox"/> in economic activities that do not qualify as environmentally sustainable under the EU Taxonomy</p> <p><input type="checkbox"/> It will make a minimum of sustainable investments with a social objective: ____%</p>	<p><input checked="" type="radio"/> <input type="radio"/> <input checked="" type="checkbox"/> No</p> <p><input checked="" type="checkbox"/> It promotes Environmental/Social (E/S) characteristics and while it does not have as its objective a sustainable investment, it will have a minimum proportion of 20% of sustainable investments</p> <p><input type="checkbox"/> with an environmental objective in economic activities that qualify as environmentally sustainable under the EU Taxonomy</p> <p><input checked="" type="checkbox"/> with an environmental objective in economic activities that do not qualify as environmentally sustainable under the EU Taxonomy</p> <p><input checked="" type="checkbox"/> with a social objective</p> <p><input type="checkbox"/> It promotes E/S characteristics, but will not make any sustainable investments</p>



What environmental and/or social characteristics are promoted by this financial product?

The Fund invests in Sustainable Investments. BlackRock defines Sustainable Investments as investments in issuers or securities that contribute to an environmental or social objective, do not significantly harm any of those objectives and where investee companies follow good governance practices. BlackRock refers to relevant sustainability frameworks to identify the alignment of the investment to environmental or social objectives.

Sustainable Investments should also meet the do no significant harm (DNSH) requirements, as defined by applicable law and regulation. BlackRock has developed a set of criteria to assess whether an issuer or investment does significant harm.

This Fund seeks to address key environmental and social issues that are deemed to be relevant to the issuers' businesses using ESG scores as a means of assessing issuers' exposure to and management of those risks and opportunities. The ESG scores recognise that certain environmental and social issues are more material based on the type of activity that the issuer is involved in by weighting the issues differently in the scoring methodology. The following environmental themes are captured in the environmental component of the ESG score: climate change, natural capital, pollution and waste and environmental opportunities. The following social themes are captured in the social component of the ESG score: human capital, product liability, stakeholder opposition and social opportunities. Corporate issuers that have better ESG scores are perceived to have more sustainable business practices.

Greenhouse gas emissions are categorised into three groups or 'scopes' by the most widely-used international accounting tool, the Greenhouse Gas (GHG) Protocol. Scope 1 covers direct emissions from owned or controlled sources. Scope 2 covers indirect emissions from the generation of purchased electricity, steam, heating and cooling consumed by the reporting issuer. Scope 3 includes all other indirect emissions that occur in an issuer's value chain. The Fund seeks to have a lower greenhouse gas emissions intensity of the portfolio relative to the Index, which is

the estimated greenhouse gas (Scope 1 and Scope 2) emissions per \$1 million of sales revenue across the Fund's holdings. For the avoidance of doubt, Scope 3 is not currently considered for this calculation.

This Fund applies the BlackRock EMEA Baseline Screens. This set of screens avoids exposures that have negative environmental outcomes by excluding direct investment in issuers that have material involvement in thermal coal and tar sands extraction, as well as thermal coal-based power generation. Negative social outcomes are also avoided by excluding direct investment in issuers involved in controversial weapons and nuclear weapons, and material involvement in production and distribution of civilian firearms and tobacco. This Fund also excludes issuers deemed to have failed to comply with the 10 UN Global Compact Principles, which cover human rights, labour standards, the environment, and anti-corruption.

The Fund does not use a reference benchmark for the purposes of attaining the ESG characteristics that it promotes, however, MSCI USA Index (the "Index") is used to compare certain ESG characteristics promoted by the Fund.

Sustainability indicators measure how the environmental or social characteristics promoted by the financial product are attained.

● ***What sustainability indicators are used to measure the attainment of each of the environmental or social characteristics promoted by this financial product?***

The sustainability indicators used to measure the attainment of the environmental or social characteristics promoted by this Fund include:

1. The Fund's holdings in Sustainable Investments, as described above.
2. The Fund's ESG rating, which is the weighted average of ESG scores of the Fund's holdings, as described above.
3. The Fund's carbon emissions intensity, as described above.
4. The Fund's consideration of principal adverse impacts (PAIs) on sustainability factors, as described below.
5. The Fund's exclusion of holdings in issuers identified by the exclusion criteria set out in the BlackRock EMEA Baseline Screens, as described above.

● ***What are the objectives of the sustainable investments that the financial product partially intends to make and how does the sustainable investment contribute to such objectives?***

This Fund invests at least 20% of its holdings in Sustainable Investments. All Sustainable Investments will be assessed by the Investment Manager to comply with BlackRock's DNSH standard outlined above.

BlackRock invests in Sustainable Investments which contribute to a range of environmental and / or social objectives which may include but are not limited to, alternative and renewable energy, energy efficiency, pollution prevention or mitigation, reuse and recycling, health, nutrition, sanitation and education and the UN Sustainable Development Goals ("Environmental and Social Objectives").

An investment will be assessed as contributing to an Environmental and/or Social Objective where:

- a) minimum proportion of the issuer's business activity contributes to an Environmental and/or Social Objective; or
- b) the issuer's business practices contribute to an Environmental and/or Social Objective.

● ***How do the sustainable investments that the financial product partially intends to make, not cause significant harm to any environmental or social sustainable investment objective?***

Sustainable Investments meet the DNSH requirements, as defined by applicable law and regulation. BlackRock has developed a set of criteria across all Sustainable Investments to assess



whether an issuer or investment does significant harm. Investments considered to be causing significant harm do not qualify as Sustainable Investments.

— How have the indicators for adverse impacts on sustainability factors been taken into account?

The indicators for adverse impacts on sustainability factors for each type of investment are assessed using BlackRock's Sustainable Investments proprietary methodology. BlackRock uses third-party data and/or fundamental analysis to identify investments which negatively impact sustainability factors and cause significant harm.

BlackRock makes use of internal analysis and third-party data sources to measure how issuers negatively impact sustainability factors and cause significant harm.

— How are the sustainable investments aligned with the OECD Guidelines for Multinational Enterprises and the UN Guiding Principles on Business and Human Rights? Details:

Sustainable Investments are assessed to consider any detrimental impacts and ensure compliance with international standards of the OECD Guidelines for Multinational Enterprises and the UN Guiding Principles on Business and Human Rights, including the principles and rights set out in the eight fundamental conventions identified in the Declaration of the International Labour Organisation on Fundamental Principles and Rights at Work and the International Bill of Human Rights. Issuers deemed to have violated these conventions are not considered as Sustainable Investments.

The EU Taxonomy sets out a "do not significant harm" principle by which Taxonomy-aligned investments should not significantly harm EU Taxonomy objectives and is accompanied by specific EU criteria.

The "do no significant harm" principle applies only to those investments underlying the financial product that take into account the EU criteria for environmentally sustainable economic activities. The investments underlying the remaining portion of this financial product do not take into account the EU criteria for environmentally sustainable economic activities.

Any other sustainable investments must also not significantly harm any environmental or social objectives.

Principal adverse impacts are the most significant negative impacts of investment decisions on sustainability factors relating to environmental, social and employee matters, respect for human rights, anti-corruption and anti-bribery matters.



Does this financial product consider principal adverse impacts on sustainability factors?

Yes

No

The Fund considers PAIs on sustainability factors through the application of the BlackRock EMEA Baseline Screens and its carbon reduction target.

The Fund takes into account the following PAIs:

- GHG emissions
- GHG intensity of investee companies.
- Exposure to companies active in the fossil fuel sector
- Violations of UN Global Compact principles and Organisation for Economic Cooperation and Development (OECD) Guidelines for Multinational Enterprises
- Exposure to controversial weapons (anti personnel mines, cluster munitions, chemical weapons and biological weapons)

In addition, this Fund takes into account the PAIs through BlackRock's DNSH standard for Sustainable Investments. This Fund will provide information on the PAIs in its annual report.

The investment strategy guides investment decisions based on factors such as investment objectives and risk tolerance.

What investment strategy does this financial product follow?

The Fund seeks to gain at least 70% of its investment exposure to equity securities (e.g. shares) of companies domiciled in, listed in, or the main business of which is in, the United States of America.

The Fund uses quantitative (i.e. rule based) approach to stock selection. The models select stocks from a broad universe of equities (remaining after the application of ESG exclusionary screens and rank them broadly according to multiple characteristics, including company fundamentals, market sentiment,

macro-economic themes and ESG characteristics (each of which is described below). The Investment Manager assigns a weighting to each category within the models based on an assessment of the performance, volatility, correlation and turnover within each model.

Within the company fundamentals category, the Fund uses techniques to assess stock characteristics such as relative valuation, strength of earnings, quality of balance sheet and cashflow trends.

Within the market sentiment category, the Fund uses techniques to assess drivers such as the views of other market participants (for example, sell-side analysts, other investors and company management teams) as well as trends exhibited by related companies.

Within the macro-economic themes category, the Fund uses techniques to position the portfolio with respect to certain industries and styles (such as value, momentum and quality), which are best placed for prevailing macro conditions.

The ESG models used fall into various sub-categories, including risk mitigation (identifying companies with a high number of controversies, lawsuits, litigation, or concerns around the amount of tax they pay); human capital (identifying companies who attract a diverse employee base and have fair employment practices); environmental transition (measuring companies' greenhouse gas emissions, water intensity, and green innovation); and social impact (identifying companies who seek to address social issues and disease burden). ESG data is also incorporated across all the above quantitative models.

These quantitative models, combined with an automated portfolio construction tool which is proprietary to the Investment Manager, inform which stocks will comprise the Fund's portfolio, removing any that conflict with the BlackRock EMEA Baseline Screens outlined below and replacing them with stocks from within the same universe with a similar expected return. The Investment Manager reviews the positions generated by the portfolio construction tool before they are traded to compare against the categories (as described above) inputted to the model and to consider the impact of any subsequent public information in relation to the positions such as merger and acquisition announcements, significant litigation or changes in senior management personnel.

The portfolio construction tool is also subject to investment constraints which optimise the portfolio so that:

(a) the weighted average ESG rating of the Fund is higher than the ESG rating of the Index after eliminating at least 20% of the least well-rated securities from the Index; and

(b) the portfolio has a 30-50% lower carbon emissions intensity score overall, relative to the Index.

These ESG ratings and carbon intensity scores are as defined by MSCI. The Investment Manager will create a portfolio that generally seeks to deliver a superior ESG outcome versus the Index. More than 90% of the issuers of securities (excluding any money market funds) the Fund invests in are ESG rated or have been analysed for ESG purposes.

- ***What are the binding elements of the investment strategy used to select the investments to attain each of the environmental or social characteristics promoted by this financial product?***

The binding elements of the investment strategy are as follows:

1. Maintain that the Fund holds at least 20% in Sustainable Investments.
2. Maintain that the weighted average ESG rating of the Fund will be higher than the Index after eliminating at least 20% of the least well-rated securities from the Index.
3. Maintain the Fund's carbon emissions intensity as 30-50% lower than that of the Fund's Index.
4. Apply the BlackRock EMEA Baseline Screens.
5. Ensure that more than 90% of the issuers of securities in which the Fund invests (excluding money market funds) shall be ESG rated or have been analysed for ESG purposes.

- ***What is the committed minimum rate to reduce the scope of the investments considered prior to the application of that investment strategy?***

Whilst the Fund applies exclusionary screens to avoid investment in the activities listed above, there is no commitment to reduce the scope of investments by a minimum rate.

Good governance practices include sound management structures, employee relations, remuneration of staff and tax compliance.

● **What is the policy to assess good governance practices of the investee companies?**

BlackRock assesses good governance practices of the investee companies by combining proprietary insights and shareholder engagement by the Investment Manager, with data from external ESG research providers. BlackRock uses data from external ESG research providers to initially identify issuers which may not have satisfactory governance practices in relation to key performance indicators (KPIs) related to sound management structure, employee relations, remuneration of staff and tax compliance.

Where issuers are identified as potentially having issues with regards to good governance, the issuers are reviewed to ensure that, where the Investment Manager agrees with this external assessment, the Investment Manager is satisfied that the issuer has either taken remediation actions or will take remedial actions within a reasonable time frame based on the Investment Manager’s direct engagement with the issuer. The Investment Manager may also decide to reduce exposure to such issuers.

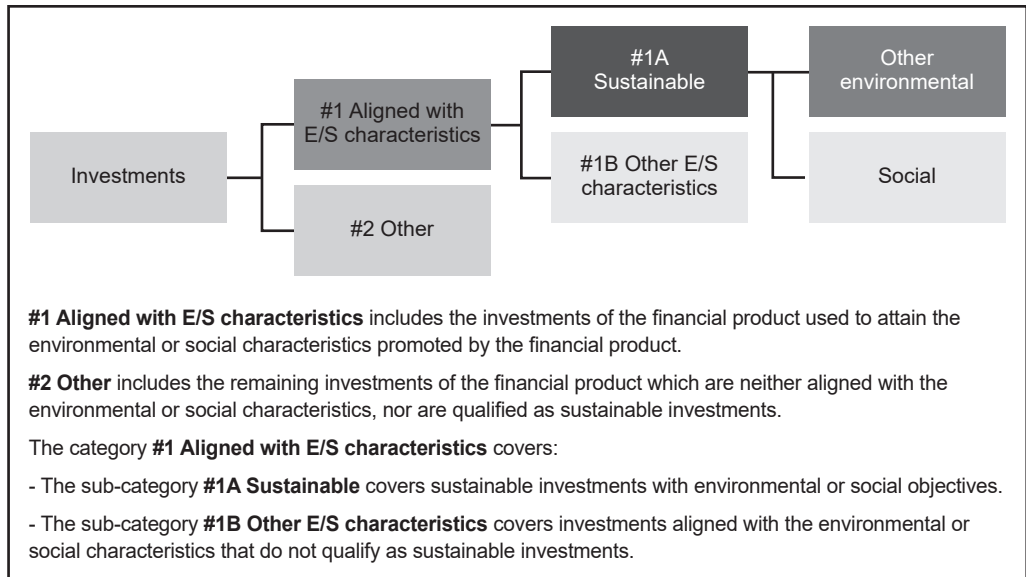


What is the asset allocation planned for this financial product?

A minimum of 70% of the Fund’s total assets will be invested in investments that are aligned with the environmental and/or social characteristics described above (#1 Aligned with E/S characteristics). Of these investments, a minimum of 20% of the Fund’s total assets will be invested in Sustainable Investments (#1A Sustainable), and the remainder will be invested in investments aligned with other environmental and/or social characteristics described above (#1B Other E/S characteristics). The Fund may invest up to 30% of its total assets in other investments (#2 Other investments).

Asset allocation describes the share of investments in specific assets.

Taxonomy-aligned activities are expressed as a share of:
- **turnover** reflecting the share of revenue from green activities of investee companies



● **How does the use of derivatives attain the environmental or social characteristics promoted by the financial product?**

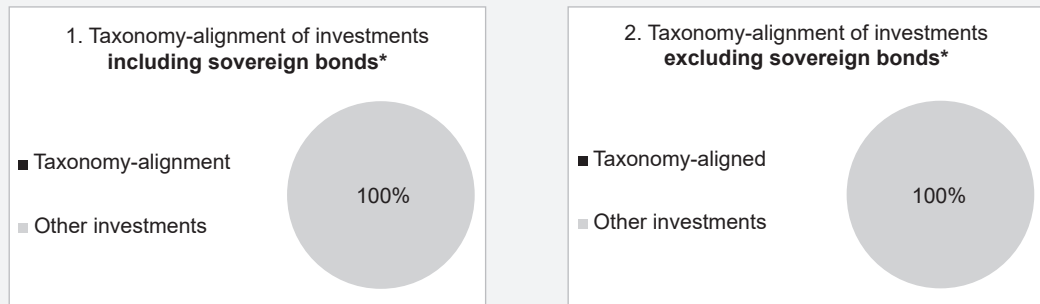
The Fund may use derivatives for investment purposes and for the purposes of efficient portfolio management. For derivatives, any ESG rating or analyses referenced above will apply only to the underlying investment.



To what minimum extent are sustainable investments with an environmental objective aligned with the EU Taxonomy?

The Fund does not currently commit to invest more than 0% of its assets in Sustainable Investments with an environmental objective aligned with the EU Taxonomy, however, these investments may form part of the portfolio.

The two graphs below show the minimum percentage of investments that are aligned with the EU Taxonomy. As there is no appropriate methodology to determine the Taxonomy-alignment of sovereign bonds, the first graph shows the Taxonomy-alignment in relation to all the investments of the financial product including sovereign bonds, while the second graph shows the Taxonomy-alignment only in relation to the investments of the financial product other than sovereign bonds.*



**For the purpose of these graphs, 'sovereign bonds' consist of all sovereign exposures*

Enabling activities directly enable other activities to make a substantial contribution to an environmental objective.

Transitional activities are activities for which low-carbon alternatives are not yet available and among others have greenhouse gas emission levels corresponding to the best performance.

 are sustainable investments with an environmental objective that **do not take into account the criteria** for environmentally sustainable economic activities under the EU Taxonomy.

● **What is the minimum share of investments in transitional and enabling activities?**

The Fund does not commit to making investments in transitional and enabling activities, however, these investments may form part of the portfolio.



What is the minimum share of sustainable investments with an environmental objective that are not aligned with the EU Taxonomy?

A minimum of 20% of the Fund's total assets will be invested in Sustainable Investments. As noted above, these Sustainable Investments will be a mix of Sustainable Investments with an environmental objective that is not aligned with the EU Taxonomy or a social objective or a combination of both, and the exact composition may fluctuate.

The Fund invests in Sustainable Investments that are not aligned with the EU Taxonomy for the following reasons: (i) it is part of the investment strategy of the Fund; (ii) data to determine EU Taxonomy-alignment may be unavailable; and / or (iii) underlying economic activities may not be eligible under the EU Taxonomy's available technical screening criteria or may not comply with all requirements set out in such technical screening criteria.



What is the minimum share of socially sustainable investments?

A minimum of 20% of the Fund's total assets will be invested in Sustainable Investments. As noted above, these Sustainable Investments will be a mix of Sustainable Investments with an environmental objective that is not aligned with the EU taxonomy or a social objective or a combination of both, and the exact composition may fluctuate.

The Fund invests in Sustainable Investments that are not aligned with the EU Taxonomy for the following reasons: (i) it is part of the investment strategy of the Fund; (ii) data to determine EU Taxonomy-alignment may be unavailable; and / or (iii) underlying economic activities may not be eligible under the EU Taxonomy's available technical screening criteria or may not comply with all requirements set out in such technical screening criteria.



What investments are included under “#2 Other”, what is their purpose and are there any minimum environmental or social safeguards?

Other holdings are limited to 30% and may include derivatives, cash and near cash instruments and shares or units of CIS and fixed income transferable securities (also known as debt securities) issued by governments and agencies worldwide.

These investments may be used for investment purposes in pursuit of the Fund's (non ESG) investment objective, for the purposes of liquidity management and/or hedging.

No other holdings are considered against minimum environmental or social safeguards.



Reference benchmarks are indexes to measure whether the financial product attains the environmental or social characteristics that they promote.

Is a specific index designated as a reference benchmark to determine whether this financial product is aligned with the environmental and/or social characteristics that it promotes?

No.

Please note that the MSCI USA Index is used to compare certain ESG characteristics promoted by the Fund.

- ***How is the reference benchmark continuously aligned with each of the environmental or social characteristics promoted by the financial product?***

Not applicable.

- ***How is the alignment of the investment strategy with the methodology of the index ensured on a continuous basis?***

Not applicable .

- ***How does the designated index differ from a relevant broad market index?***

Not applicable.

- ***Where can the methodology used for the calculation of the designated index be found?***

Not applicable.



Where can I find more product specific information online?

More product-specific information can be found on the website:

Please refer to the website page for the Fund, which can be found by typing the name of the Fund into the search bar on the BlackRock website: www.blackrock.com.

Pre-contractual disclosure for the financial products referred to in Article 8 paragraphs 1, 2 and 2a of Regulation (EU) 2019/2088 and Article 6, first paragraph, of Regulation (EU) 2020/852

**Product name: BlackRock Sustainable Advantage World Equity Fund
Legal entity identifier: 5493002MQ0TZR3NYON05**

Environmental and/or social characteristics

Sustainable investment means an investment in an economic activity that contributes to an environmental or social objective, provided that the investment does not significantly harm any environmental or social objective and that the investee companies follow good governance practices.

The EU Taxonomy is a classification system laid down in Regulation (EU) 2020/852, establishing a list of environmentally sustainable economic activities. That Regulation does not lay down a list of socially sustainable economic activities. Sustainable investments with an environmental objective might be aligned with the Taxonomy or not.

Does this financial product have a sustainable investment objective?	
<p><input checked="" type="radio"/> <input checked="" type="radio"/> <input type="checkbox"/> Yes</p> <p><input type="checkbox"/> It will make a minimum of sustainable investments with an environmental objective: ____%</p> <p><input type="checkbox"/> in economic activities that qualify as environmentally sustainable under the EU Taxonomy</p> <p><input type="checkbox"/> in economic activities that do not qualify as environmentally sustainable under the EU Taxonomy</p> <p><input type="checkbox"/> It will make a minimum of sustainable investments with a social objective: ____%</p>	<p><input checked="" type="radio"/> <input type="radio"/> <input checked="" type="checkbox"/> No</p> <p><input checked="" type="checkbox"/> It promotes Environmental/Social (E/S) characteristics and while it does not have as its objective a sustainable investment, it will have a minimum proportion of 20% of sustainable investments</p> <p><input type="checkbox"/> with an environmental objective in economic activities that qualify as environmentally sustainable under the EU Taxonomy</p> <p><input checked="" type="checkbox"/> with an environmental objective in economic activities that do not qualify as environmentally sustainable under the EU Taxonomy</p> <p><input checked="" type="checkbox"/> with a social objective</p> <p><input type="checkbox"/> It promotes E/S characteristics, but will not make any sustainable investments</p>



What environmental and/or social characteristics are promoted by this financial product?

The Fund invests in Sustainable Investments. BlackRock defines Sustainable Investments as investments in issuers or securities that contribute to an environmental or social objective, do not significantly harm any of those objectives and where investee companies follow good governance practices. BlackRock refers to relevant sustainability frameworks to identify the alignment of the investment to environmental or social objectives.

Sustainable Investments should also meet the do no significant harm (DNSH) requirements, as defined by applicable law and regulation. BlackRock has developed a set of criteria to assess whether an issuer or investment does significant harm.

This Fund seeks to address key environmental and social issues that are deemed to be relevant to the issuers' businesses using ESG scores as a means of assessing issuers' exposure to and management of those risks and opportunities. The ESG scores recognise that certain environmental and social issues are more material based on the type of activity that the issuer is involved in by weighting the issues differently in the scoring methodology. The following environmental themes are captured in the environmental component of the ESG score: climate change, natural capital, pollution and waste and environmental opportunities. The following social themes are captured in the social component of the ESG score: human capital, product liability, stakeholder opposition and social opportunities. Corporate issuers that have better ESG scores are perceived to have more sustainable business practices.

Greenhouse gas emissions are categorised into three groups or 'scopes' by the most widely-used international accounting tool, the Greenhouse Gas (GHG) Protocol. Scope 1 covers direct emissions from owned or controlled sources. Scope 2 covers indirect emissions from the generation of purchased electricity, steam, heating and cooling consumed by the reporting issuer. Scope 3 includes all other indirect emissions that occur in an issuer's value chain. The Fund seeks

to have a lower greenhouse gas emissions intensity of the portfolio relative to the Index, which is the estimated greenhouse gas (Scope 1 and Scope 2) emissions per \$1 million of sales revenue across the Fund's holdings. For the avoidance of doubt, Scope 3 is not currently considered for this calculation.

This Fund applies the BlackRock EMEA Baseline Screens. This set of screens avoids exposures that have negative environmental outcomes by excluding direct investment in issuers that have material involvement in thermal coal and tar sands extraction, as well as thermal coal-based power generation. Negative social outcomes are also avoided by excluding direct investment in issuers involved in controversial weapons and nuclear weapons, and material involvement in production and distribution of civilian firearms and tobacco. This Fund also excludes issuers deemed to have failed to comply with the 10 UN Global Compact Principles, which cover human rights, labour standards, the environment, and anti-corruption.

The Fund does not use a reference benchmark for the purposes of attaining the ESG characteristics that it promotes, however, MSCI World Index (the "Index") is used to compare certain ESG characteristics promoted by the Fund.

Sustainability indicators measure how the environmental or social characteristics promoted by the financial product are attained.

● ***What sustainability indicators are used to measure the attainment of each of the environmental or social characteristics promoted by this financial product?***

The sustainability indicators used to measure the attainment of the environmental or social characteristics promoted by this Fund include:

1. The Fund's holdings in Sustainable Investments, as described above.
2. The Fund's ESG rating, which is the weighted average of ESG scores of the Fund's holdings, as described above.
3. The Fund's carbon emissions intensity, as described above.
4. The Fund's consideration of principal adverse impacts (PAIs) on sustainability factors, as described below.
5. The Fund's exclusion of holdings in issuers identified by the exclusion criteria set out in the BlackRock EMEA Baseline Screens, as described above.

● ***What are the objectives of the sustainable investments that the financial product partially intends to make and how does the sustainable investment contribute to such objectives?***

This Fund invests at least 20% of its holdings in Sustainable Investments. All Sustainable Investments will be assessed by the Investment Manager to comply with BlackRock's DNSH standard outlined above.

BlackRock invests in Sustainable Investments which contribute to a range of environmental and / or social objectives which may include but are not limited to, alternative and renewable energy, energy efficiency, pollution prevention or mitigation, reuse and recycling, health, nutrition, sanitation and education and the UN Sustainable Development Goals ("Environmental and Social Objectives").

An investment will be assessed as contributing to an Environmental and/or Social Objective where:

- a) minimum proportion of the issuer's business activity contributes to an Environmental and/or Social Objective; or
- b) the issuer's business practices contribute to an Environmental and/or Social Objective.

● ***How do the sustainable investments that the financial product partially intends to make, not cause significant harm to any environmental or social sustainable investment objective?***

Sustainable Investments meet the DNSH requirements, as defined by applicable law and regulation. BlackRock has developed a set of criteria across all Sustainable Investments to assess



whether an issuer or investment does significant harm. Investments considered to be causing significant harm do not qualify as Sustainable Investments.

— *How have the indicators for adverse impacts on sustainability factors been taken into account?*

The indicators for adverse impacts on sustainability factors for each type of investment are assessed using BlackRock's Sustainable Investments proprietary methodology. BlackRock uses third-party data and/or fundamental analysis to identify investments which negatively impact sustainability factors and cause significant harm.

BlackRock makes use of internal analysis and third-party data sources to measure how issuers negatively impact sustainability factors and cause significant harm.

— *How are the sustainable investments aligned with the OECD Guidelines for Multinational Enterprises and the UN Guiding Principles on Business and Human Rights? Details:*

Sustainable Investments are assessed to consider any detrimental impacts and ensure compliance with international standards of the OECD Guidelines for Multinational Enterprises and the UN Guiding Principles on Business and Human Rights, including the principles and rights set out in the eight fundamental conventions identified in the Declaration of the International Labour Organisation on Fundamental Principles and Rights at Work and the International Bill of Human Rights. Issuers deemed to have violated these conventions are not considered as Sustainable Investments.

The EU Taxonomy sets out a "do not significant harm" principle by which Taxonomy-aligned investments should not significantly harm EU Taxonomy objectives and is accompanied by specific EU criteria.

The "do no significant harm" principle applies only to those investments underlying the financial product that take into account the EU criteria for environmentally sustainable economic activities. The investments underlying the remaining portion of this financial product do not take into account the EU criteria for environmentally sustainable economic activities.

Any other sustainable investments must also not significantly harm any environmental or social objectives.

Principal adverse impacts are the most significant negative impacts of investment decisions on sustainability factors relating to environmental, social and employee matters, respect for human rights, anti-corruption and anti-bribery matters.



Does this financial product consider principal adverse impacts on sustainability factors?

Yes

No

The Fund considers PAIs on sustainability factors through the application of the BlackRock EMEA Baseline Screens and its carbon reduction target.

The Fund takes into account the following PAIs:

- GHG emissions
- GHG intensity of investee companies.
- Exposure to companies active in the fossil fuel sector
- Violations of UN Global Compact principles and Organisation for Economic Cooperation and Development (OECD) Guidelines for Multinational Enterprises
- Exposure to controversial weapons (anti personnel mines, cluster munitions, chemical weapons and biological weapons)

In addition, this Fund takes into account the PAIs through BlackRock's DNSH standard for Sustainable Investments. This Fund will provide information on the PAIs in its annual report.

The investment strategy guides investment decisions based on factors such as investment objectives and risk tolerance.

What investment strategy does this financial product follow?

The Fund seeks to gain at least 70% of its investment exposure to equity securities (e.g. shares) of companies domiciled in, listed in, or the main business of which is in, global developed markets.

The Fund uses quantitative (i.e. rule based) approach to stock selection. The models select stocks from a broad universe of equities (remaining after the application of ESG exclusionary screens,) and rank them broadly according to multiple characteristics, including company fundamentals, market sentiment, macro-economic themes and ESG characteristics (each of which is described below). The Investment Manager assigns a weighting to each category within the models based on an assessment of the performance, volatility, correlation and turnover within each model.

Within the company fundamentals category, the Fund uses techniques to assess stock characteristics such as relative valuation, strength of earnings, quality of balance sheet and cashflow trends.

Within the market sentiment category, the Fund uses techniques to assess drivers such as the views of other market participants (for example, sell-side analysts, other investors and company management teams) as well as trends exhibited by related companies.

Within the macro-economic themes category, the Fund uses techniques to position the portfolio with respect to certain industries and styles (such as value, momentum and quality), which are best placed for prevailing macro conditions.

The ESG models used fall into various sub-categories, including risk mitigation (identifying companies with a high number of controversies, lawsuits, litigation, or concerns around the amount of tax they pay); human capital (identifying companies who attract a diverse employee base and have fair employment practices); environmental transition (measuring companies' greenhouse gas emissions, water intensity, and green innovation); and social impact (identifying companies who seek to address social issues and disease burden). ESG data is also incorporated across all the above quantitative models.

These quantitative models, combined with an automated portfolio construction tool which is proprietary to the Investment Manager, inform which stocks will comprise the Fund's portfolio, removing any that conflict with the BlackRock EMEA Baseline Screens and replacing them with stocks from within the same universe with a similar expected return. The Investment Manager reviews the positions generated by the portfolio construction tool before they are traded to compare against the categories (as described above) inputted to the model and to consider the impact of any subsequent public information in relation to the positions such as merger and acquisition announcements, significant litigation or changes in senior management personnel.

The portfolio construction tool is also subject to investment constraints which optimise the portfolio so that:

(a) the weighted average ESG rating of the Fund is higher than the ESG rating of the Index after eliminating at least 20% of the least well-rated securities from the Index; and

(b) the portfolio has a 30-50% lower carbon emissions intensity score overall, relative to the Index.

These ESG ratings and carbon intensity scores are as defined by MSCI. The Investment Manager will create a portfolio that generally seeks to deliver a superior ESG outcome versus the Index. More than 90% of the issuers of securities (excluding any money market funds) the Fund invests in are ESG rated or have been analysed for ESG purposes.

- ***What are the binding elements of the investment strategy used to select the investments to attain each of the environmental or social characteristics promoted by this financial product?***

The binding elements of the investment strategy are as follows:

1. Maintain that the Fund holds at least 20% in Sustainable Investments.
2. Maintain that the weighted average ESG rating of the Fund will be higher than the Index after eliminating at least 20% of the least well-rated securities from the Index.
3. Maintain the Fund's carbon emissions intensity as 30-50% lower than that of the Fund's Index.
4. Apply the BlackRock EMEA Baseline Screens.
5. Ensure that more than 90% of the issuers of securities in which the Fund invests (excluding money market funds) shall be ESG rated or have been analysed for ESG purposes.

- ***What is the committed minimum rate to reduce the scope of the investments considered prior to the application of that investment strategy?***

Whilst the Fund applies exclusionary screens to avoid investment in the activities listed above, there is no commitment to reduce the scope of investments by a minimum rate.

Good governance practices include sound management structures, employee relations, remuneration of staff and tax compliance.

● **What is the policy to assess good governance practices of the investee companies?**

BlackRock assesses good governance practices of the investee companies by combining proprietary insights and shareholder engagement by the Investment Manager, with data from external ESG research providers. BlackRock uses data from external ESG research providers to initially identify issuers which may not have satisfactory governance practices in relation to key performance indicators (KPIs) related to sound management structure, employee relations, remuneration of staff and tax compliance.

Where issuers are identified as potentially having issues with regards to good governance, the issuers are reviewed to ensure that, where the Investment Manager agrees with this external assessment, the Investment Manager is satisfied that the issuer has either taken remediation actions or will take remedial actions within a reasonable time frame based on the Investment Manager’s direct engagement with the issuer. The Investment Manager may also decide to reduce exposure to such issuers.

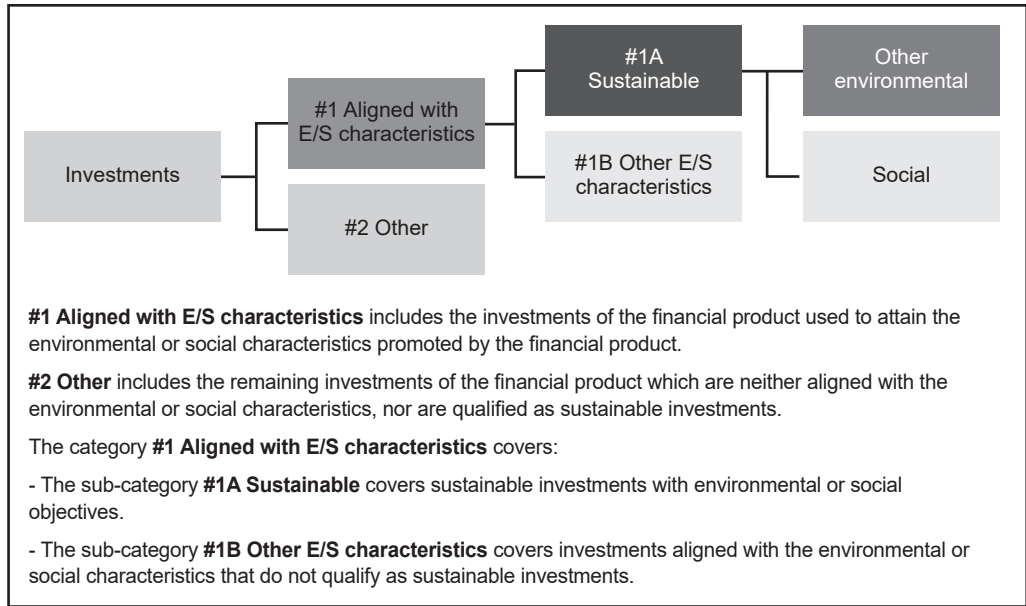


What is the asset allocation planned for this financial product?

A minimum of 70% of the Fund’s total assets will be invested in investments that are aligned with the environmental and/or social characteristics described above (#1 Aligned with E/S characteristics). Of these investments, a minimum of 20% of the Fund’s total assets will be invested in Sustainable Investments (#1A Sustainable), and the remainder will be invested in investments aligned with other environmental and/or social characteristics described above (#1B Other E/S characteristics). The Fund may invest up to 30% of its total assets in other investments (#2 Other investments).

Asset allocation describes the share of investments in specific assets.

Taxonomy-aligned activities are expressed as a share of:
- **turnover** reflecting the share of revenue from green activities of investee companies



● **How does the use of derivatives attain the environmental or social characteristics promoted by the financial product?**

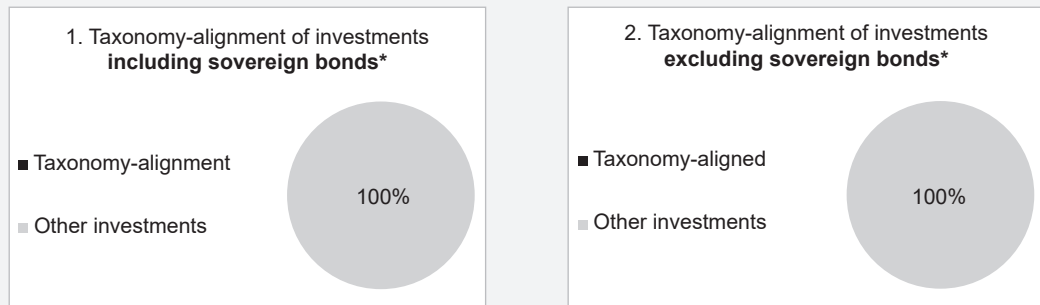
The Fund may use derivatives for investment purposes and for the purposes of efficient portfolio management. For derivatives, any ESG rating or analyses referenced above will apply only to the underlying investment.



To what minimum extent are sustainable investments with an environmental objective aligned with the EU Taxonomy?

The Fund does not currently commit to invest more than 0% of its assets in Sustainable Investments with an environmental objective aligned with the EU Taxonomy, however, these investments may form part of the portfolio.

The two graphs below show the minimum percentage of investments that are aligned with the EU Taxonomy. As there is no appropriate methodology to determine the Taxonomy-alignment of sovereign bonds, the first graph shows the Taxonomy-alignment in relation to all the investments of the financial product including sovereign bonds, while the second graph shows the Taxonomy-alignment only in relation to the investments of the financial product other than sovereign bonds.*



**For the purpose of these graphs, 'sovereign bonds' consist of all sovereign exposures*

Enabling activities directly enable other activities to make a substantial contribution to an environmental objective.

Transitional activities are activities for which low-carbon alternatives are not yet available and among others have greenhouse gas emission levels corresponding to the best performance.

 are sustainable investments with an environmental objective that **do not take into account the criteria** for environmentally sustainable economic activities under the EU Taxonomy.

● **What is the minimum share of investments in transitional and enabling activities?**

The Fund does not commit to making investments in transitional and enabling activities, however, these investments may form part of the portfolio.



What is the minimum share of sustainable investments with an environmental objective that are not aligned with the EU Taxonomy?

A minimum of 20% of the Fund's total assets will be invested in Sustainable Investments. As noted above, these Sustainable Investments will be a mix of Sustainable Investments with an environmental objective that is not aligned with the EU Taxonomy or a social objective or a combination of both, and the exact composition may fluctuate.

The Fund invests in Sustainable Investments that are not aligned with the EU Taxonomy for the following reasons: (i) it is part of the investment strategy of the Fund; (ii) data to determine EU Taxonomy-alignment may be unavailable; and / or (iii) underlying economic activities may not be eligible under the EU Taxonomy's available technical screening criteria or may not comply with all requirements set out in such technical screening criteria.



What is the minimum share of socially sustainable investments?

A minimum of 20% of the Fund's total assets will be invested in Sustainable Investments. As noted above, these Sustainable Investments will be a mix of Sustainable Investments with an environmental objective that is not aligned with the EU taxonomy or a social objective or a combination of both, and the exact composition may fluctuate.

The Fund invests in Sustainable Investments that are not aligned with the EU Taxonomy for the following reasons: (i) it is part of the investment strategy of the Fund; (ii) data to determine EU Taxonomy-alignment may be unavailable; and / or (iii) underlying economic activities may not be eligible under the EU Taxonomy's available technical screening criteria or may not comply with all requirements set out in such technical screening criteria.



What investments are included under “#2 Other”, what is their purpose and are there any minimum environmental or social safeguards?

Other holdings are limited to 30% and may include derivatives, cash and near cash instruments and shares or units of CIS and fixed income transferable securities (also known as debt securities) issued by governments and agencies worldwide.

These investments may be used for investment purposes in pursuit of the Fund's (non ESG) investment objective, for the purposes of liquidity management and/or hedging.

No other holdings are considered against minimum environmental or social safeguards.



Reference benchmarks are indexes to measure whether the financial product attains the environmental or social characteristics that they promote.

Is a specific index designated as a reference benchmark to determine whether this financial product is aligned with the environmental and/or social characteristics that it promotes?

No.

Please note that the MSCI World Index is used to compare certain ESG characteristics promoted by the Fund.

- ***How is the reference benchmark continuously aligned with each of the environmental or social characteristics promoted by the financial product?***

Not applicable.

- ***How is the alignment of the investment strategy with the methodology of the index ensured on a continuous basis?***

Not applicable .

- ***How does the designated index differ from a relevant broad market index?***

Not applicable.

- ***Where can the methodology used for the calculation of the designated index be found?***

Not applicable.



Where can I find more product specific information online?

More product-specific information can be found on the website:

Please refer to the website page for the Fund, which can be found by typing the name of the Fund into the search bar on the BlackRock website: www.blackrock.com.

Pre-contractual disclosure for the financial products referred to in Article 8 paragraphs 1, 2 and 2a of Regulation (EU) 2019/2088 and Article 6, first paragraph, of Regulation (EU) 2020/852

**Product name: BlackRock Advantage Emerging Markets Equity Fund
Legal entity identifier: 549300WEROAHOHPEE5K06**

Environmental and/or social characteristics

Sustainable investment means an investment in an economic activity that contributes to an environmental or social objective, provided that the investment does not significantly harm any environmental or social objective and that the investee companies follow good governance practices.

The EU Taxonomy is a classification system laid down in Regulation (EU) 2020/852, establishing a list of environmentally sustainable economic activities. That Regulation does not lay down a list of socially sustainable economic activities. Sustainable investments with an environmental objective might be aligned with the Taxonomy or not.

Does this financial product have a sustainable investment objective?	
<p><input checked="" type="radio"/> <input checked="" type="radio"/> <input type="checkbox"/> Yes</p> <p><input type="checkbox"/> It will make a minimum of sustainable investments with an environmental objective: ____%</p> <p><input type="checkbox"/> in economic activities that qualify as environmentally sustainable under the EU Taxonomy</p> <p><input type="checkbox"/> in economic activities that do not qualify as environmentally sustainable under the EU Taxonomy</p> <p><input type="checkbox"/> It will make a minimum of sustainable investments with a social objective: ____%</p>	<p><input checked="" type="radio"/> <input type="radio"/> <input checked="" type="checkbox"/> No</p> <p><input type="checkbox"/> It promotes Environmental/Social (E/S) characteristics and while it does not have as its objective a sustainable investment, it will have a minimum proportion of ____% of sustainable investments</p> <p><input type="checkbox"/> with an environmental objective in economic activities that qualify as environmentally sustainable under the EU Taxonomy</p> <p><input type="checkbox"/> with an environmental objective in economic activities that do not qualify as environmentally sustainable under the EU Taxonomy</p> <p><input type="checkbox"/> with a social objective</p> <p><input checked="" type="checkbox"/> It promotes E/S characteristics, but will not make any sustainable investments</p>



What environmental and/or social characteristics are promoted by this financial product?

This Fund applies the BlackRock EMEA Baseline Screens. This set of screens avoids exposures that have negative environmental outcomes by excluding direct investment in issuers that have material involvement in thermal coal and tar sands extraction, as well as thermal coal-based power generation. Negative social outcomes are also avoided by excluding direct investment in issuers involved in controversial weapons and nuclear weapons, and material involvement in production and distribution of civilian firearms and tobacco. This Fund also excludes issuers deemed to have failed to comply with the 10 UN Global Compact Principles, which cover human rights, labour standards, the environment, and anti-corruption.

The Fund does not use a reference benchmark for the purposes of attaining the ESG characteristics that it promotes.

● **What sustainability indicators are used to measure the attainment of each of the environmental or social characteristics promoted by this financial product?**

The sustainability indicators used to measure the attainment of the environmental or social characteristics promoted by this Fund include:

1. The Fund's consideration of principal adverse impacts (PAIs) on sustainability factors, as described below.
2. The Fund's exclusion of holdings in issuers identified by the exclusion criteria set out in the BlackRock EMEA Baseline Screens, as described above.

Sustainability indicators measure how the environmental or social characteristics promoted by the financial product are attained.

- **What are the objectives of the sustainable investments that the financial product partially intends to make and how does the sustainable investment contribute to such objectives?**

The Fund does not commit to holding Sustainable Investments, however, they may form part of the portfolio.



- **How do the sustainable investments that the financial product partially intends to make, not cause significant harm to any environmental or social sustainable investment objective?**

Not applicable as this Fund does not commit to investing in Sustainable Investments, however, they may form part of the portfolio.

- *How have the indicators for adverse impacts on sustainability factors been taken into account?*

Not applicable as this Fund does not commit to investing in Sustainable Investments, however, they may form part of the portfolio. Please refer to the section below, “Does this financial product consider principal adverse impacts on sustainability factors?”, which describes how the Fund considers PAIs on sustainability factors.

- *How are the sustainable investments aligned with the OECD Guidelines for Multinational Enterprises and the UN Guiding Principles on Business and Human Rights? Details:*

Not applicable as this Fund does not commit to investing in Sustainable Investments, however, they may form part of the portfolio.

The EU Taxonomy sets out a “do not significant harm” principle by which Taxonomy-aligned investments should not significantly harm EU Taxonomy objectives and is accompanied by specific EU criteria.

The “do no significant harm” principle applies only to those investments underlying the financial product that take into account the EU criteria for environmentally sustainable economic activities. The investments underlying the remaining portion of this financial product do not take into account the EU criteria for environmentally sustainable economic activities.

Any other sustainable investments must also not significantly harm any environmental or social objectives.

Principal adverse impacts are the most significant negative impacts of investment decisions on sustainability factors relating to environmental, social and employee matters, respect for human rights, anti-corruption and anti-bribery matters.



Does this financial product consider principal adverse impacts on sustainability factors?

- Yes
- No

The Fund considers PAIs on sustainability factors through the application of the BlackRock EMEA Baseline Screens.

The Fund takes into account the following PAIs:

- Exposure to companies active in the fossil fuel sector
- Violations of UN Global Compact principles and Organisation for Economic Cooperation and Development (OECD) Guidelines for Multinational Enterprises
- Exposure to controversial weapons (anti personnel mines, cluster munitions, chemical weapons and biological weapons)

The investment strategy guides investment decisions based on factors such as investment objectives and risk tolerance.

What investment strategy does this financial product follow?

The Fund seeks to gain at least 70% of its investment exposure to equity securities (e.g. shares) of companies domiciled in, listed in, or the main business of which is in, emerging markets.

The Fund uses quantitative (i.e. rule based) approach to stock selection. The models select stocks from a broad universe of equities and rank them broadly according to multiple characteristics, including company fundamentals, market sentiment, macro-economic themes (each of which is described below). The Investment Manager assigns a weighting to each category within the models based on an assessment of the performance, volatility, correlation and turnover within each model.

Within the company fundamentals category, the Fund uses techniques to assess stock characteristics such as relative valuation, strength of earnings, quality of balance sheet and cashflow trends.

Within the market sentiment category, the Fund uses techniques to assess drivers such as the views of other market participants (for example, sell-side analysts, other investors and company management teams) as well as trends exhibited by related companies.

Within the macro-economic themes category, the Fund uses techniques to position the portfolio with respect to certain industries, styles (such as value, momentum and quality), countries and markets which are best placed for prevailing macro conditions.

The Investment Manager will apply the BlackRock EMEA Baseline Screens.

- ***What are the binding elements of the investment strategy used to select the investments to attain each of the environmental or social characteristics promoted by this financial product?***

The binding elements of the investment strategy are as follows:

1. Apply the BlackRock EMEA Baseline Screens.

- ***What is the committed minimum rate to reduce the scope of the investments considered prior to the application of that investment strategy?***

Whilst the Fund applies exclusionary screens to avoid investment in the activities listed above, there is no commitment to reduce the scope of investments by a minimum rate.

- ***What is the policy to assess good governance practices of the investee companies?***

BlackRock assesses good governance practices of the investee companies by combining proprietary insights and shareholder engagement by the Investment Manager, with data from external ESG research providers. BlackRock uses data from external ESG research providers to initially identify issuers which may not have satisfactory governance practices in relation to key performance indicators (KPIs) related to sound management structure, employee relations, remuneration of staff and tax compliance.

Where issuers are identified as potentially having issues with regards to good governance, the issuers are reviewed to ensure that, where the Investment Manager agrees with this external assessment, the Investment Manager is satisfied that the issuer has either taken remediation actions or will take remedial actions within a reasonable time frame based on the Investment Manager's direct engagement with the issuer. The Investment Manager may also decide to reduce exposure to such issuers.

Good governance
practices include sound management structures, employee relations, remuneration of staff and tax compliance.



What is the asset allocation planned for this financial product?

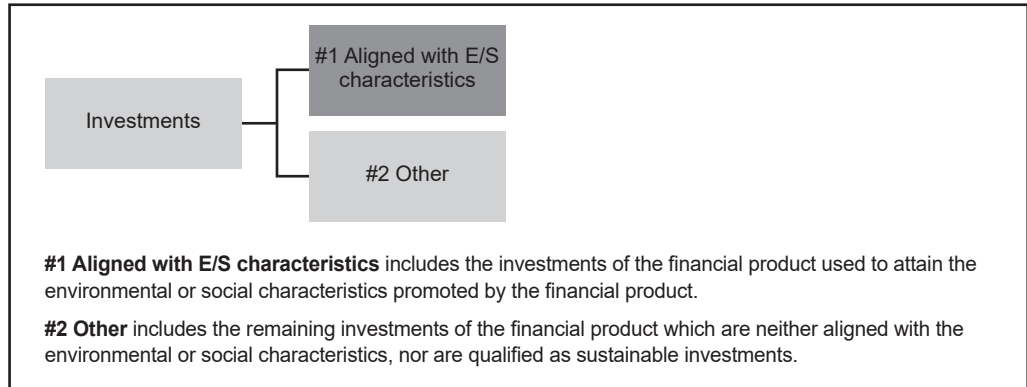
A minimum of 70% of the Fund's total assets will be invested in investments that are aligned with the environmental and/or social characteristics described above (#1 Aligned with E/S characteristics).

The Fund may invest up to 30% of its total assets in other investments (#2 Other investments).

Asset allocation describes the share of investments in specific assets.

Taxonomy-aligned activities are expressed as a share of:

- **turnover** reflecting the share of revenue from green activities of investee companies



● How does the use of derivatives attain the environmental or social characteristics promoted by the financial product?

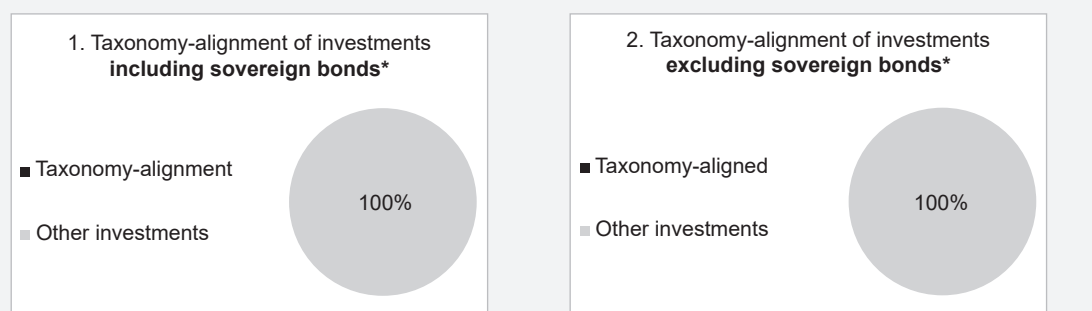
The Fund may use derivatives for investment purposes and for the purposes of efficient portfolio management. For derivatives, any ESG rating or analyses referenced above will apply only to the underlying investment.



To what minimum extent are sustainable investments with an environmental objective aligned with the EU Taxonomy?

The Fund does not currently commit to invest more than 0% of its assets in Sustainable Investments with an environmental objective aligned with the EU Taxonomy, however, these investments may form part of the portfolio.

The two graphs below show the minimum percentage of investments that are aligned with the EU Taxonomy. As there is no appropriate methodology to determine the Taxonomy-alignment of sovereign bonds, the first graph shows the Taxonomy-alignment in relation to all the investments of the financial product including sovereign bonds, while the second graph shows the Taxonomy-alignment only in relation to the investments of the financial product other than sovereign bonds.*



*For the purpose of these graphs, 'sovereign bonds' consist of all sovereign exposures

Enabling activities directly enable other activities to make a substantial contribution to an environmental objective.

Transitional activities are activities for which low-carbon alternatives are not yet available and among others have greenhouse gas emission levels corresponding to the best performance.

 are sustainable investments with an environmental objective that **do not take into account the criteria** for environmentally sustainable economic activities under the EU Taxonomy.



Reference benchmarks are indexes to measure whether the financial product attains the environmental or social characteristics that they promote.

- **What is the minimum share of investments in transitional and enabling activities?**

The Fund does not commit to making investments in transitional and enabling activities, however, these investments may form part of the portfolio.



- **What is the minimum share of sustainable investments with an environmental objective that are not aligned with the EU Taxonomy?**

The Fund does not commit to holding Sustainable Investments, however, they may form part of the portfolio.



- **What is the minimum share of socially sustainable investments?**

The Fund does not commit to holding Sustainable Investments, however, they may form part of the portfolio.



- **What investments are included under “#2 Other”, what is their purpose and are there any minimum environmental or social safeguards?**

Other holdings are limited to 30% and may include derivatives, cash and near cash instruments and shares or units of CIS and fixed income transferable securities (also known as debt securities) issued by governments and agencies worldwide.

These investments may be used for investment purposes in pursuit of the Fund's (non ESG) investment objective, for the purposes of liquidity management and/or hedging.

No other holdings are considered against minimum environmental or social safeguards.

- **Is a specific index designated as a reference benchmark to determine whether this financial product is aligned with the environmental and/or social characteristics that it promotes?**

No.

- **How is the reference benchmark continuously aligned with each of the environmental or social characteristics promoted by the financial product?**

Not applicable.

- **How is the alignment of the investment strategy with the methodology of the index ensured on a continuous basis?**

Not applicable .

- **How does the designated index differ from a relevant broad market index?**

Not applicable.

- **Where can the methodology used for the calculation of the designated index be found?**

Not applicable.



- **Where can I find more product specific information online?**

- **More product-specific information can be found on the website:**

Please refer to the website page for the Fund, which can be found by typing the name of the Fund into the search bar on the BlackRock website: www.blackrock.com.

Pre-contractual disclosure for the financial products referred to in Article 8 paragraphs 1, 2 and 2a of Regulation (EU) 2019/2088 and Article 6, first paragraph, of Regulation (EU) 2020/852

Product name: BlackRock Sustainable Advantage Emerging Markets ex China Equity Fund

Legal entity identifier: BCAEMXC12345

Environmental and/or social characteristics

***Sustainable investment** means an investment in an economic activity that contributes to an environmental or social objective, provided that the investment does not significantly harm any environmental or social objective and that the investee companies follow good governance practices.*

***The EU Taxonomy** is a classification system laid down in Regulation (EU) 2020/852, establishing a list of **environmentally sustainable economic activities**. That Regulation does not lay down a list of socially sustainable economic activities. Sustainable investments with an environmental objective might be aligned with the Taxonomy or not.*

Does this financial product have a sustainable investment objective?	
<input checked="" type="radio"/> <input checked="" type="radio"/> <input type="checkbox"/> Yes	<input checked="" type="radio"/> <input type="radio"/> <input checked="" type="checkbox"/> No
<input type="checkbox"/> It will make a minimum of sustainable investments with an environmental objective: ____%	<input checked="" type="checkbox"/> It promotes Environmental/Social (E/S) characteristics and while it does not have as its objective a sustainable investment, it will have a minimum proportion of 20% of sustainable investments
<input type="checkbox"/> in economic activities that qualify as environmentally sustainable under the EU Taxonomy	<input type="checkbox"/> with an environmental objective in economic activities that qualify as environmentally sustainable under the EU Taxonomy
<input type="checkbox"/> in economic activities that do not qualify as environmentally sustainable under the EU Taxonomy	<input checked="" type="checkbox"/> with an environmental objective in economic activities that do not qualify as environmentally sustainable under the EU Taxonomy
<input type="checkbox"/> It will make a minimum of sustainable investments with a social objective: ____%	<input checked="" type="checkbox"/> with a social objective
<input type="checkbox"/> It will make a minimum of sustainable investments with a social objective: ____%	<input type="checkbox"/> It promotes E/S characteristics, but will not make any sustainable investments



What environmental and/or social characteristics are promoted by this financial product?

The Fund invests in Sustainable Investments. BlackRock defines Sustainable Investments as investments in issuers or securities that contribute to an environmental or social objective, do not significantly harm any of those objectives and where investee companies follow good governance practices. BlackRock refers to relevant sustainability frameworks to identify the alignment of the investment to environmental or social objectives.

Sustainable Investments should also meet the do no significant harm (DNSH) requirements, as defined by applicable law and regulation. BlackRock has developed a set of criteria to assess whether an issuer or investment does significant harm.

This Fund seeks to address key environmental and social issues that are deemed to be relevant to the issuers' businesses using ESG scores as a means of assessing issuers' exposure to and management of those risks and opportunities. The ESG scores recognise that certain environmental and social issues are more material based on the type of activity that the issuer is involved in by weighting the issues differently in the scoring methodology. The following environmental themes are captured in the environmental component of the ESG score: climate change, natural capital, pollution and waste and environmental opportunities. The following social themes are captured in the social component of the ESG score: human capital, product liability, stakeholder opposition and social opportunities. Corporate issuers that have better ESG scores are perceived to have more sustainable business practices.

Greenhouse gas emissions are categorised into three groups or 'scopes' by the most widely-used international accounting tool, the Greenhouse Gas (GHG) Protocol. Scope 1 covers direct emissions from owned or controlled sources. Scope 2 covers indirect emissions from the

generation of purchased electricity, steam, heating and cooling consumed by the reporting issuer. Scope 3 includes all other indirect emissions that occur in an issuer's value chain. The Fund seeks to have a lower greenhouse gas emissions intensity of the portfolio relative to the Index, which is the estimated greenhouse gas (Scope 1 and Scope 2) emissions per \$1 million of sales revenue across the Fund's holdings. For the avoidance of doubt, Scope 3 is not currently considered for this calculation.

This Fund applies the BlackRock EMEA Baseline Screens. This set of screens avoids exposures that have negative environmental outcomes by excluding direct investment in issuers that have material involvement in thermal coal and tar sands extraction, as well as thermal coal-based power generation. Negative social outcomes are also avoided by excluding direct investment in issuers involved in controversial weapons and nuclear weapons, and material involvement in production and distribution of civilian firearms and tobacco. This Fund also excludes issuers deemed to have failed to comply with the 10 UN Global Compact Principles, which cover human rights, labour standards, the environment, and anti-corruption.

The Fund does not use a reference benchmark for the purposes of attaining the ESG characteristics that it promotes, however, MSCI EM ex China Index (the "Index") is used to compare certain ESG characteristics promoted by the Fund.

Sustainability indicators measure how the environmental or social characteristics promoted by the financial product are attained.

● ***What sustainability indicators are used to measure the attainment of each of the environmental or social characteristics promoted by this financial product?***

The sustainability indicators used to measure the attainment of the environmental or social characteristics promoted by this Fund include:

1. The Fund's holdings in Sustainable Investments, as described above.
2. The Fund's ESG rating, which is the weighted average of ESG scores of the Fund's holdings, as described above.
3. The Fund's carbon emissions intensity, as described above.
4. The Fund's consideration of principal adverse impacts (PAIs) on sustainability factors, as described below.
5. The Fund's exclusion of holdings in issuers identified by the exclusion criteria set out in the BlackRock EMEA Baseline Screens, as described above.

● ***What are the objectives of the sustainable investments that the financial product partially intends to make and how does the sustainable investment contribute to such objectives?***

This Fund invests at least 20% of its holdings in Sustainable Investments. All Sustainable Investments will be assessed by the Investment Manager to comply with BlackRock's DNSH standard outlined above.

BlackRock invests in Sustainable Investments which contribute to a range of environmental and / or social objectives which may include but are not limited to, alternative and renewable energy, energy efficiency, pollution prevention or mitigation, reuse and recycling, health, nutrition, sanitation and education and the UN Sustainable Development Goals ("Environmental and Social Objectives").

An investment will be assessed as contributing to an Environmental and/or Social Objective where:

- a) minimum proportion of the issuer's business activity contributes to an Environmental and/or Social Objective; or
- b) the issuer's business practices contribute to an Environmental and/or Social Objective.



- **How do the sustainable investments that the financial product partially intends to make, not cause significant harm to any environmental or social sustainable investment objective?**

Sustainable Investments meet the DNSH requirements, as defined by applicable law and regulation. BlackRock has developed a set of criteria across all Sustainable Investments to assess whether an issuer or investment does significant harm. Investments considered to be causing significant harm do not qualify as Sustainable Investments.

- *How have the indicators for adverse impacts on sustainability factors been taken into account?*

The indicators for adverse impacts on sustainability factors for each type of investment are assessed using BlackRock’s Sustainable Investments proprietary methodology. BlackRock uses third-party data and/or fundamental analysis to identify investments which negatively impact sustainability factors and cause significant harm.

BlackRock makes use of internal analysis and third-party data sources to measure how issuers negatively impact sustainability factors and cause significant harm.

- *How are the sustainable investments aligned with the OECD Guidelines for Multinational Enterprises and the UN Guiding Principles on Business and Human Rights? Details:*

Sustainable Investments are assessed to consider any detrimental impacts and ensure compliance with international standards of the OECD Guidelines for Multinational Enterprises and the UN Guiding Principles on Business and Human Rights, including the principles and rights set out in the eight fundamental conventions identified in the Declaration of the International Labour Organisation on Fundamental Principles and Rights at Work and the International Bill of Human Rights. Issuers deemed to have violated these conventions are not considered as Sustainable Investments.

The EU Taxonomy sets out a “do not significant harm” principle by which Taxonomy-aligned investments should not significantly harm EU Taxonomy objectives and is accompanied by specific EU criteria.

The “do no significant harm” principle applies only to those investments underlying the financial product that take into account the EU criteria for environmentally sustainable economic activities. The investments underlying the remaining portion of this financial product do not take into account the EU criteria for environmentally sustainable economic activities.

Any other sustainable investments must also not significantly harm any environmental or social objectives.

Principal adverse impacts are the most significant negative impacts of investment decisions on sustainability factors relating to environmental, social and employee matters, respect for human rights, anti-corruption and anti-bribery matters.



Does this financial product consider principal adverse impacts on sustainability factors?

- Yes
- No

The Fund considers PAIs on sustainability factors through the application of the BlackRock EMEA Baseline Screens and its carbon reduction target.

The Fund takes into account the following PAIs:

- GHG emissions
- GHG intensity of investee companies.
- Exposure to companies active in the fossil fuel sector
- Violations of UN Global Compact principles and Organisation for Economic Cooperation and Development (OECD) Guidelines for Multinational Enterprises
- Exposure to controversial weapons (anti personnel mines, cluster munitions, chemical weapons and biological weapons)

In addition, this Fund takes into account the PAIs through BlackRock’s DNSH standard for Sustainable Investments. This Fund will provide information on the PAIs in its annual report.

The investment strategy guides investment decisions based on factors such as investment objectives and risk tolerance.

What investment strategy does this financial product follow?

In order to achieve its investment objective, the Fund invests at least 70% of its Net Asset Value in the equity and equity-related instruments (namely, total return swaps and futures as further described below) of companies domiciled in, listed in, or the main business of which is in, emerging markets, excluding China (which includes Chinese companies listed outside the PRC).

The Fund uses quantitative (i.e. rule based) approach to stock selection. The models select stocks from a broad universe of equities (remaining after the application of ESG exclusionary screens) and rank them broadly according to multiple characteristics, including company fundamentals, market sentiment, macro-economic themes and ESG characteristics (each of which is described below). The Investment Manager assigns a weighting to each category within the models based on an assessment of the performance, volatility, correlation and turnover within each model.

Within the company fundamentals category, the Fund uses techniques to assess stock characteristics such as relative valuation, strength of earnings, quality of balance sheet and cashflow trends.

Within the market sentiment category, the Fund uses techniques to assess drivers such as the views of other market participants (for example, sell-side analysts, other investors and company management teams) as well as trends exhibited by related companies.

Within the macro-economic themes category, the Fund uses techniques to position the portfolio with respect to certain industries and styles (such as value, momentum and quality), which are best placed for prevailing macro conditions.

The ESG models used fall into various sub-categories, including risk mitigation (identifying companies with a high number of controversies, lawsuits, litigation, or concerns around the amount of tax they pay); human capital (identifying companies who attract a diverse employee base and have fair employment practices); environmental transition (measuring companies' greenhouse gas emissions, water intensity, and green innovation); and social impact (identifying companies who seek to address social issues and disease burden). ESG data is also incorporated across all the above quantitative models.

These quantitative models, combined with an automated portfolio construction tool which is proprietary to the Investment Manager, inform which stocks will comprise the Fund's portfolio, removing any that conflict with the BlackRock EMEA Baseline Screens and replacing them with stocks from within the same universe with a similar expected return. The Investment Manager reviews the positions generated by the portfolio construction tool before they are traded to compare against the categories (as described above) inputted to the model and to consider the impact of any subsequent public information in relation to the positions such as merger and acquisition announcements, significant litigation or changes in senior management personnel.

The portfolio construction tool is also subject to investment constraints which optimise the portfolio so that:

- (a) the weighted average ESG rating of the Fund is higher than the ESG rating of the Index after eliminating at least 20% of the least well-rated securities from the Index; and
- (b) the portfolio has a 30-50% lower carbon emissions intensity score overall, relative to the Index.

These ESG ratings and carbon intensity scores are as defined by MSCI. The Investment Manager will create a portfolio that generally seeks to deliver a superior ESG outcome versus the Index. More than 90% of the issuers of securities (excluding any money market funds) the Fund invests in are ESG rated or have been analysed for ESG purposes.

- ***What are the binding elements of the investment strategy used to select the investments to attain each of the environmental or social characteristics promoted by this financial product?***

The binding elements of the investment strategy are as follows:

1. Maintain that the Fund holds at least 20% in Sustainable Investments.
2. Maintain that the weighted average ESG rating of the Fund will be higher than the Index after eliminating at least 20% of the least well-rated securities from the Index.
3. Maintain the Fund's carbon emissions intensity as 30-50% lower than that of the Fund's Index.
4. Apply the BlackRock EMEA Baseline Screens.

5. Ensure that more than 90% of the issuers of securities in which the Fund invests (excluding money market funds) shall be ESG rated or have been analysed for ESG purposes.

- **What is the committed minimum rate to reduce the scope of the investments considered prior to the application of that investment strategy?**

Whilst the Fund applies exclusionary screens to avoid investment in the activities listed above, there is no commitment to reduce the scope of investments by a minimum rate.

- **What is the policy to assess good governance practices of the investee companies?**

BlackRock assesses good governance practices of the investee companies by combining proprietary insights and shareholder engagement by the Investment Manager, with data from external ESG research providers. BlackRock uses data from external ESG research providers to initially identify issuers which may not have satisfactory governance practices in relation to key performance indicators (KPIs) related to sound management structure, employee relations, remuneration of staff and tax compliance.

Where issuers are identified as potentially having issues with regards to good governance, the issuers are reviewed to ensure that, where the Investment Manager agrees with this external assessment, the Investment Manager is satisfied that the issuer has either taken remediation actions or will take remedial actions within a reasonable time frame based on the Investment Manager's direct engagement with the issuer. The Investment Manager may also decide to reduce exposure to such issuers.

Good governance practices include sound management structures, employee relations, remuneration of staff and tax compliance.



What is the asset allocation planned for this financial product?

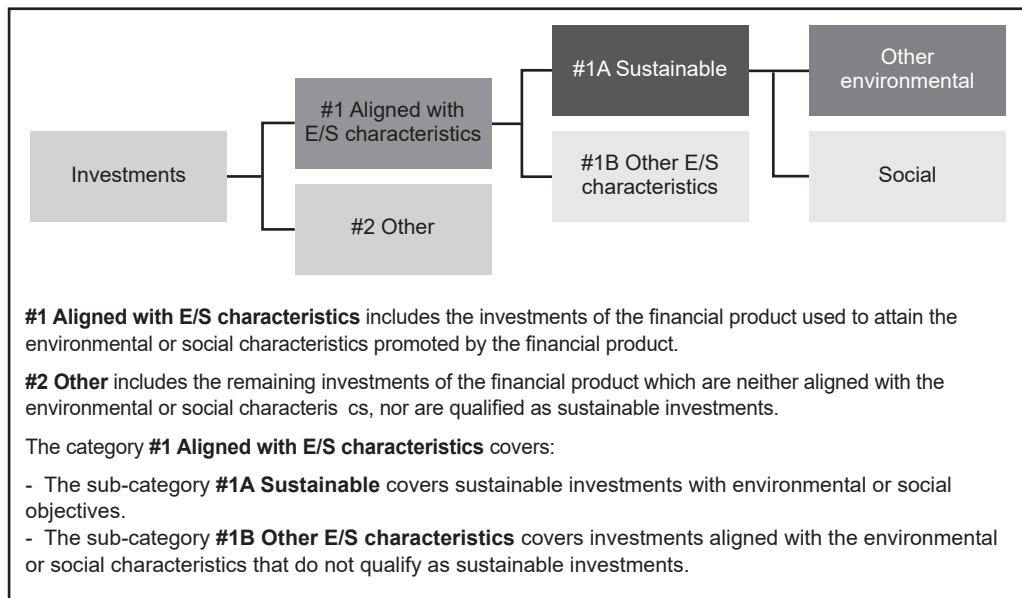
A minimum of 70% of the Fund's total assets will be invested in investments that are aligned with the environmental and/or social characteristics described above (#1 Aligned with E/S characteristics). Of these investments, a minimum of 20% of the Fund's total assets will be invested in Sustainable Investments (#1A Sustainable), and the remainder will be invested in investments aligned with other environmental and/or social characteristics described above (#1B Other E/S characteristics).

The Fund may invest up to 30% of its total assets in other investments (#2 Other investments).

Asset allocation describes the share of investments in specific assets.

Taxonomy-aligned activities are expressed as a share of:

- **turnover** reflecting the share of revenue from green activities of investee companies



- **How does the use of derivatives attain the environmental or social characteristics promoted by the financial product?**

The Fund may use derivatives for investment purposes and for the purposes of efficient portfolio management. For derivatives, any ESG rating or analyses referenced above will apply only to the underlying investment.




To what minimum extent are sustainable investments with an environmental objective aligned with the EU Taxonomy?

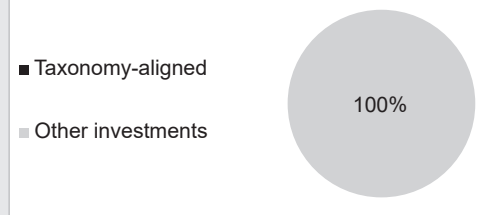
The Fund does not currently commit to invest more than 0% of its assets in Sustainable Investments with an environmental objective aligned with the EU Taxonomy, however, these investments may form part of the portfolio.

The two graphs below show the minimum percentage of investments that are aligned with the EU Taxonomy. As there is no appropriate methodology to determine the Taxonomy-alignment of sovereign bonds, the first graph shows the Taxonomy-alignment in relation to all the investments of the financial product including sovereign bonds, while the second graph shows the Taxonomy-alignment only in relation to the investments of the financial product other than sovereign bonds.*

1. Taxonomy-alignment of investments including sovereign bonds*




2. Taxonomy-alignment of investments excluding sovereign bonds*



**For the purpose of these graphs, 'sovereign bonds' consist of all sovereign exposures*

Enabling activities directly enable other activities to make a substantial contribution to an environmental objective.

Transitional activities are activities for which low-carbon alternatives are not yet available and among others have greenhouse gas emission levels corresponding to the best performance.

 are sustainable investments with an environmental objective that **do not take into account the criteria** for environmentally sustainable economic activities under the EU Taxonomy.

● **What is the minimum share of investments in transitional and enabling activities?**

The Fund does not commit to making investments in transitional and enabling activities, however, these investments may form part of the portfolio.



What is the minimum share of sustainable investments with an environmental objective that are not aligned with the EU Taxonomy?

A minimum of 20% of the Fund's total assets will be invested in Sustainable Investments. As noted above, these Sustainable Investments will be a mix of Sustainable Investments with an environmental objective that is not aligned with the EU Taxonomy or a social objective or a combination of both, and the exact composition may fluctuate.

The Fund invests in Sustainable Investments that are not aligned with the EU Taxonomy for the following reasons: (i) it is part of the investment strategy of the Fund; (ii) data to determine EU Taxonomy-alignment may be unavailable; and / or (iii) underlying economic activities may not be eligible under the EU Taxonomy's available technical screening criteria or may not comply with all requirements set out in such technical screening criteria.



What is the minimum share of socially sustainable investments?

A minimum of 20% of the Fund's total assets will be invested in Sustainable Investments. As noted above, these Sustainable Investments will be a mix of Sustainable Investments with an environmental objective that is not aligned with the EU taxonomy or a social objective or a combination of both, and the exact composition may fluctuate.

The Fund invests in Sustainable Investments that are not aligned with the EU Taxonomy for the following reasons: (i) it is part of the investment strategy of the Fund; (ii) data to determine EU Taxonomy-alignment may be unavailable; and / or (iii) underlying economic activities may not be eligible under the EU Taxonomy's available technical screening criteria or may not comply with all requirements set out in such technical screening criteria.



What investments are included under "#2 Other", what is their purpose and are there any minimum environmental or social safeguards?

Other holdings are limited to 30% and may include derivatives, cash and near cash instruments and shares or units of CIS and fixed income transferable securities (also known as debt securities) issued by governments and agencies worldwide.

These investments may be used for investment purposes in pursuit of the Fund's (non ESG) investment objective, for the purposes of liquidity management and/or hedging.

No other holdings are considered against minimum environmental or social safeguards.



Is a specific index designated as a reference benchmark to determine whether this financial product is aligned with the environmental and/or social characteristics that it promotes?

No.

Please note that the MSCI EM ex China Index is used to compare certain ESG characteristics promoted by the Fund.

- ***How is the reference benchmark continuously aligned with each of the environmental or social characteristics promoted by the financial product?***

Not applicable.

- ***How is the alignment of the investment strategy with the methodology of the index ensured on a continuous basis?***

Not applicable .

- ***How does the designated index differ from a relevant broad market index?***

- ***Where can the methodology used for the calculation of the designated index be found?***

Not applicable.



Where can I find more product specific information online?

More product-specific information can be found on the website:

Please refer to the website page for the Fund, which can be found by typing the name of the Fund into the search bar on the BlackRock website: www.blackrock.com.

Pre-contractual disclosure for the financial products referred to in Article 8 paragraphs 1, 2 and 2a of Regulation (EU) 2019/2088 and Article 6, first paragraph, of Regulation (EU) 2020/852

**Product name: BlackRock Global High Yield Sustainable Credit Screened Fund
Legal entity identifier: 5493008MNX3CK1NFK103**

Environmental and/or social characteristics

Sustainable investment means an investment in an economic activity that contributes to an environmental or social objective, provided that the investment does not significantly harm any environmental or social objective and that the investee companies follow good governance practices.

The EU Taxonomy is a classification system laid down in Regulation (EU) 2020/852, establishing a list of environmentally sustainable economic activities. That Regulation does not lay down a list of socially sustainable economic activities. Sustainable investments with an environmental objective might be aligned with the Taxonomy or not.

Does this financial product have a sustainable investment objective?	
<p><input checked="" type="radio"/> <input checked="" type="radio"/> <input type="checkbox"/> Yes</p> <p><input type="checkbox"/> It will make a minimum of sustainable investments with an environmental objective: ____%</p> <p><input type="checkbox"/> in economic activities that qualify as environmentally sustainable under the EU Taxonomy</p> <p><input type="checkbox"/> in economic activities that do not qualify as environmentally sustainable under the EU Taxonomy</p> <p><input type="checkbox"/> It will make a minimum of sustainable investments with a social objective: ____%</p>	<p><input checked="" type="radio"/> <input type="radio"/> <input checked="" type="checkbox"/> No</p> <p><input checked="" type="checkbox"/> It promotes Environmental/Social (E/S) characteristics and while it does not have as its objective a sustainable investment, it will have a minimum proportion of 20% of sustainable investments</p> <p><input type="checkbox"/> with an environmental objective in economic activities that qualify as environmentally sustainable under the EU Taxonomy</p> <p><input checked="" type="checkbox"/> with an environmental objective in economic activities that do not qualify as environmentally sustainable under the EU Taxonomy</p> <p><input checked="" type="checkbox"/> with a social objective</p> <p><input type="checkbox"/> It promotes E/S characteristics, but will not make any sustainable investments</p>



What environmental and/or social characteristics are promoted by this financial product?

The Fund invests in Sustainable Investments. BlackRock defines Sustainable Investments as investments in issuers or securities that contribute to an environmental or social objective, do not significantly harm any of those objectives and where investee companies follow good governance practices. BlackRock refers to relevant sustainability frameworks to identify the alignment of the investment to environmental or social objectives.

Sustainable Investments should also meet the do no significant harm (DNSH) requirements, as defined by applicable law and regulation. BlackRock has developed a set of criteria to assess whether an issuer or investment does significant harm.

This Fund seeks to address key environmental and social issues that are deemed to be relevant to the issuers' businesses using ESG scores as a means of assessing issuers' exposure to and management of those risks and opportunities. The ESG scores recognise that certain environmental and social issues are more material based on the type of activity that the issuer is involved in by weighting the issues differently in the scoring methodology. The following environmental themes are captured in the environmental component of the ESG score: climate change, natural capital, pollution and waste and environmental opportunities. The following social themes are captured in the social component of the ESG score: human capital, product liability, stakeholder opposition and social opportunities. Corporate issuers that have better ESG scores are perceived to have more sustainable business practices.

Greenhouse gas emissions are categorised into three groups or 'scopes' by the most widely-used international accounting tool, the Greenhouse Gas (GHG) Protocol. Scope 1 covers direct emissions from owned or controlled sources. Scope 2 covers indirect emissions from the generation of purchased electricity, steam, heating and cooling consumed by the reporting issuer. Scope 3 includes all other indirect emissions that occur in an issuer's value chain. The Fund seeks

to have a lower greenhouse gas emissions intensity of the portfolio relative to the Index, which is the estimated greenhouse gas (Scope 1 and Scope 2) emissions per \$1 million of sales revenue across the Fund's holdings. For the avoidance of doubt, Scope 3 is not currently considered for this calculation.

This Fund applies the BlackRock EMEA Baseline Screens. This set of screens avoids exposures that have negative environmental outcomes by excluding direct investment in issuers that have material involvement in thermal coal and tar sands extraction, as well as thermal coal-based power generation. Negative social outcomes are also avoided by excluding direct investment in issuers involved in controversial weapons and nuclear weapons, and material involvement in production and distribution of civilian firearms and tobacco. This Fund also excludes issuers deemed to have failed to comply with the 10 UN Global Compact Principles, which cover human rights, labour standards, the environment, and anti-corruption.

The Investment Manager will seek to limit and/or exclude investment in issuers with an ESG rating of CCC or below according to MSCI.

The Fund does not use a reference benchmark for the purposes of attaining the ESG characteristics that it promotes, however, ICE BofAML Developed Markets High Yield Constrained 100% USD Hedged Index (the "Index") is used to compare certain ESG characteristics promoted by the Fund.

Sustainability indicators measure how the environmental or social characteristics promoted by the financial product are attained.

● ***What sustainability indicators are used to measure the attainment of each of the environmental or social characteristics promoted by this financial product?***

The sustainability indicators used to measure the attainment of the environmental or social characteristics promoted by this Fund include:

1. The Fund's holdings in Sustainable Investments, as described above.
2. The Fund's ESG rating, which is the weighted average of ESG scores of the Fund's holdings, as described above.
3. The Fund's carbon emissions intensity, as described above.
4. The Fund's consideration of principal adverse impacts (PAIs) on sustainability factors, as described below.
5. The Fund's exclusion of holdings in issuers identified by the exclusion criteria set out in the BlackRock EMEA Baseline Screens and exclusionary screens, as described above.

● ***What are the objectives of the sustainable investments that the financial product partially intends to make and how does the sustainable investment contribute to such objectives?***

This Fund invests at least 20% of its holdings in Sustainable Investments. All Sustainable Investments will be assessed by the Investment Manager to comply with BlackRock's DNSH standard outlined above.

BlackRock invests in Sustainable Investments which contribute to a range of environmental and / or social objectives which may include but are not limited to, alternative and renewable energy, energy efficiency, pollution prevention or mitigation, reuse and recycling, health, nutrition, sanitation and education and the UN Sustainable Development Goals ("Environmental and Social Objectives").

An investment will be assessed as contributing to an Environmental and/or Social Objective where:

- a) minimum proportion of the issuer's business activity contributes to an Environmental and/or Social Objective; or
- b) the issuer's business practices contribute to an Environmental and/or Social Objective; or
- c) the use of proceeds is assessed as contributing to an Environmental and/or Social Objective such as green bonds, social bonds, and sustainability bonds; or

d) the fixed income securities are aligned with an Environmental and/or Social Objective.



● **How do the sustainable investments that the financial product partially intends to make, not cause significant harm to any environmental or social sustainable investment objective?**

Sustainable Investments meet the DNSH requirements, as defined by applicable law and regulation. BlackRock has developed a set of criteria across all Sustainable Investments to assess whether an issuer or investment does significant harm. Investments considered to be causing significant harm do not qualify as Sustainable Investments.

— *How have the indicators for adverse impacts on sustainability factors been taken into account?*

The indicators for adverse impacts on sustainability factors for each type of investment are assessed using BlackRock's Sustainable Investments proprietary methodology. BlackRock uses third-party data and/or fundamental analysis to identify investments which negatively impact sustainability factors and cause significant harm.

BlackRock makes use of internal analysis and third-party data sources to measure how issuers negatively impact sustainability factors and cause significant harm.

— *How are the sustainable investments aligned with the OECD Guidelines for Multinational Enterprises and the UN Guiding Principles on Business and Human Rights? Details:*

Sustainable Investments are assessed to consider any detrimental impacts and ensure compliance with international standards of the OECD Guidelines for Multinational Enterprises and the UN Guiding Principles on Business and Human Rights, including the principles and rights set out in the eight fundamental conventions identified in the Declaration of the International Labour Organisation on Fundamental Principles and Rights at Work and the International Bill of Human Rights. Issuers deemed to have violated these conventions are not considered as Sustainable Investments.

The EU Taxonomy sets out a “do not significant harm” principle by which Taxonomy-aligned investments should not significantly harm EU Taxonomy objectives and is accompanied by specific EU criteria.

The “do no significant harm” principle applies only to those investments underlying the financial product that take into account the EU criteria for environmentally sustainable economic activities. The investments underlying the remaining portion of this financial product do not take into account the EU criteria for environmentally sustainable economic activities.

Any other sustainable investments must also not significantly harm any environmental or social objectives.

Principal adverse impacts are the most significant negative impacts of investment decisions on sustainability factors relating to environmental, social and employee matters, respect for human rights, anti-corruption and anti-bribery matters.



Does this financial product consider principal adverse impacts on sustainability factors?

- Yes
 No

The Fund considers PAIs on sustainability factors through the application of the BlackRock EMEA Baseline Screens and its carbon reduction target.

The Fund takes into account the following PAIs:

- GHG emissions
- GHG intensity of investee companies.
- Exposure to companies active in the fossil fuel sector
- Violations of UN Global Compact principles and Organisation for Economic Cooperation and Development (OECD) Guidelines for Multinational Enterprises
- Exposure to controversial weapons (anti personnel mines, cluster munitions, chemical weapons and biological weapons)

In addition, this Fund takes into account the PAIs through BlackRock's DNSH standard for Sustainable Investments. This Fund will provide information on the PAIs in its annual report.

The investment strategy guides investment decisions based on factors such as investment objectives and risk tolerance.

What investment strategy does this financial product follow?

The Investment Manager will apply the BlackRock EMEA Baseline Screens and the Investment Manager may also review the resulting universe and may consider to removing issuers with the lowest ESG scores.

To undertake this analysis, the Investment Manager may use data provided by external ESG research providers, proprietary models and local intelligence and may undertake site visits.

The Investment Manager will create a portfolio with a higher ESG outcome versus the Index and the weighted average ESG rating of the Fund will be higher than the ESG rating of the Index and the Investment Manager intends the Fund to have a carbon emissions intensity score that is lower than the Index.

The Fund will seek where possible and to the extent consistent with its investment objective and strategy, to invest in Sustainable Investments.

Should existing holdings, compliant at the time of investment, subsequently become ineligible, they will be divested by the Fund within a reasonable period of time.

The Investment Manager employs a credit-screening strategy to assist the Investment Manager in minimising the Fund's exposure to fixed income securities believed to be most susceptible to excessive price deterioration. This strategy utilises a screening process which includes investment grade and high yield credit markets in the US, UK and Europe and combines quantitative modelling techniques with the Investment Manager's analysis. The same process is also used to monitor securities within the Fund's portfolio on an ongoing basis. The quantitative modelling techniques score and rank securities on quantitative factors such as fundamentals, valuation and market sentiment. Within the issuer fundamentals category, the Fund uses techniques to assess security characteristics such as strength of earnings, quality of balance sheet and cashflow trends. Within the valuations category, the Fund uses techniques to compare the market price of the security with its intrinsic value. The Investment Manager's assessment of intrinsic value is based on security characteristics such as strength of earnings, quality of balance sheet and cash flow trends. This valuation is then compared with the market price of the relevant security. Within the market sentiment category, the Fund uses techniques to assess drivers such as the views of other market participants (for example, sell-side analysts, other investors and management teams) as well as trends exhibited by entities related to the securities (for example share price appreciation or depreciation and corporate earnings reports). The securities with the lowest scores are deemed at risk of significant deterioration and are analysed by the Investment Manager for exclusion from the Fund's portfolio.

- **What are the binding elements of the investment strategy used to select the investments to attain each of the environmental or social characteristics promoted by this financial product?**

The binding elements of the investment strategy are as follows:

1. Maintain that the Fund holds at least 20% in Sustainable Investments.
2. Maintain the Fund's weighted average ESG score will be greater than that of the Fund's Index.
3. Maintain the Fund's carbon emissions intensity lower than that of the Fund's Index.
4. Apply the BlackRock EMEA Baseline Screens and exclusionary screens.

- **What is the committed minimum rate to reduce the scope of the investments considered prior to the application of that investment strategy?**

Whilst the Fund applies exclusionary screens to avoid investment in the activities listed above, there is no commitment to reduce the scope of investments by a minimum rate.

- **What is the policy to assess good governance practices of the investee companies?**

BlackRock assesses good governance practices of the investee companies by combining proprietary insights and shareholder engagement by the Investment Manager, with data from external ESG research providers. BlackRock uses data from external ESG research providers to initially identify issuers which may not have satisfactory governance practices

Good governance practices include sound management structures, employee relations, remuneration of staff and tax compliance.

in relation to key performance indicators (KPIs) related to sound management structure, employee relations, remuneration of staff and tax compliance.

Where issuers are identified as potentially having issues with regards to good governance, the issuers are reviewed to ensure that, where the Investment Manager agrees with this external assessment, the Investment Manager is satisfied that the issuer has either taken remediation actions or will take remedial actions within a reasonable time frame based on the Investment Manager’s direct engagement with the issuer. The Investment Manager may also decide to reduce exposure to such issuers.

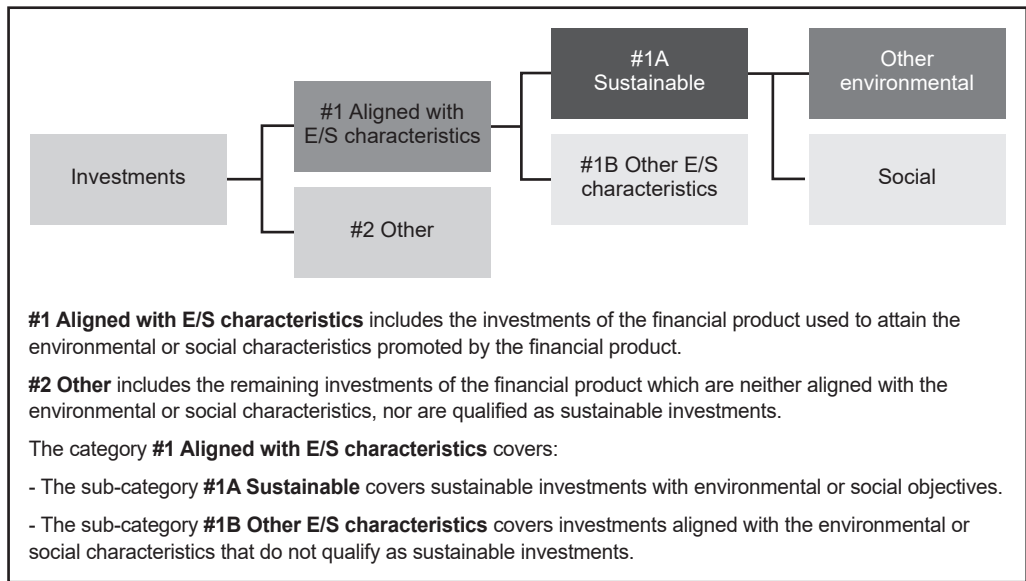


What is the asset allocation planned for this financial product?

Asset allocation describes the share of investments in specific assets.

A minimum of 75% of the Fund’s total assets will be invested in investments that are aligned with the environmental and/or social characteristics described above (#1 Aligned with E/S characteristics). Of these investments, a minimum of 20% of the Fund’s total assets will be invested in Sustainable Investments (#1A Sustainable), and the remainder will be invested in investments aligned with other environmental and/or social characteristics described above (#1B Other E/S characteristics). The Fund may invest up to 25% of its total assets in other investments (#2 Other investments).

Taxonomy-aligned activities are expressed as a share of:
 - **turnover** reflecting the share of revenue from green activities of investee companies



● **How does the use of derivatives attain the environmental or social characteristics promoted by the financial product?**

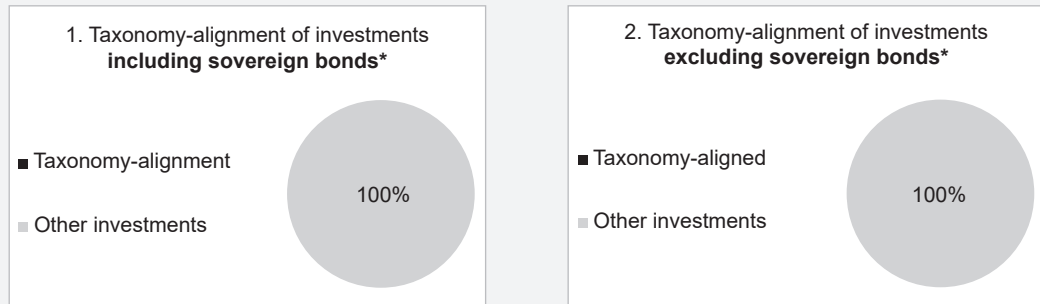
The Fund may use derivatives for investment purposes and for the purposes of efficient portfolio management. For derivatives, any ESG rating or analyses referenced above will apply only to the underlying investment.



To what minimum extent are sustainable investments with an environmental objective aligned with the EU Taxonomy?

The Fund does not currently commit to invest more than 0% of its assets in Sustainable Investments with an environmental objective aligned with the EU Taxonomy, however, these investments may form part of the portfolio.

The two graphs below show the minimum percentage of investments that are aligned with the EU Taxonomy. As there is no appropriate methodology to determine the Taxonomy-alignment of sovereign bonds*, the first graph shows the Taxonomy-alignment in relation to all the investments of the financial product including sovereign bonds, while the second graph shows the Taxonomy- alignment only in relation to the investments of the financial product other than sovereign bonds.



*For the purpose of these graphs, 'sovereign bonds' consist of all sovereign exposures

Enabling activities directly enable other activities to make a substantial contribution to an environmental objective.

Transitional activities are activities for which low-carbon alternatives are not yet available and among others have greenhouse gas emission levels corresponding to the best performance.

 are sustainable investments with an environmental objective that **do not take into account the criteria** for environmentally sustainable economic activities under the EU Taxonomy.

● **What is the minimum share of investments in transitional and enabling activities?**

The Fund does not commit to making investments in transitional and enabling activities, however, these investments may form part of the portfolio.



What is the minimum share of sustainable investments with an environmental objective that are not aligned with the EU Taxonomy?

A minimum of 20% of the Fund's total assets will be invested in Sustainable Investments. As noted above, these Sustainable Investments will be a mix of Sustainable Investments with an environmental objective that is not aligned with the EU Taxonomy or a social objective or a combination of both, and the exact composition may fluctuate.

The Fund invests in Sustainable Investments that are not aligned with the EU Taxonomy for the following reasons: (i) it is part of the investment strategy of the Fund; (ii) data to determine EU Taxonomy-alignment may be unavailable; and / or (iii) underlying economic activities may not be eligible under the EU Taxonomy's available technical screening criteria or may not comply with all requirements set out in such technical screening criteria.



What is the minimum share of socially sustainable investments?

A minimum of 20% of the Fund's total assets will be invested in Sustainable Investments. As noted above, these Sustainable Investments will be a mix of Sustainable Investments with an environmental objective that is not aligned with the EU Taxonomy or a social objective or a combination of both, and the exact composition may fluctuate.

The Fund invests in Sustainable Investments that are not aligned with the EU Taxonomy for the following reasons: (i) it is part of the investment strategy of the Fund; (ii) data to determine EU Taxonomy-alignment may be unavailable; and / or (iii) underlying economic activities may not be eligible under the EU Taxonomy's available technical screening criteria or may not comply with all requirements set out in such technical screening criteria.



What investments are included under "#2 Other", what is their purpose and are there any minimum environmental or social safeguards?

Other holdings are limited to 25% and may include derivatives, cash and near cash instruments and shares or units of CIS and fixed income transferable securities (also known as debt securities) issued by governments and agencies worldwide, as well as securities without ESG ratings.

These investments may be used for investment purposes in pursuit of the Fund's (non ESG) investment objective, for the purposes of liquidity management and/or hedging.

No other holdings are considered against minimum environmental or social safeguards.



Reference benchmarks are indexes to measure whether the financial product attains the environmental or social characteristics that they promote.

Is a specific index designated as a reference benchmark to determine whether this financial product is aligned with the environmental and/or social characteristics that it promotes?

No.

Please note that the ICE BofAML Developed Markets High Yield Constrained 100% USD Hedged Index is used to compare certain ESG characteristics promoted by the Fund.

- ***How is the reference benchmark continuously aligned with each of the environmental or social characteristics promoted by the financial product?***

Not applicable.

- ***How is the alignment of the investment strategy with the methodology of the index ensured on a continuous basis?***

Not applicable .

- ***How does the designated index differ from a relevant broad market index?***

Not applicable.

- ***Where can the methodology used for the calculation of the designated index be found?***

Not applicable.



Where can I find more product specific information online?

More product-specific information can be found on the website:

Please refer to the website page for the Fund, which can be found by typing the name of the Fund into the search bar on the BlackRock website: www.blackrock.com.

Pre-contractual disclosure for the financial products referred to in Article 8 paragraphs 1, 2 and 2a of Regulation (EU) 2019/2088 and Article 6, first paragraph, of Regulation (EU) 2020/852

**Product name: BlackRock Tactical Opportunities Fund
Legal entity identifier: 6FFMMI3AGWZH5SDXSF05**

Environmental and/or social characteristics

Sustainable investment means an investment in an economic activity that contributes to an environmental or social objective, provided that the investment does not significantly harm any environmental or social objective and that the investee companies follow good governance practices.

The EU Taxonomy is a classification system laid down in Regulation (EU) 2020/852, establishing a list of **environmentally sustainable economic activities**. That Regulation does not lay down a list of socially sustainable economic activities. Sustainable investments with an environmental objective might be aligned with the Taxonomy or not.

Does this financial product have a sustainable investment objective?	
<p><input checked="" type="radio"/> <input checked="" type="radio"/> <input type="checkbox"/> Yes</p> <p><input type="checkbox"/> It will make a minimum of sustainable investments with an environmental objective: ____%</p> <p><input type="checkbox"/> in economic activities that qualify as environmentally sustainable under the EU Taxonomy</p> <p><input type="checkbox"/> in economic activities that do not qualify as environmentally sustainable under the EU Taxonomy</p> <p><input type="checkbox"/> It will make a minimum of sustainable investments with a social objective: ____%</p>	<p><input checked="" type="radio"/> <input type="radio"/> <input checked="" type="checkbox"/> No</p> <p><input type="checkbox"/> It promotes Environmental/Social (E/S) characteristics and while it does not have as its objective a sustainable investment, it will have a minimum proportion of ____% of sustainable investments</p> <p><input type="checkbox"/> with an environmental objective in economic activities that qualify as environmentally sustainable under the EU Taxonomy</p> <p><input type="checkbox"/> with an environmental objective in economic activities that do not qualify as environmentally sustainable under the EU Taxonomy</p> <p><input type="checkbox"/> with a social objective</p> <p><input checked="" type="checkbox"/> It promotes E/S characteristics, but will not make any sustainable investments</p>



What environmental and/or social characteristics are promoted by this financial product?

The Fund applies the a set of exclusionary screens which avoid exposures that have negative environmental outcomes by excluding direct investment in issuers that have material involvement in thermal coal and tar sands extraction, as well as thermal coal-based power generation. Negative social outcomes are also avoided by excluding direct investment in issuers involved in controversial weapons and nuclear weapons, and material involvement in production and distribution of civilian firearms and tobacco. This Fund also excludes issuers deemed to have failed to comply with the 10 UN Global Compact Principles, which cover human rights, labour standards, the environment, and anti-corruption.

This Fund will invest in bonds issued by governments that have an ESG sovereign rating of at least BB (as defined by third party ESG data vendors).

The Fund does not use a reference benchmark for the purposes of attaining the ESG characteristics that it promotes.

● **What sustainability indicators are used to measure the attainment of each of the environmental or social characteristics promoted by this financial product?**

The sustainability indicators used to measure the attainment of the environmental or social characteristics promoted by this Fund include:

1. The Fund's consideration of principal adverse impacts (PAIs) on sustainability factors, as described below.
2. The Fund's exclusion of holdings in issuers identified by the exclusion criteria set out in the exclusionary screens, as described above.

Sustainability indicators measure how the environmental or social characteristics promoted by the financial product are attained.

- **What are the objectives of the sustainable investments that the financial product partially intends to make and how does the sustainable investment contribute to such objectives?**

The Fund does not commit to holding Sustainable Investments, however, they may form part of the portfolio.



- **How do the sustainable investments that the financial product partially intends to make, not cause significant harm to any environmental or social sustainable investment objective?**

Not applicable as this Fund does not commit to investing in Sustainable Investments, however, they may form part of the portfolio.

- *How have the indicators for adverse impacts on sustainability factors been taken into account?*

Not applicable as this Fund does not commit to investing in Sustainable Investments, however, they may form part of the portfolio. Please refer to the section below, “Does this financial product consider principal adverse impacts on sustainability factors?”, which describes how the Fund considers PAIs on sustainability factors.

- *How are the sustainable investments aligned with the OECD Guidelines for Multinational Enterprises and the UN Guiding Principles on Business and Human Rights? Details:*

Not applicable as this Fund does not commit to investing in Sustainable Investments, however, they may form part of the portfolio.

The EU Taxonomy sets out a “do not significant harm” principle by which Taxonomy-aligned investments should not significantly harm EU Taxonomy objectives and is accompanied by specific EU criteria.

The “do no significant harm” principle applies only to those investments underlying the financial product that take into account the EU criteria for environmentally sustainable economic activities. The investments underlying the remaining portion of this financial product do not take into account the EU criteria for environmentally sustainable economic activities.

Any other sustainable investments must also not significantly harm any environmental or social objectives.



Does this financial product consider principal adverse impacts on sustainability factors?

- Yes
- No

The Fund considers PAIs on sustainability factors through the application of the exclusionary screens set out above.

The Fund takes into account the following PAIs:

- Exposure to companies active in the fossil fuel sector
- Violations of UN Global Compact principles and Organisation for Economic Cooperation and Development (OECD) Guidelines for Multinational Enterprises
- Exposure to controversial weapons (anti personnel mines, cluster munitions, chemical weapons and biological weapons)

The investment strategy guides investment decisions based on factors such as investment objectives and risk tolerance.

What investment strategy does this financial product follow?

BlackRock evaluates underlying investments in companies according to the good governance criteria outlined in the SFD Regulation where relevant data is available and as appropriate given the underlying investment type.

These criteria relate to sound management structures, employee relations, remuneration of staff and tax compliance. BlackRock may consider additional factors relating to good governance in its assessment of

the sustainability related characteristics of underlying issuers depending on the particular ESG strategy applicable to the Fund.

BlackRock will assess the good governance assessment framework of any delegated managers, including third party managers, where relevant information is available.

The Investment Manager will seek to limit and/or exclude direct investment (as applicable) in corporate issuers which, in the opinion of the Investment Manager, have exposure to, or ties with, certain sectors. Such issuers include, but are not limited to:

- i) issuers which are engaged in, or are otherwise exposed to, the production of controversial weapons (including, but not limited to, cluster munitions, biological-chemical, landmine, depleted uranium, blinding laser and/or incendiary weapons);
- ii) issuers deriving any revenue from direct involvement in the production of nuclear weapons or nuclear weapon components, or the provision of auxiliary services related to nuclear weapons;
- iii) issuers which produce firearms and/or small arms ammunition intended for retail to civilians;
- iv) issuers which derive more than a certain portion of their revenue from the sale of firearms and/or small arms ammunition to civilians;
- v) issuers deriving more than a certain portion of their revenue from thermal coal extraction and/or thermal coal-based power generation;
- vi) issuers deriving more than a certain portion of their revenue from the production of tar sands (also known as oil sands);
- vii) issuers which produce tobacco and/or tobacco-related products;
- viii) issuers which derive more than a certain portion of their revenue from the distribution, retailing and/or licensing of tobacco and/or tobacco-related products;
- ix) issuers which have been deemed to have failed to comply with UN Global Compact Principles (which cover human rights, labour standards, the environment and anti-corruption); and
- x) issuers involved in such other activities which the Investment Manager has determined (in its absolute discretion) conflict with the Investment Manager's consideration of ESG related characteristics.

To undertake this analysis, the Investment Manager may use data provided by external ESG research providers, proprietary models and local intelligence and may undertake site visits.

The Fund may gain limited indirect exposure (through, including but not limited to, FDI and shares or units of CIS) to issuers with exposures that are inconsistent with the ESG criteria described above. Should existing holdings, compliant at the time of investment with the ESG Policy, subsequently become ineligible under the ESG Policy, they will be divested by the Fund within a reasonable period of time.

- ***What are the binding elements of the investment strategy used to select the investments to attain each of the environmental or social characteristics promoted by this financial product?***

The binding elements of the investment strategy are as follows:

1. Apply the exclusionary screens.

- ***What is the committed minimum rate to reduce the scope of the investments considered prior to the application of that investment strategy?***

Whilst the Fund applies exclusionary screens to avoid investment in the activities listed above, there is no commitment to reduce the scope of investments by a minimum rate.

- ***What is the policy to assess good governance practices of the investee companies?***

BlackRock assesses good governance practices of the investee companies by combining proprietary insights and shareholder engagement by the Investment Manager, with data from external ESG research providers. BlackRock uses data from external ESG research providers to initially identify issuers which may not have satisfactory governance practices in relation to key performance indicators (KPIs) related to sound management structure, employee relations, remuneration of staff and tax compliance.

Good governance
practices include sound management structures, employee relations, remuneration of staff and tax compliance.

Where issuers are identified as potentially having issues with regards to good governance, the issuers are reviewed to ensure that, where the Investment Manager agrees with this external assessment, the Investment Manager is satisfied that the issuer has either taken remediation actions or will take remedial actions within a reasonable time frame based on the Investment Manager’s direct engagement with the issuer. The Investment Manager may also decide to reduce exposure to such issuers.



What is the asset allocation planned for this financial product?

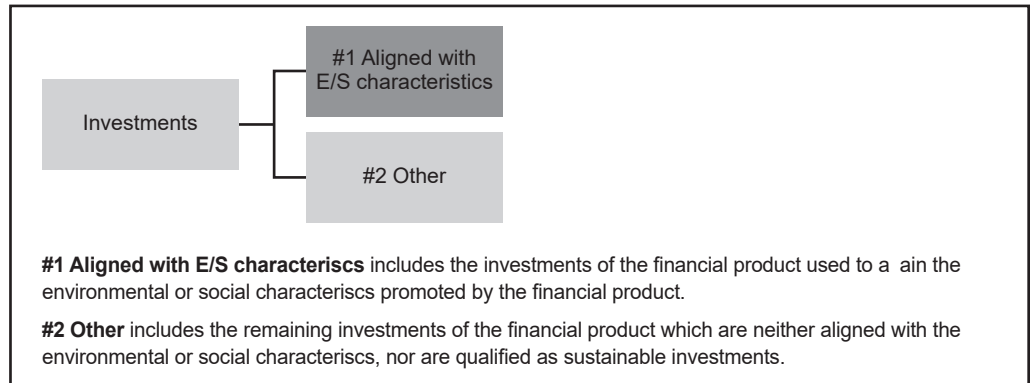
A minimum of 70% of the Fund’s total assets will be invested in investments that are aligned with the environmental and/or social characteristics described above (#1 Aligned with E/S characteristics).

The Fund may invest up to 30% of its total assets in other investments (#2 Other investments).

Asset allocation describes the share of investments in specific assets.

Taxonomy-aligned activities are expressed as a share of:

- **turnover** reflecting the share of revenue from green activities of investee companies



● **How does the use of derivatives attain the environmental or social characteristics promoted by the financial product?**

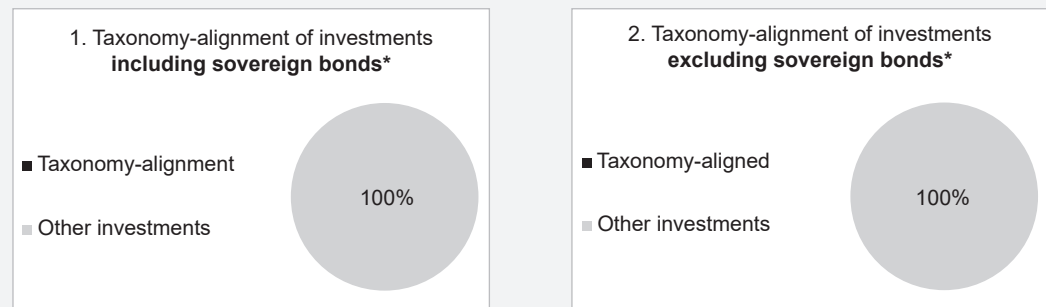
The Fund may use derivatives for investment purposes and for the purposes of efficient portfolio management. For derivatives, any ESG rating or analyses referenced above will apply only to the underlying investment.



To what minimum extent are sustainable investments with an environmental objective aligned with the EU Taxonomy?

The Fund does not currently commit to invest more than 0% of its assets in Sustainable Investments with an environmental objective aligned with the EU Taxonomy, however, these investments may form part of the portfolio.

The two graphs below show the minimum percentage of investments that are aligned with the EU Taxonomy. As there is no appropriate methodology to determine the Taxonomy-alignment of sovereign bonds, the first graph shows the Taxonomy-alignment in relation to all the investments of the financial product including sovereign bonds, while the second graph shows the Taxonomy-alignment only in relation to the investments of the financial product other than sovereign bonds.*



**For the purpose of these graphs, 'sovereign bonds' consist of all sovereign exposures*

Enabling activities directly enable other activities to make a substantial contribution to an environmental objective.

Transitional activities are activities for which low-carbon alternatives are not yet available and among others have greenhouse gas emission levels corresponding to the best performance.

 are sustainable investments with an environmental objective that **do not take into account the criteria** for environmentally sustainable economic activities under the EU Taxonomy.

- **What is the minimum share of investments in transitional and enabling activities?**

The Fund does not commit to making investments in transitional and enabling activities, however, these investments may form part of the portfolio.



- **What is the minimum share of sustainable investments with an environmental objective that are not aligned with the EU Taxonomy?**

The Fund does not commit to holding Sustainable Investments, however, they may form part of the portfolio.



- **What is the minimum share of socially sustainable investments?**

The Fund does not commit to holding Sustainable Investments, however, they may form part of the portfolio.



- **What investments are included under “#2 Other”, what is their purpose and are there any minimum environmental or social safeguards?**

Other holdings are limited to 30% and may include derivatives, cash and near cash instruments and shares or units of CIS and fixed income transferable securities (also known as debt securities) issued by governments and agencies worldwide.

These investments may be used for investment purposes in pursuit of the Fund's (non ESG) investment objective, for the purposes of liquidity management and/or hedging.

No other holdings are considered against minimum environmental or social safeguards.



- **Is a specific index designated as a reference benchmark to determine whether this financial product is aligned with the environmental and/or social characteristics that it promotes?**

No.

Reference benchmarks are indexes to measure whether the financial product attains the environmental or social characteristics that they promote.

- **How is the reference benchmark continuously aligned with each of the environmental or social characteristics promoted by the financial product?**

Not applicable.

- **How is the alignment of the investment strategy with the methodology of the index ensured on a continuous basis?**

Not applicable.

- **How does the designated index differ from a relevant broad market index?**

Not applicable.

- **Where can the methodology used for the calculation of the designated index be found?**

Not applicable.



- **Where can I find more product specific information online?**

More product-specific information can be found on the website:

Please refer to the website page for the Fund, which can be found by typing the name of the Fund into the search bar on the BlackRock website: www.blackrock.com.

Pre-contractual disclosure for the financial products referred to in Article 8 paragraphs 1, 2 and 2a of Regulation (EU) 2019/2088 and Article 6, first paragraph, of Regulation (EU) 2020/852

**Product name: BlackRock Global Unconstrained Equity Fund
Legal entity identifier: 549300JALMZKC24S0R89**

Environmental and/or social characteristics

Sustainable investment means an investment in an economic activity that contributes to an environmental or social objective, provided that the investment does not significantly harm any environmental or social objective and that the investee companies follow good governance practices.

The EU Taxonomy is a classification system laid down in Regulation (EU) 2020/852, establishing a list of **environmentally sustainable economic activities**. That Regulation does not lay down a list of socially sustainable economic activities. Sustainable investments with an environmental objective might be aligned with the Taxonomy or not.

Does this financial product have a sustainable investment objective?	
<p><input checked="" type="radio"/> <input checked="" type="radio"/> <input type="checkbox"/> Yes</p> <p><input type="checkbox"/> It will make a minimum of sustainable investments with an environmental objective: ____%</p> <p><input type="checkbox"/> in economic activities that qualify as environmentally sustainable under the EU Taxonomy</p> <p><input type="checkbox"/> in economic activities that do not qualify as environmentally sustainable under the EU Taxonomy</p> <p><input type="checkbox"/> It will make a minimum of sustainable investments with a social objective: ____%</p>	<p><input checked="" type="radio"/> <input type="radio"/> <input checked="" type="checkbox"/> No</p> <p><input type="checkbox"/> It promotes Environmental/Social (E/S) characteristics and while it does not have as its objective a sustainable investment, it will have a minimum proportion of ____% of sustainable investments</p> <p><input type="checkbox"/> with an environmental objective in economic activities that qualify as environmentally sustainable under the EU Taxonomy</p> <p><input type="checkbox"/> with an environmental objective in economic activities that do not qualify as environmentally sustainable under the EU Taxonomy</p> <p><input type="checkbox"/> with a social objective</p> <p><input checked="" type="checkbox"/> It promotes E/S characteristics, but will not make any sustainable investments</p>



What environmental and/or social characteristics are promoted by this financial product?

This Fund applies the BlackRock EMEA Baseline Screens with the Fundamental Insights Methodology. This approach seeks to avoid exposures that have negative environmental outcomes by excluding direct investment in issuers that have material involvement in thermal coal and tar sands extraction, as well as thermal coal-based power generation. Negative social outcomes are also avoided by limiting direct investment in issuers involved in controversial weapons and nuclear weapons, and material involvement in production and distribution of civilian firearms and tobacco. This Fund also excludes issuers deemed to have failed to comply with the 10 UN Global Compact Principles, which cover human rights, labour standards, the environment, and anti-corruption.

The Fund does not use a reference benchmark for the purposes of attaining the ESG characteristics that it promotes.

● **What sustainability indicators are used to measure the attainment of each of the environmental or social characteristics promoted by this financial product?**

The sustainability indicators used to measure the attainment of the environmental or social characteristics promoted by this Fund include:

1. The Fund's consideration of principal adverse impacts (PAIs) on sustainability factors, as described below.
2. The Fund's exclusion of holdings in issuers identified by the exclusion criteria set out in the BlackRock EMEA Baseline Screens using Fundamental Insights Methodology, as described above.

Sustainability indicators measure how the environmental or social characteristics promoted by the financial product are attained.

- **What are the objectives of the sustainable investments that the financial product partially intends to make and how does the sustainable investment contribute to such objectives?**

The Fund does not commit to invest in Sustainable Investments, however, they may form part of the portfolio.



- **How do the sustainable investments that the financial product partially intends to make, not cause significant harm to any environmental or social sustainable investment objective?**

Not applicable as this Fund does not commit to investing in Sustainable Investments, however, they may form part of the portfolio.

- *How have the indicators for adverse impacts on sustainability factors been taken into account?*

Not applicable as this Fund does not commit to investing in Sustainable Investments, however, they may form part of the portfolio. Please refer to the section below which describes how the Fund considers PAIs on sustainability factors.

- *How are the sustainable investments aligned with the OECD Guidelines for Multinational Enterprises and the UN Guiding Principles on Business and Human Rights? Details:*

Not applicable as this Fund does not commit to investing in Sustainable Investments, however, they may form part of the portfolio.

The EU Taxonomy sets out a “do not significant harm” principle by which Taxonomy-aligned investments should not significantly harm EU Taxonomy objectives and is accompanied by specific EU criteria.

The “do no significant harm” principle applies only to those investments underlying the financial product that take into account the EU criteria for environmentally sustainable economic activities. The investments underlying the remaining portion of this financial product do not take into account the EU criteria for environmentally sustainable economic activities.

Any other sustainable investments must also not significantly harm any environmental or social objectives.



Does this financial product consider principal adverse impacts on sustainability factors?

- Yes
- No

The Fund considers PAIs on sustainability factors through the application of the BlackRock EMEA Baseline Screens.

The Fund takes into account the following PAIs:

- Exposure to companies active in the fossil fuel sector
- Violations of UN Global Compact principles and Organisation for Economic Cooperation and Development (OECD) Guidelines for Multinational Enterprises
- Exposure to controversial weapons (anti personnel mines, cluster munitions, chemical weapons and biological weapons)

The investment strategy guides investment decisions based on factors such as investment objectives and risk tolerance.

What investment strategy does this financial product follow?

Companies are evaluated by the Investment Adviser based on their ability to manage the risks and opportunities associated with ESG factors and their ability to strategically manage longer-term issues surrounding ESG and the potential impact this may have on a company’s financial performance. The Investment Adviser conducts enhanced analysis on all companies that it considers to have heightened ESG risks, higher carbon emissions and controversial business activities. In such circumstances, the

Investment Adviser may determine an engagement agenda for discussion with those companies in seeking to improve their ESG credentials. To undertake this analysis, the Investment Adviser uses its fundamental insights and may use data provided by external ESG data providers and proprietary models.

The Fund will apply exclusionary screens, the BlackRock EMEA Baseline Screens, to the companies within the investment universe. The Investment Adviser then applies its proprietary “Fundamental Insights” methodology (the “Methodology”, see further detail on <https://www.blackrock.com/corporate/literature/publication/blackrock-baseline-screens-in-europe-middleeast-and-africa.pdf>) to identify companies that would otherwise have been excluded by the exclusionary screens but that it considers to be appropriate for investment on the basis that they are “in transition” and focused on meeting sustainability criteria over time, or are otherwise meeting other criteria in accordance with the Methodology requirements. The Methodology uses quantitative and qualitative inputs generated by the Investment Adviser, its affiliates and/or one or more external research providers. Where a company is identified by the Investment Adviser as meeting the criteria in the Methodology for investment and is approved in accordance with the Methodology, it is eligible to be held by the Fund. Such companies are regularly reviewed. In the event that the Investment Adviser determines that a company fails the criteria in the Methodology (in whole or in part and at any time) or it is not engaging with the Investment Adviser on a satisfactory basis, it will be considered for divestment by the Fund in accordance with the Methodology.

- ***What are the binding elements of the investment strategy used to select the investments to attain each of the environmental or social characteristics promoted by this financial product?***

The binding elements of the investment strategy are as follows:

1. Apply the BlackRock EMEA Baseline Screens using Fundamental Insights Methodology.

- ***What is the committed minimum rate to reduce the scope of the investments considered prior to the application of that investment strategy?***

Whilst the Fund applies exclusionary screens to avoid investment in the activities listed above, there is no commitment to reduce the scope of investments by a minimum rate.

- ***What is the policy to assess good governance practices of the investee companies?***

BlackRock assesses good governance practices of the investee companies by combining proprietary insights and shareholder engagement by the Investment Manager, with data from external ESG research providers. BlackRock uses data from external ESG research providers to initially identify issuers which may not have satisfactory governance practices in relation to key performance indicators (KPIs) related to sound management structure, employee relations, remuneration of staff and tax compliance.

Where issuers are identified as potentially having issues with regards to good governance, the issuers are reviewed to ensure that, where the Investment Manager agrees with this external assessment, the Investment Manager is satisfied that the issuer has either taken remediation actions or will take remedial actions within a reasonable time frame based on the Investment Manager’s direct engagement with the issuer. The Investment Manager may also decide to reduce exposure to such issuers.

Good governance

practices include sound management structures, employee relations, remuneration of staff and tax compliance.



What is the asset allocation planned for this financial product?

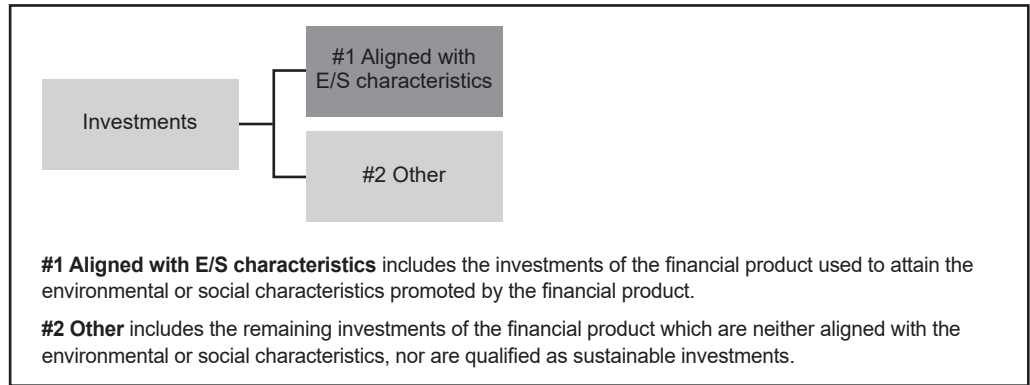
A minimum of 80% of the Fund's total assets will be invested in investments that are aligned with the environmental and/or social characteristics described above (#1 Aligned with E/S characteristics).

Asset allocation describes the share of investments in specific assets.

Taxonomy-aligned activities are expressed as a share of:

- **turnover** reflecting the share of revenue from green activities of investee companies

The Fund may invest up to 20% of its total assets in other investments (#2 Other investments).



● **How does the use of derivatives attain the environmental or social characteristics promoted by the financial product?**

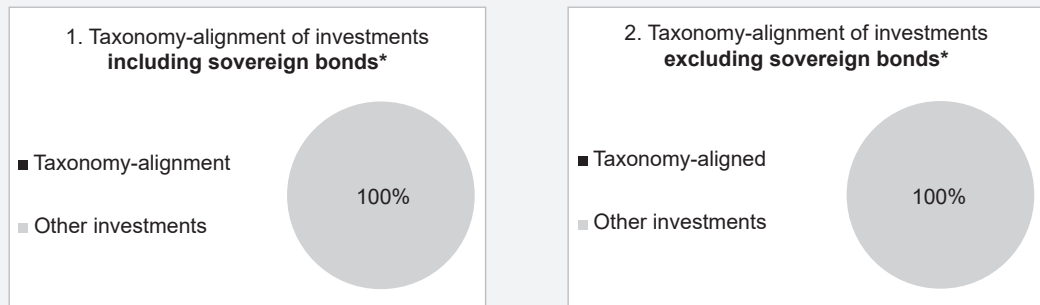
The Fund may use derivatives for investment purposes and for the purposes of efficient portfolio management. For derivatives, any ESG rating or analyses referenced above will apply only to the underlying investment.



To what minimum extent are sustainable investments with an environmental objective aligned with the EU Taxonomy?

The Fund does not currently commit to invest more than 0% of its assets in Sustainable Investments with an environmental objective aligned with the EU Taxonomy, however, these investments may form part of the portfolio.

The two graphs below show the minimum percentage of investments that are aligned with the EU Taxonomy. As there is no appropriate methodology to determine the Taxonomy-alignment of sovereign bonds, the first graph shows the Taxonomy-alignment in relation to all the investments of the financial product including sovereign bonds, while the second graph shows the Taxonomy- alignment only in relation to the investments of the financial product other than sovereign bonds.*



**For the purpose of these graphs, 'sovereign bonds' consist of all sovereign exposures*

Enabling activities directly enable other activities to make a substantial contribution to an environmental objective.

Transitional activities are activities for which low-carbon alternatives are not yet available and among others have greenhouse gas emission levels corresponding to the best performance.

 are sustainable investments with an environmental objective that **do not take into account the criteria** for environmentally sustainable economic activities under the EU Taxonomy.

- **What is the minimum share of investments in transitional and enabling activities?**

The Fund does not commit to making investments in transitional and enabling activities, however, these investments may form part of the portfolio.



- **What is the minimum share of sustainable investments with an environmental objective that are not aligned with the EU Taxonomy?**

The Fund does not commit to holding Sustainable Investments, however, they may form part of the portfolio.



- **What is the minimum share of socially sustainable investments?**

The Fund does not commit to holding Sustainable Investments, however, they may form part of the portfolio.



- **What investments are included under “#2 Other”, what is their purpose and are there any minimum environmental or social safeguards?**

Other holdings are limited to 20% and may include derivatives, cash and near cash instruments and shares or units of CIS and fixed income transferable securities (also known as debt securities) issued by governments and agencies worldwide.

These investments may be used for investment purposes in pursuit of the Fund's (non ESG) investment objective, for the purposes of liquidity management and/or hedging.

No other holdings are considered against minimum environmental or social safeguards.

Is a specific index designated as a reference benchmark to determine whether this financial product is aligned with the environmental and/or social characteristics that it promotes?



No.

- **How is the reference benchmark continuously aligned with each of the environmental or social characteristics promoted by the financial product?**

Not applicable.

- **How is the alignment of the investment strategy with the methodology of the index ensured on a continuous basis?**

Not applicable.

- **How does the designated index differ from a relevant broad market index?**

Not applicable.

- **Where can the methodology used for the calculation of the designated index be found?**

Not applicable.

Reference benchmarks are indexes to measure whether the financial product attains the environmental or social characteristics that they promote.



Where can I find more product specific information online?

More product-specific information can be found on the website:

Please refer to the website page for the Fund, which can be found by typing the name of the Fund into the search bar on the BlackRock website: www.blackrock.com.

Pre-contractual disclosure for the financial products referred to in Article 9, paragraphs 1 to 4a, of Regulation (EU) 2019/2088 and Article 5, first paragraph, of Regulation (EU) 2020/852

**Product name: BlackRock Global Impact Fund
Legal entity identifier: 549300TUS181NI9KJ246**

Sustainable investment objective

Sustainable investment means an investment in an economic activity that contributes to an environmental or social objective, provided that the investment does not significantly harm any environmental or social objective and that the investee companies follow good governance practices.

The **EU Taxonomy** is a classification system laid down in Regulation (EU) 2020/852, establishing a list of **environmentally sustainable economic activities**. That Regulation does not include a list of socially sustainable economic activities. Sustainable investments with an environmental objective might be aligned with the Taxonomy or not.

Does this financial product have a sustainable investment objective?

<p><input checked="" type="radio"/> <input checked="" type="radio"/> <input checked="" type="checkbox"/> Yes</p> <p><input checked="" type="checkbox"/> It will make a minimum of sustainable investments with an environmental objective: 0%</p> <p><input type="checkbox"/> in economic activities that qualify as environmentally sustainable under the EU Taxonomy</p> <p><input checked="" type="checkbox"/> in economic activities that do not qualify as environmentally sustainable under the EU Taxonomy</p> <p><input checked="" type="checkbox"/> It will make a minimum of sustainable investments with a social objective: 0%</p>	<p><input type="radio"/> <input type="radio"/> <input type="checkbox"/> No</p> <p><input type="checkbox"/> It promotes Environmental/Social (E/S) characteristics and while it does not have as its objective a sustainable investment, it will have a minimum proportion of 80% of sustainable investments</p> <p><input type="checkbox"/> with an environmental objective in economic activities that qualify as environmentally sustainable under the EU Taxonomy</p> <p><input type="checkbox"/> with an environmental objective in economic activities that do not qualify as environmentally sustainable under the EU Taxonomy</p> <p><input type="checkbox"/> with a social objective</p> <p><input type="checkbox"/> It promotes E/S characteristics, but will not make any sustainable investments</p>
---	--



Sustainability indicators measure how the sustainable objectives of this financial product are attained.

What is the sustainable investment objective of this financial product?

The Fund invests at least 80% of its total assets in equity securities and equity-related securities (namely American Depositary Receipts (ADRs) and Global Depositary Receipts (GDRs)) of companies globally whose goods and services seek to address the world's social and environmental problems, as identified in the UN Sustainable Development Goals.

Investment decisions will be based on company-specific research (such as relative valuation, strength of earnings, quality of balance sheet and cashflow trends) to identify and select the equity and equity-related securities that, in the opinion of the Investment Manager, have the potential to produce attractive long-term returns across "Impact Themes" which are mapped to the United Nations Sustainable Development Goals. The UN SDGs are a series of goals published by the United Nations who recognise that ending poverty and other deprivations must go hand-in-hand with improvements in health, education, and economic growth, reduction in inequalities, all whilst tackling climate change and working to preserve the planet's oceans and forests.

The Fund will aim to diversify its investments across companies that have an impact on people and the planet across themes including, but not limited to, affordable housing, education and skilling, financial and digital inclusion, public health, safety and security, efficiency, electrification and digitalisation, green energy, pollution remediation and prevention, sustainable food, water and waste.

The Fund invests in Sustainable Investments. BlackRock defines Sustainable Investments as investments in issuers or securities that contribute to an environmental or social objective, do not significantly harm any of those objectives and where investee companies follow good governance practices. BlackRock refers to relevant sustainability frameworks to identify the alignment of the investment to environmental or social objectives.

BlackRock invests in Sustainable Investments which contribute to a range of environmental and / or social objectives which may include but are not limited to, alternative and renewable energy, energy efficiency, pollution prevention or mitigation, reuse and recycling, health, nutrition, sanitation and education and the UN Sustainable Development Goals (“Environmental and Social Objectives”).

An investment will be assessed as contributing to an Environmental and/or Social Objective where:

- a) a minimum proportion of the issuer’s business activity contributes to an Environmental and/or Social Objective; or
- b) the issuer’s business practices contribute to an Environmental and/or Social Objective.

The Fund does not use a reference benchmark for the purposes of attaining the ESG characteristics, however, MSCI All Countries World Index (the “Index”) is used to compare certain ESG characteristics.

● **What sustainability indicators are used to measure the attainment of the sustainable investment objective of this financial product?**

1. The Fund’s holdings in Sustainable Investments, as described above.
2. The Fund’s consideration of principal adverse impacts (PAIs) on sustainability factors, as described below.

Principal adverse impacts are the most significant negative impacts of investment decisions on sustainability factors relating to environmental, social and employee matters, respect for human rights, anti-corruption and anti-bribery matters.

● **How do sustainable investments not cause significant harm to any environmental or social sustainable investment objective?**

Sustainable Investments meet the DNSH requirements, as defined by applicable law and regulation. BlackRock has developed a set of criteria across all Sustainable Investments to assess whether an issuer or investment does significant harm. Investments considered to be causing significant harm do not qualify as Sustainable Investments.

— *How have the indicators for adverse impacts on sustainability factors been taken into account?*

The indicators for adverse impacts on sustainability factors for each type of investment are assessed using BlackRock’s Sustainable Investments proprietary methodology. BlackRock uses third-party data and/or fundamental analysis to identify investments which negatively impact sustainability factors and cause significant harm.

— *How are the sustainable investments aligned with the OECD Guidelines for Multinational Enterprises and the UN Guiding Principles on Business and Human Rights?*

Sustainable Investments are assessed to consider any detrimental impacts and ensure compliance with international standards of the OECD Guidelines for Multinational Enterprises and the UN Guiding Principles on Business and Human Rights, including the principles and rights set out in the eight fundamental conventions identified in the Declaration of the International Labour Organisation on Fundamental Principles and Rights at Work and the International Bill of Human Rights. Issuers deemed to have violated these conventions are not considered as Sustainable Investments.



Does this financial product consider principal adverse impacts on sustainability factors?

- Yes
 No

This Fund takes into account the PAIs through BlackRock’s DNSH standard for Sustainable Investments. This Fund will provide information on the PAIs in its annual report.



What investment strategy does this financial product follow?

The Fund seeks to achieve its objective by investing at least 80% of its total assets in equity securities and equity related securities (namely American Depositary Receipts (ADRs) and Global Depositary Receipts (GDRs) of companies globally whose goods and services seek to address the world's social and environmental problems, as identified in the UN Sustainable Development Goals.

The Fund adopts a “best in class” approach to sustainable investing. This means that the Fund selects the best issuers (from an ESG perspective) for each relevant sector of activities. More than 90% of the issuers of securities the Fund invests in are ESG rated or have been analysed for ESG purposes.

Investment decisions will be based on company-specific research (such as relative valuation, strength of earnings, quality of balance sheet and cashflow trends) to identify and select the equity and equity-related securities described above that, in the opinion of the Investment Manager, have the potential to produce attractive long-term returns across “Impact Themes” which are mapped to the United Nations Sustainable Development Goals (“UN SDGs”). The UN SDGs are a series of goals published by the United Nations who recognise that ending poverty and other deprivations must go hand-in-hand with improvements in health, education, and economic growth, reduction in inequalities, all whilst tackling climate change and working to preserve the planet's oceans and forests, as set out in more detail on the UN website: <https://www.un.org/sustainabledevelopment/sustainable-development-goals>). The Fund will aim to diversify its investments across companies that have an impact on people and the planet (the “Impact Categories”) across themes including, but not limited to, affordable housing, education and skilling, financial and digital inclusion, public health, safety and security, efficiency, electrification and digitalisation, green energy, pollution remediation and prevention, sustainable food, water and waste.

BlackRock evaluates underlying investments in companies according to the good governance criteria outlined in the SFD Regulation where relevant data is available and as appropriate given the underlying investment type. These criteria relate to sound management structures, employee relations, remuneration of staff and tax compliance. BlackRock may consider additional factors relating to good governance in its assessment of the sustainability related characteristics of underlying issuers depending on the particular ESG strategy applicable to the Fund. BlackRock will assess the good governance assessment framework of any delegated managers, including third party managers, where relevant information is available.

A majority of the assets will be invested in Sustainable Investments. In identifying which underlying holdings the Investment Manager considers to be Sustainable Investments, the Investment Manager will have regard to applicable law and regulation together with the United Nations' Sustainable Development Goals. The Fund may hold concentrated positions within one or more of the Impact Themes and is expected to invest in small to mid-capitalisation companies (which are companies that, at the time of purchase, typically form the bottom third of global stock markets by market capitalisation). Market capitalisation is the share price of the company multiplied by the number of shares issued. Whilst the Fund will generally be well diversified by country, currency, industry and issuer, it may hold positions that are concentrated in any one of these factors from time to time.

In addition to exposure to Sustainable Investments, all holdings within this Fund will be deemed to do no significant harm to environmental or social factors, as determined by the Investment Manager. The Investment Manager assesses this according to an internal methodology (as amended from time to time) which considers a representative sub-set of principal adverse sustainability impact indicators.

The ESG Policy of the Fund reduces the portfolio of the Fund compared to the MSCI All Countries World Index by at least 20%.

The investment strategy guides investment decisions based on factors such as investment objectives and risk tolerance.

● **What are the binding elements of the investment strategy used to select the investments to attain the sustainable investment objective?**

The binding elements of the strategy are as follows:

1. Maintain that all of the Fund's investments will be Sustainable Investments (save for instruments used for the purposes of liquidity management and/or hedging, which will not exceed 20% of the Fund's total assets).
2. Maintain that the Fund's ESG policy (as described above) reduces the portfolio of the Fund compared to the Index by at least 20%.
3. Ensure that more than 90% of the issuers of securities in which the Fund invests (excluding money market funds) shall be ESG rated or have been analysed for ESG purposes.

Good governance practices include sound management structures, employee relations, remuneration of staff and tax compliance.

● **What is the policy to assess good governance practices of the investee companies?**

BlackRock assesses good governance practices of the investee companies by combining proprietary insights and shareholder engagement by the Investment Manager, with data from external ESG research providers. BlackRock uses data from external ESG research providers to initially identify issuers which may not have satisfactory governance practices in relation to key performance indicators (KPIs) related to sound management structure, employee relations, remuneration of staff and tax compliance.

Where issuers are identified as potentially having issues with regards to good governance, the issuers are reviewed to ensure that, where the Investment Manager agrees with this external assessment, the Investment Manager is satisfied that the issuer has either taken remediation actions or will take remedial actions within a reasonable time frame based on the Investment Manager’s direct engagement with the issuer. The Investment Manager may also decide to reduce exposure to such issuers.



What is the asset allocation and the minimum share of sustainable investments?

Asset allocation describes the share of investments in specific assets.

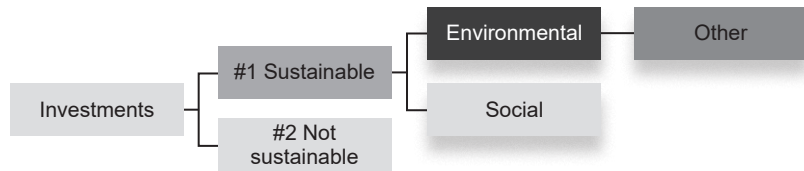
All of the Fund’s investments will be Sustainable Investments or instruments used for the purposes of liquidity management and/or hedging. Investments used for the purposes of liquidity management and/or hedging will not exceed 20% of the Fund’s total assets.

A minimum of 80% of the Fund’s total assets will be invested in Sustainable Investments (#1 Sustainable), however, the Fund does not commit to separate minimum levels of investment in Sustainable Investments with an environmental objective or to separate minimum levels of investment in Sustainable Investment with a social objective.

The Fund may invest up to 20% of its total assets in other investments (#2 Not sustainable).

Taxonomy-aligned activities are expressed as a share of:

- **turnover** reflecting the share of revenue from green activities of investee companies.
- **capital expenditure** (CapEx) showing the green investments made by investee companies, e.g. for a transition to a green economy.
- **operational expenditure** (OpEx) reflecting green operational activities of investee companies.



#1 Sustainable covers sustainable investments with environmental or social objectives.

#2 Not sustainable includes investments which do not qualify as sustainable investments.

● **How does the use of derivatives attain the sustainable investment objective?**

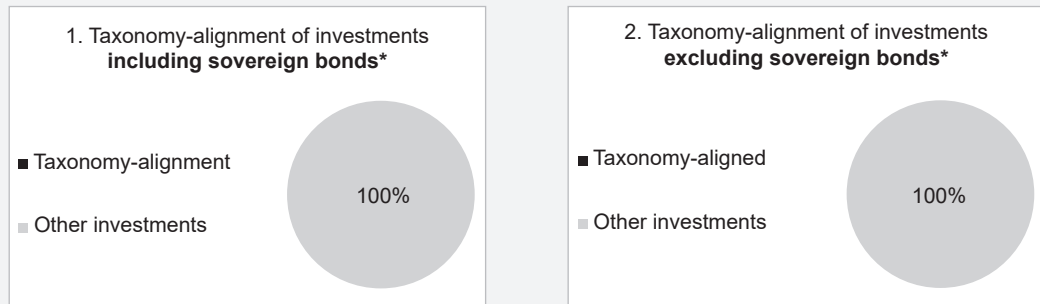
The Fund may use derivatives for investment purposes and for the purposes of efficient portfolio management. For derivatives, any ESG rating or analyses referenced above will apply only to the underlying investment.



To what minimum extent are sustainable investments with an environmental objective aligned with the EU Taxonomy?

The Fund does not currently commit to invest more than 0% of its assets in Sustainable Investments with an environmental objective aligned with the EU Taxonomy, however, these investments may form part of the portfolio.

The two graphs below show the minimum percentage of investments that are aligned with the EU Taxonomy. As there is no appropriate methodology to determine the Taxonomy-alignment of sovereign bonds, the first graph shows the Taxonomy-alignment in relation to all the investments of the financial product including sovereign bonds, while the second graph shows the Taxonomy-alignment only in relation to the investments of the financial product other than sovereign bonds.*



**For the purpose of these graphs, 'sovereign bonds' consist of all sovereign exposures*

Enabling activities directly enable other activities to make a substantial contribution to an environmental objective.

Transitional activities are activities for which low-carbon alternatives are not yet available and among others have greenhouse gas emission levels corresponding to the best performance.

 are environmentally sustainable investments that **do not take into account the criteria** for environmentally sustainable economic activities under the EU Taxonomy.

● **What is the minimum share of investments in transitional and enabling activities?**

The Fund does not commit to making investments in transitional and enabling activities, however, these investments may form part of the portfolio.



● **What is the minimum share of sustainable investments with an environmental objective that are not aligned with the EU Taxonomy?**

A minimum of 80% of the Fund's total assets will be invested in Sustainable Investments. As noted above, these Sustainable Investments will be a mix of Sustainable Investments with an environmental objective that is not aligned with the EU taxonomy or a social objective or a combination of both, and the exact composition may fluctuate.

The Fund invests in Sustainable Investments that are not aligned with the EU Taxonomy for the following reasons: (i) it is part of the investment strategy of the Fund; (ii) data to determine EU Taxonomy-alignment may be unavailable; and / or (iii) underlying economic activities may not be eligible under the EU Taxonomy's available technical screening criteria or may not comply with all requirements set out in such technical screening criteria.



● **What is the minimum share of sustainable investments with a social objective?**

A minimum of 80% of the Fund's total assets will be invested in Sustainable Investments. As noted above, these Sustainable Investments will be a mix of Sustainable Investments with an environmental objective that is not aligned with the EU taxonomy or a social objective or a combination of both, and the exact composition may fluctuate.

The Fund invests in Sustainable Investments that are not aligned with the EU Taxonomy for the following reasons: (i) it is part of the investment strategy of the Fund; (ii) data to determine EU Taxonomy-alignment may be unavailable; and / or (iii) underlying economic activities may not be eligible under the EU Taxonomy's available technical screening criteria or may not comply with all requirements set out in such technical screening criteria.



● **What investments are included under “#2 Not sustainable”, what is their purpose and are there any minimum environmental or social safeguards?**

Other holdings are limited to 20% and may include derivatives, cash and near cash instruments and shares or units of CIS and fixed income transferable securities (also known as debt securities) issued by governments and agencies worldwide.

The use of such investments does not affect the delivery of the sustainable investment objective, as these investments are used for the purposes of liquidity management and/or hedging.

No other holdings are considered against minimum environmental or social safeguards.



● **Is a specific index designated as a reference benchmark to meet the sustainable investment objective?**

No.

Please note that the MSCI All Countries World Index is used to compare certain ESG characteristics.

● **How does the reference benchmark take into account sustainability factors in a way that is continuously aligned with the sustainable investment objective?**

Not applicable.

● **How is the alignment of the investment strategy with the methodology of the index ensured on a continuous basis?**

Not applicable.

Reference benchmarks are indexes to measure whether the financial product attains the sustainable investment objective.

- ***How does the designated index differ from a relevant broad market index?***
Not applicable.
- ***Where can the methodology used for the calculation of the designated index be found?***
Not applicable.



Where can I find more product specific information online?

More product-specific information can be found on the website:

Please refer to the website page for the Fund, which can be found by typing the name of the Fund into the search bar on the BlackRock website: www.blackrock.com

Pre-contractual disclosure for the financial products referred to in Article 8 paragraphs 1, 2 and 2a of Regulation (EU) 2019/2088 and Article 6, first paragraph, of Regulation (EU) 2020/852

**Product name: BlackRock Global Corporate Sustainable Credit Screened Fund
Legal entity identifier: 549300XRR0YX7IECS551**

Environmental and/or social characteristics

Sustainable investment means an investment in an economic activity that contributes to an environmental or social objective, provided that the investment does not significantly harm any environmental or social objective and that the investee companies follow good governance practices.

The EU Taxonomy is a classification system laid down in Regulation (EU) 2020/852, establishing a list of environmentally sustainable economic activities. That Regulation does not lay down a list of socially sustainable economic activities. Sustainable investments with an environmental objective might be aligned with the Taxonomy or not.

Does this financial product have a sustainable investment objective?	
<p><input checked="" type="radio"/> <input checked="" type="radio"/> <input type="checkbox"/> Yes</p> <p><input type="checkbox"/> It will make a minimum of sustainable investments with an environmental objective: ____%</p> <p><input type="checkbox"/> in economic activities that qualify as environmentally sustainable under the EU Taxonomy</p> <p><input type="checkbox"/> in economic activities that do not qualify as environmentally sustainable under the EU Taxonomy</p> <p><input type="checkbox"/> It will make a minimum of sustainable investments with a social objective: ____%</p>	<p><input checked="" type="radio"/> <input type="radio"/> <input checked="" type="checkbox"/> No</p> <p><input checked="" type="checkbox"/> It promotes Environmental/Social (E/S) characteristics and while it does not have as its objective a sustainable investment, it will have a minimum proportion of 20% of sustainable investments</p> <p><input type="checkbox"/> with an environmental objective in economic activities that qualify as environmentally sustainable under the EU Taxonomy</p> <p><input checked="" type="checkbox"/> with an environmental objective in economic activities that do not qualify as environmentally sustainable under the EU Taxonomy</p> <p><input checked="" type="checkbox"/> with a social objective</p> <p><input type="checkbox"/> It promotes E/S characteristics, but will not make any sustainable investments</p>



What environmental and/or social characteristics are promoted by this financial product?

The Fund invests in Sustainable Investments. BlackRock defines Sustainable Investments as investments in issuers or securities that contribute to an environmental or social objective, do not significantly harm any of those objectives and where investee companies follow good governance practices. BlackRock refers to relevant sustainability frameworks to identify the alignment of the investment to environmental or social objectives.

Sustainable Investments should also meet the do no significant harm (DNSH) requirements, as defined by applicable law and regulation. BlackRock has developed a set of criteria to assess whether an issuer or investment does significant harm.

This Fund seeks to address key environmental and social issues that are deemed to be relevant to the issuers' businesses using ESG scores as a means of assessing issuers' exposure to and management of those risks and opportunities. The ESG scores recognise that certain environmental and social issues are more material based on the type of activity that the issuer is involved in by weighting the issues differently in the scoring methodology. The following environmental themes are captured in the environmental component of the ESG score: climate change, natural capital, pollution and waste and environmental opportunities. The following social themes are captured in the social component of the ESG score: human capital, product liability, stakeholder opposition and social opportunities. Corporate issuers that have better ESG scores are perceived to have more sustainable business practices.

Greenhouse gas emissions are categorised into three groups or 'scopes' by the most widely-used international accounting tool, the Greenhouse Gas (GHG) Protocol. Scope 1 covers direct emissions from owned or controlled sources. Scope 2 covers indirect emissions from the generation of purchased electricity, steam, heating and cooling consumed by the reporting issuer. Scope 3 includes all other indirect emissions that occur in an issuer's value chain. The Fund seeks

to have a lower greenhouse gas emissions intensity of the portfolio relative to the Index, which is the estimated greenhouse gas (Scope 1 and Scope 2) emissions per \$1 million of sales revenue across the Fund's holdings. For the avoidance of doubt, Scope 3 is not currently considered for this calculation.

This Fund applies the BlackRock EMEA Baseline Screens. This set of screens avoids exposures that have negative environmental outcomes by excluding direct investment in issuers that have material involvement in thermal coal and tar sands extraction, as well as thermal coal-based power generation. Negative social outcomes are also avoided by excluding direct investment in issuers involved in controversial weapons and nuclear weapons, and material involvement in production and distribution of civilian firearms and tobacco. This Fund also excludes issuers deemed to have failed to comply with the 10 UN Global Compact Principles, which cover human rights, labour standards, the environment, and anti-corruption.

The Investment Manager will seek to limit and/or exclude investment in issuers with an ESG rating of CCC or below according to MSCI.

The Fund does not use a reference benchmark for the purposes of attaining the ESG characteristics that it promotes, however, Bloomberg Global Aggregate Corporate Index USD Hedged (the "Index") is used to compare certain ESG characteristics promoted by the Fund.

Sustainability indicators measure how the environmental or social characteristics promoted by the financial product are attained.

● ***What sustainability indicators are used to measure the attainment of each of the environmental or social characteristics promoted by this financial product?***

The sustainability indicators used to measure the attainment of the environmental or social characteristics promoted by this Fund include:

1. The Fund's holdings in Sustainable Investments, as described above.
2. The Fund's ESG rating, which is the weighted average of ESG scores of the Fund's holdings, as described above.
3. The Fund's carbon emissions intensity, as described above.
4. The Fund's consideration of principal adverse impacts (PAIs) on sustainability factors, as described below.
5. The Fund's exclusion of holdings in issuers identified by the exclusion criteria set out in the BlackRock EMEA Baseline Screens and exclusionary screens, as described above.

● ***What are the objectives of the sustainable investments that the financial product partially intends to make and how does the sustainable investment contribute to such objectives?***

This Fund invests at least 20% of its holdings in Sustainable Investments. All Sustainable Investments will be assessed by the Investment Manager to comply with BlackRock's DNSH standard outlined above.

BlackRock invests in Sustainable Investments which contribute to a range of environmental and / or social objectives which may include but are not limited to, alternative and renewable energy, energy efficiency, pollution prevention or mitigation, reuse and recycling, health, nutrition, sanitation and education and the UN Sustainable Development Goals ("Environmental and Social Objectives").

An investment will be assessed as contributing to an Environmental and/or Social Objective where:

- a) minimum proportion of the issuer's business activity contributes to an Environmental and/or Social Objective; or
- b) the issuer's business practices contribute to an Environmental and/or Social Objective; or
- c) the use of proceeds is assessed as contributing to an Environmental and/or Social Objective such as green bonds, social bonds, and sustainability bonds; or

d) the fixed income securities are aligned with an Environmental and/or Social Objective.



- **How do the sustainable investments that the financial product partially intends to make, not cause significant harm to any environmental or social sustainable investment objective?**

Sustainable Investments meet the DNSH requirements, as defined by applicable law and regulation. BlackRock has developed a set of criteria across all Sustainable Investments to assess whether an issuer or investment does significant harm. Investments considered to be causing significant harm do not qualify as Sustainable Investments.

- *How have the indicators for adverse impacts on sustainability factors been taken into account?*

The indicators for adverse impacts on sustainability factors for each type of investment are assessed using BlackRock's Sustainable Investments proprietary methodology. BlackRock uses third-party data and/or fundamental analysis to identify investments which negatively impact sustainability factors and cause significant harm.

BlackRock makes use of internal analysis and third-party data sources to measure how issuers negatively impact sustainability factors and cause significant harm.

- *How are the sustainable investments aligned with the OECD Guidelines for Multinational Enterprises and the UN Guiding Principles on Business and Human Rights? Details:*

Sustainable Investments are assessed to consider any detrimental impacts and ensure compliance with international standards of the OECD Guidelines for Multinational Enterprises and the UN Guiding Principles on Business and Human Rights, including the principles and rights set out in the eight fundamental conventions identified in the Declaration of the International Labour Organisation on Fundamental Principles and Rights at Work and the International Bill of Human Rights. Issuers deemed to have violated these conventions are not considered as Sustainable Investments.

The EU Taxonomy sets out a "do not significant harm" principle by which Taxonomy-aligned investments should not significantly harm EU Taxonomy objectives and is accompanied by specific EU criteria.

The "do no significant harm" principle applies only to those investments underlying the financial product that take into account the EU criteria for environmentally sustainable economic activities. The investments underlying the remaining portion of this financial product do not take into account the EU criteria for environmentally sustainable economic activities.

Any other sustainable investments must also not significantly harm any environmental or social objectives.

Principal adverse impacts are the most significant negative impacts of investment decisions on sustainability factors relating to environmental, social and employee matters, respect for human rights, anti-corruption and anti-bribery matters.



Does this financial product consider principal adverse impacts on sustainability factors?

- Yes
- No

The Fund considers PAIs on sustainability factors through the application of the BlackRock EMEA Baseline Screens and its carbon reduction target.

The Fund takes into account the following PAIs:

- GHG emissions
- GHG intensity of investee companies.
- Exposure to companies active in the fossil fuel sector
- Violations of UN Global Compact principles and Organisation for Economic Cooperation and Development (OECD) Guidelines for Multinational Enterprises
- Exposure to controversial weapons (anti personnel mines, cluster munitions, chemical weapons and biological weapons)

In addition, this Fund takes into account the PAIs through BlackRock's DNSH standard for Sustainable Investments. This Fund will provide information on the PAIs in its annual report.

The investment strategy guides investment decisions based on factors such as investment objectives and risk tolerance.

What investment strategy does this financial product follow?

More than 90% of the issuers of securities the Fund invests in are ESG rated or have been analysed for ESG purposes.

The Investment Manager will apply the BlackRock EMEA Baseline Screens and the Investment Manager may also review the resulting universe and may consider to removing issuers with the lowest ESG scores.

To undertake this analysis, the Investment Manager may use data provided by external ESG research providers, proprietary models and local intelligence and may undertake site visits.

The Investment Manager will create a portfolio with a higher ESG outcome versus the Index and the weighted average ESG rating of the Fund will be higher than the ESG rating of the Index and the Investment Manager intends the Fund to have a carbon emissions intensity score that is 30% lower than the Index.

The Fund will seek where possible and to the extent consistent with its investment objective and strategy, to invest in Sustainable Investments.

Should existing holdings, compliant at the time of investment, subsequently become ineligible, they will be divested by the Fund within a reasonable period of time.

The Investment Manager employs a credit-screening strategy to assist the Investment Manager in minimising the Fund's exposure to fixed income securities believed to be most susceptible to excessive price deterioration. This strategy utilises a screening process which includes investment grade and high yield credit markets in the US, UK and Europe and combines quantitative modelling techniques with the Investment Manager's analysis. The same process is also used to monitor securities within the Fund's portfolio on an ongoing basis. The quantitative modelling techniques score and rank securities on quantitative factors such as fundamentals, valuation and market sentiment. Within the issuer fundamentals category, the Fund uses techniques to assess security characteristics such as strength of earnings, quality of balance sheet and cashflow trends. Within the valuations category, the Fund uses techniques to compare the market price of the security with its intrinsic value. The Investment Manager's assessment of intrinsic value is based on security characteristics such as strength of earnings, quality of balance sheet and cash flow trends. This valuation is then compared with the market price of the relevant security. Within the market sentiment category, the Fund uses techniques to assess drivers such as the views of other market participants (for example, sell-side analysts, other investors and management teams) as well as trends exhibited by entities related to the securities (for example share price appreciation or depreciation and corporate earnings reports). The securities with the lowest scores are deemed at risk of significant deterioration and are analysed by the Investment Manager for exclusion from the Fund's portfolio.

- ***What are the binding elements of the investment strategy used to select the investments to attain each of the environmental or social characteristics promoted by this financial product?***

The binding elements of the investment strategy are as follows:

1. Maintain that the Fund holds at least 20% in Sustainable Investments.
2. Maintain the Fund's weighted average ESG score will be greater than that of the Fund's Index.
3. Maintain the Fund's carbon emissions intensity that is 30% lower than the Fund's Index.
4. Apply the BlackRock EMEA Baseline Screens and exclusionary screens.
5. Ensure that more than 90% of the issuers of securities in which the Fund invests (excluding money market funds) shall be ESG rated or have been analysed for ESG purposes.

- **What is the committed minimum rate to reduce the scope of the investments considered prior to the application of that investment strategy?**

Whilst the Fund applies exclusionary screens to avoid investment in the activities listed above, there is no commitment to reduce the scope of investments by a minimum rate.

- **What is the policy to assess good governance practices of the investee companies?**

BlackRock assesses good governance practices of the investee companies by combining proprietary insights and shareholder engagement by the Investment Manager, with data from external ESG research providers. BlackRock uses data from external ESG research providers to initially identify issuers which may not have satisfactory governance practices in relation to key performance indicators (KPIs) related to sound management structure, employee relations, remuneration of staff and tax compliance.

Where issuers are identified as potentially having issues with regards to good governance, the issuers are reviewed to ensure that, where the Investment Manager agrees with this external assessment, the Investment Manager is satisfied that the issuer has either taken remediation actions or will take remedial actions within a reasonable time frame based on the Investment Manager's direct engagement with the issuer. The Investment Manager may also decide to reduce exposure to such issuers.

Good governance practices include sound management structures, employee relations, remuneration of staff and tax compliance.

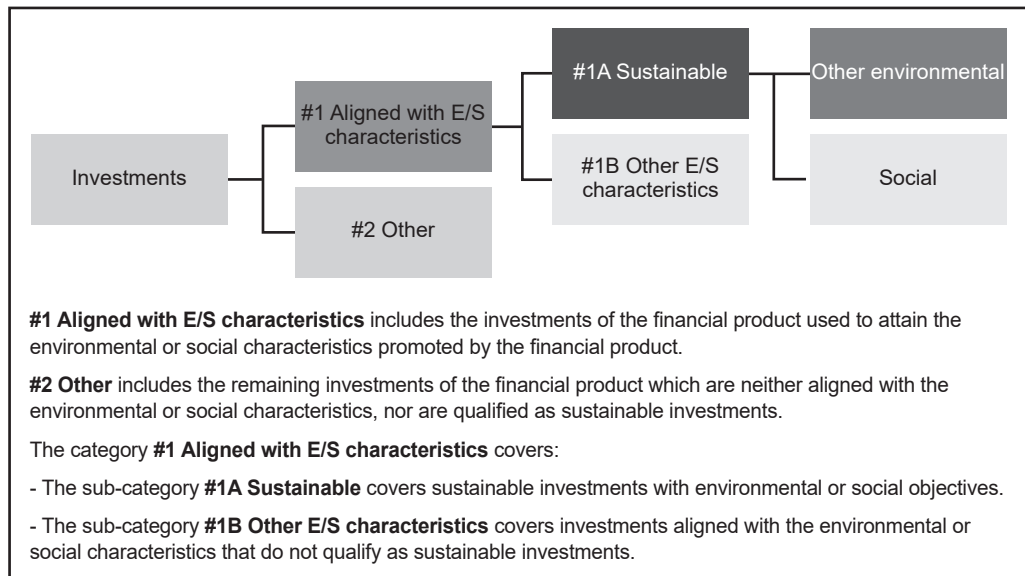


What is the asset allocation planned for this financial product?

A minimum of 80% of the Fund's total assets will be invested in investments that are aligned with the environmental and/or social characteristics described above (#1 Aligned with E/S characteristics). Of these investments, a minimum of 20% of the Fund's total assets will be invested in Sustainable Investments (#1A Sustainable), and the remainder will be invested in investments aligned with other environmental and/or social characteristics described above (#1B Other E/S characteristics). The Fund may invest up to 20% of its total assets in other investments (#2 Other investments).

Asset allocation describes the share of investments in specific assets.

Taxonomy-aligned activities are expressed as a share of:
- **turnover** reflecting the share of revenue from green activities of investee companies



- **How does the use of derivatives attain the environmental or social characteristics promoted by the financial product?**



The Fund may use derivatives for investment purposes and for the purposes of efficient portfolio management. For derivatives, any ESG rating or analyses referenced above will apply only to the underlying investment.



To what minimum extent are sustainable investments with an environmental objective aligned with the EU Taxonomy?

The Fund does not currently commit to invest more than 0% of its assets in Sustainable Investments with an environmental objective aligned with the EU Taxonomy, however, these investments may form part of the portfolio.

The two graphs below show the minimum percentage of investments that are aligned with the EU Taxonomy. As there is no appropriate methodology to determine the Taxonomy-alignment of sovereign bonds, the first graph shows the Taxonomy-alignment in relation to all the investments of the financial product including sovereign bonds, while the second graph shows the Taxonomy- alignment only in relation to the investments of the financial product other than sovereign bonds.*



**For the purpose of these graphs, 'sovereign bonds' consist of all sovereign exposures*

Enabling activities directly enable other activities to make a substantial contribution to an environmental objective.

Transitional activities are activities for which low-carbon alternatives are not yet available and among others have greenhouse gas emission levels corresponding to the best performance.

 are sustainable investments with an environmental objective that **do not take into account the criteria** for environmentally sustainable economic activities under the EU Taxonomy.

● **What is the minimum share of investments in transitional and enabling activities?**

The Fund does not commit to making investments in transitional and enabling activities, however, these investments may form part of the portfolio.



What is the minimum share of sustainable investments with an environmental objective that are not aligned with the EU Taxonomy?

A minimum of 20% of the Fund's total assets will be invested in Sustainable Investments. As noted above, these Sustainable Investments will be a mix of Sustainable Investments with an environmental objective that is not aligned with the EU Taxonomy or a social objective or a combination of both, and the exact composition may fluctuate.

The Fund invests in Sustainable Investments that are not aligned with the EU Taxonomy for the following reasons: (i) it is part of the investment strategy of the Fund; (ii) data to determine EU Taxonomy-alignment may be unavailable; and / or (iii) underlying economic activities may not be eligible under the EU Taxonomy's available technical screening criteria or may not comply with all requirements set out in such technical screening criteria.



What is the minimum share of socially sustainable investments?

A minimum of 20% of the Fund's total assets will be invested in Sustainable Investments. As noted above, these Sustainable Investments will be a mix of Sustainable Investments with an environmental objective that is not aligned with the EU Taxonomy or a social objective or a combination of both, and the exact composition may fluctuate.

The Fund invests in Sustainable Investments that are not aligned with the EU Taxonomy for the following reasons: (i) it is part of the investment strategy of the Fund; (ii) data to determine EU Taxonomy-alignment may be unavailable; and / or (iii) underlying economic activities may not be eligible under the EU Taxonomy's available technical screening criteria or may not comply with all requirements set out in such technical screening criteria.



What investments are included under “#2 Other”, what is their purpose and are there any minimum environmental or social safeguards?

Other holdings are limited to 20% and may include derivatives, cash and near cash instruments and shares or units of CIS and fixed income transferable securities (also known as debt securities) issued by governments and agencies worldwide, as well as securities without ESG ratings.

These investments may be used for investment purposes in pursuit of the Fund's (non ESG) investment objective, for the purposes of liquidity management and/or hedging.

No other holdings are considered against minimum environmental or social safeguards.



Reference benchmarks are indexes to measure whether the financial product attains the environmental or social characteristics that they promote.

Is a specific index designated as a reference benchmark to determine whether this financial product is aligned with the environmental and/or social characteristics that it promotes?

No.

Please note that the Bloomberg Global Aggregate Corporate Index USD Hedged is used to compare certain ESG characteristics promoted by the Fund.

- ***How is the reference benchmark continuously aligned with each of the environmental or social characteristics promoted by the financial product?***

Not applicable.

- ***How is the alignment of the investment strategy with the methodology of the index ensured on a continuous basis?***

Not applicable .

- ***How does the designated index differ from a relevant broad market index?***

Not applicable.

- ***Where can the methodology used for the calculation of the designated index be found?***

Not applicable.



Where can I find more product specific information online?

More product-specific information can be found on the website:

Please refer to the website page for the Fund, which can be found by typing the name of the Fund into the search bar on the BlackRock website: www.blackrock.com.

Pre-contractual disclosure for the financial products referred to in Article 8 paragraphs 1, 2 and 2a of Regulation (EU) 2019/2088 and Article 6, first paragraph, of Regulation (EU) 2020/852

**Product name: BlackRock Systematic ESG Equity Absolute Return Fund
Legal entity identifier: 549300AG1I22NNZRKF31**

Environmental and/or social characteristics

Sustainable investment means an investment in an economic activity that contributes to an environmental or social objective, provided that the investment does not significantly harm any environmental or social objective and that the investee companies follow good governance practices.

The EU Taxonomy is a classification system laid down in Regulation (EU) 2020/852, establishing a list of environmentally sustainable economic activities. That Regulation does not lay down a list of socially sustainable economic activities. Sustainable investments with an environmental objective might be aligned with the Taxonomy or not.

Does this financial product have a sustainable investment objective?	
<p><input checked="" type="radio"/> <input checked="" type="radio"/> <input type="checkbox"/> Yes</p> <p><input type="checkbox"/> It will make a minimum of sustainable investments with an environmental objective: ____%</p> <p><input type="checkbox"/> in economic activities that qualify as environmentally sustainable under the EU Taxonomy</p> <p><input type="checkbox"/> in economic activities that do not qualify as environmentally sustainable under the EU Taxonomy</p> <p><input type="checkbox"/> It will make a minimum of sustainable investments with a social objective: ____%</p>	<p><input checked="" type="radio"/> <input type="radio"/> <input checked="" type="checkbox"/> No</p> <p><input type="checkbox"/> It promotes Environmental/Social (E/S) characteristics and while it does not have as its objective a sustainable investment, it will have a minimum proportion of ____% of sustainable investments</p> <p><input type="checkbox"/> with an environmental objective in economic activities that qualify as environmentally sustainable under the EU Taxonomy</p> <p><input type="checkbox"/> with an environmental objective in economic activities that do not qualify as environmentally sustainable under the EU Taxonomy</p> <p><input type="checkbox"/> with a social objective</p> <p><input checked="" type="checkbox"/> It promotes E/S characteristics, but will not make any sustainable investments</p>



What environmental and/or social characteristics are promoted by this financial product?

This Fund seeks to address key environmental and social issues that are deemed to be relevant to the issuers' businesses using ESG scores as a means of assessing issuers' exposure to and management of those risks and opportunities. The ESG scores recognise that certain environmental and social issues are more material based on the type of activity that the issuer is involved in by weighting the issues differently in the scoring methodology. The following environmental themes are captured in the environmental component of the ESG score: climate change, natural capital, pollution and waste and environmental opportunities. The following social themes are captured in the social component of the ESG score: human capital, product liability, stakeholder opposition and social opportunities. Corporate issuers that have better ESG scores are perceived to have more sustainable business practices.

Greenhouse gas emissions are categorised into three groups or 'scopes' by the most widely-used international accounting tool, the Greenhouse Gas (GHG) Protocol. Scope 1 covers direct emissions from owned or controlled sources. Scope 2 covers indirect emissions from the generation of purchased electricity, steam, heating and cooling consumed by the reporting issuer. Scope 3 includes all other indirect emissions that occur in an issuer's value chain. The Fund seeks to have a lower greenhouse gas emissions intensity of its unlevered long positions relative to its unlevered short positions, which is the estimated greenhouse gas (Scope 1 and Scope 2) emissions per \$1 million of sales revenue across the Fund's holdings. For the avoidance of doubt, Scope 3 is not currently considered for this calculation.

This Fund applies the BlackRock EMEA Baseline Screens. This set of screens avoids exposures that have negative environmental outcomes by excluding direct investment in issuers that have material involvement in thermal coal and tar sands extraction, as well as thermal coal-based power generation. Negative social outcomes are also avoided by excluding direct investment in issuers

involved in controversial weapons and nuclear weapons, and material involvement in production and distribution of civilian firearms and tobacco. This Fund also excludes issuers deemed to have failed to comply with the 10 UN Global Compact Principles, which cover human rights, labour standards, the environment, and anti-corruption.

The Fund does not use a reference benchmark for the purposes of attaining the ESG characteristics that it promotes.

Sustainability indicators measure how the environmental or social characteristics promoted by the financial product are attained.

● ***What sustainability indicators are used to measure the attainment of each of the environmental or social characteristics promoted by this financial product?***

The sustainability indicators used to measure the attainment of the environmental or social characteristics promoted by this Fund include:

1. The Fund's ESG rating, which is the weighted average of ESG scores of the Fund's holdings, as described above.
2. The Fund's carbon emissions intensity, as described above.
3. The Fund's consideration of principal adverse impacts (PAIs) on sustainability factors, as described below.
4. The Fund's exclusion of holdings in issuers identified by the exclusion criteria set out in the BlackRock EMEA Baseline Screens, as described above.

● ***What are the objectives of the sustainable investments that the financial product partially intends to make and how does the sustainable investment contribute to such objectives?***

The Fund does not commit to holding Sustainable Investments, however, they may form part of the portfolio.

● ***How do the sustainable investments that the financial product partially intends to make, not cause significant harm to any environmental or social sustainable investment objective?***

Not applicable as this Fund does not commit to investing in Sustainable Investments, however, they may form part of the portfolio.

— *How have the indicators for adverse impacts on sustainability factors been taken into account?*

Not applicable as this Fund does not commit to investing in Sustainable Investments, however, they may form part of the portfolio. Please refer to the section below, "Does this financial product consider principal adverse impacts on sustainability factors?", which describes how the Fund considers PAIs on sustainability factors.

— *How are the sustainable investments aligned with the OECD Guidelines for Multinational Enterprises and the UN Guiding Principles on Business and Human Rights? Details:*

Not applicable as this Fund does not commit to investing in Sustainable Investments, however, they may form part of the portfolio.

Principal adverse impacts are the most significant negative impacts of investment decisions on sustainability factors relating to environmental, social and employee matters, respect for human rights, anti-corruption and anti-bribery matters.

The EU Taxonomy sets out a "do not significant harm" principle by which Taxonomy-aligned investments should not significantly harm EU Taxonomy objectives and is accompanied by specific EU criteria.

The "do no significant harm" principle applies only to those investments underlying the financial product that take into account the EU criteria for environmentally sustainable economic activities. The investments underlying the remaining portion of this financial product do not take into account the EU criteria for environmentally sustainable economic activities.

Any other sustainable investments must also not significantly harm any environmental or social objectives.



Does this financial product consider principal adverse impacts on sustainability factors?

Yes

No

The Fund considers PAIs on sustainability factors through the application of the BlackRock EMEA Baseline Screens and its carbon reduction target.

The Fund takes into account the following PAIs:

- GHG emissions
- GHG intensity of investee companies
- Exposure to companies active in the fossil fuel sector
- Violations of UN Global Compact principles and Organisation for Economic Cooperation and Development (OECD) Guidelines for Multinational Enterprises
- Exposure to controversial weapons (anti personnel mines, cluster munitions, chemical weapons and biological weapons)



What investment strategy does this financial product follow?

The Fund will use quantitative models (including ESG models) in order to achieve a systematic approach which will be used to determine both long and short exposures.

The Fund uses a quantitative (i.e. rule based) approach to stock selection. The models select stocks from a broad universe of equities (remaining after the application of ESG exclusionary screens and rank them broadly according to multiple characteristics, including company fundamentals, market sentiment, macro-economic themes and ESG characteristics (each of which is described below). The Investment Manager assigns a weighting to each category within the models based on an assessment of the performance, volatility, correlation and turnover within each model.

Within the company fundamentals category, the Fund uses techniques to assess stock characteristics such as relative valuation, strength of earnings, quality of balance sheet and cashflow trends.

Within the market sentiment category, the Fund uses techniques to position the portfolio with respect to certain industries and styles (such as value, momentum and quality), which are best placed for prevailing macro conditions.

The ESG models used fall into various sub-categories, including risk mitigation (identifying companies with a high number of controversies, lawsuits, litigation, or concerns around the amount of tax they pay); human capital (identifying companies who attract a diverse employee base and have fair employment practices); environmental transition (measuring companies' greenhouse gas emissions, water intensity, and green innovation); and social impact (identifying companies who seek to address social issues and disease burden). ESG data is also incorporated across all the above quantitative models.

These quantitative models, combined with an automated portfolio construction tool which is proprietary to the Investment Manager, inform which stocks will comprise the Fund's portfolio, removing any that conflict with the BlackRock EMEA Baseline Screens outlined below and replacing them with stocks from the same universe with a similar expected return. The Investment Manager reviews the positions generated by the portfolio construction tool before they are traded to compare against the categories (as described above) inputted to the model and to consider the impact of any subsequent public information in relation to the positions such as merger and acquisition announcements, significant litigations or changes in senior management.

The portfolio construction tool is also subject to investment constraints which optimise the portfolio so that:

(a) The ESG score of the Fund's unlevered long positions are higher than the Fund's unlevered short positions

(b) The carbon emissions intensity of the Fund's unlevered long positions are 30% lower than that of the Fund's unlevered short positions

In addition to the above, the Fund will seek to apply the BlackRock EMEA Baseline Screens.

- ***What are the binding elements of the investment strategy used to select the investments to attain each of the environmental or social characteristics promoted by this financial product?***

The binding elements of the investment strategy are as follows:

1. Maintain the ESG score of the Fund's unlevered long positions are higher than that of the Fund's unlevered short positions.

The investment strategy guides investment decisions based on factors such as investment objectives and risk tolerance.

2. Maintain the carbon emissions intensity of the Fund's unlevered long positions are 30% lower than that of the Fund's unlevered short positions.
3. Apply the BlackRock EMEA Baseline Screens.

- **What is the committed minimum rate to reduce the scope of the investments considered prior to the application of that investment strategy?**

Whilst the Fund applies exclusionary screens to avoid investment in the activities listed above, there is no commitment to reduce the scope of investments by a minimum rate.

- **What is the policy to assess good governance practices of the investee companies?**

BlackRock assesses good governance practices of the investee companies by combining proprietary insights and shareholder engagement by the Investment Manager, with data from external ESG research providers. BlackRock uses data from external ESG research providers to initially identify issuers which may not have satisfactory governance practices in relation to key performance indicators (KPIs) related to sound management structure, employee relations, remuneration of staff and tax compliance.

Where issuers are identified as potentially having issues with regards to good governance, the issuers are reviewed to ensure that, where the Investment Manager agrees with this external assessment, the Investment Manager is satisfied that the issuer has either taken remediation actions or will take remedial actions within a reasonable time frame based on the Investment Manager's direct engagement with the issuer. The Investment Manager may also decide to reduce exposure to such issuers.

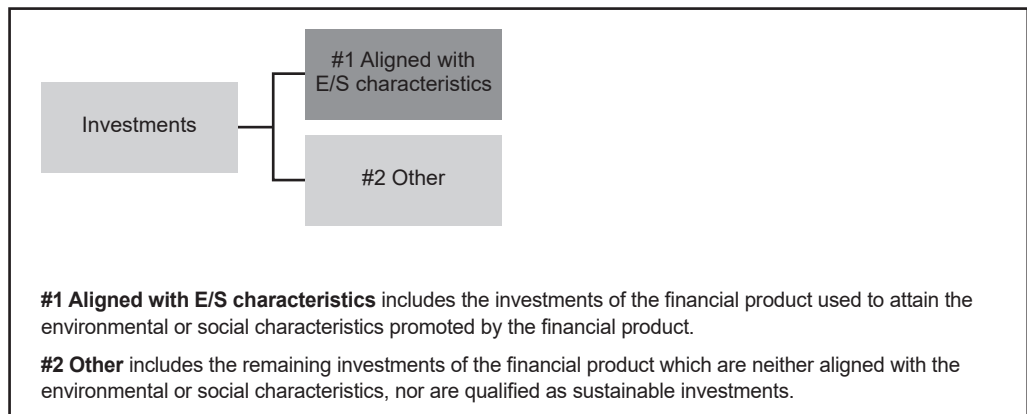
Good governance practices include sound management structures, employee relations, remuneration of staff and tax compliance.



What is the asset allocation planned for this financial product?

A minimum of 80% of the Fund's total assets, measured by the gross notional value, will be invested in investments that are aligned with the environmental and/or social characteristics described above (#1 Aligned with E/S characteristics).

The Fund may invest up to 20% of its total assets in other investments (#2 Other investments).



Asset allocation describes the share of investments in specific assets.

Taxonomy-aligned activities are expressed as a share of:

- **turnover** reflecting the share of revenue from green activities of investee companies.
- **capital expenditure (CapEx)** showing the green investments made by investee companies, e.g. for a transition to a green economy.
- **operational expenditure (OpEx)** reflecting green operational activities of investee companies.

- **How does the use of derivatives attain the environmental or social characteristics promoted by the financial product?**

The Fund uses certain derivatives for investment purposes to obtain its exposure. For such derivatives, the Fund assesses the environmental and social characteristics of the underlying investments to attain its objectives stated above.

To comply with the EU Taxonomy, the criteria for **fossil gas** include limitations on emissions and switching to renewable power or low-carbon fuels by the end of 2035. For **nuclear energy**, the criteria include comprehensive safety and waste management rules.

Enabling activities directly enable other activities to make a substantial contribution to an environmental objective.

Transitional activities are activities for which low-carbon alternatives are not yet available and among others have greenhouse gas emission levels corresponding to the best performance.



To what minimum extent are sustainable investments with an environmental objective aligned with the EU Taxonomy?

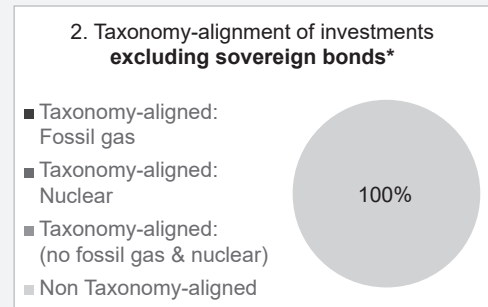

The Fund does not currently commit to invest more than 0% of its assets in Sustainable Investments with an environmental objective aligned with the EU Taxonomy, however, these investments may form part of the portfolio.

- **Does the financial product invest in fossil gas and/or nuclear energy related activities that comply with the EU Taxonomy¹?**

- Yes
 In fossil gas In nuclear energy
 No

The Fund does not currently commit to invest in fossil gas and/or nuclear energy related activities that comply with the EU Taxonomy, however, these investments may form part of the portfolio.

The two graphs below show the minimum percentage of investments that are aligned with the EU Taxonomy. As there is no appropriate methodology to determine the Taxonomy-alignment of sovereign bonds*, the first graph shows the Taxonomy-alignment in relation to all the investments of the financial product including sovereign bonds, while the second graph shows the Taxonomy-alignment only in relation to the investments of the financial product other than sovereign bonds.



*For the purpose of these graphs, 'sovereign bonds' consist of all sovereign exposures

¹ Fossil gas and/or nuclear related activities will only comply with the EU Taxonomy where they contribute to limiting climate change ("climate change mitigation") and do not significantly harm any EU Taxonomy objective - see explanatory note in the left hand margin. The full criteria for fossil gas and nuclear energy economic activities that comply with the EU Taxonomy are laid down in Commission Delegated Regulation (EU) 2022/1214.

- **What is the minimum share of investments in transitional and enabling activities?**

The Fund does not commit to making investments in transitional and enabling activities, however, these investments may form part of the portfolio.



- **What is the minimum share of sustainable investments with an environmental objective that are not aligned with the EU Taxonomy?**

The Fund does not commit to holding Sustainable Investments, however, they may form part of the portfolio.



- **What is the minimum share of socially sustainable investments?**

The Fund does not commit to holding Sustainable Investments, however, they may form part of the portfolio.



- **What investments are included under “#2 Other”, what is their purpose and are there any minimum environmental or social safeguards?**

Other holdings are limited to 20% and may include other derivatives (i.e. not those used for attaining the environmental or social objectives of the Fund described above), cash and near cash instruments and shares or units of Collective Investment Scheme and fixed income transferable securities (also known as debt securities) issued by governments and agencies worldwide.

These investments may be used for investment purposes in pursuit of the Fund's (non ESG) investment objective, for the purposes of liquidity management and/or hedging.

No other holdings are considered against minimum environmental or social safeguards.



- **Is a specific index designated as a reference benchmark to determine whether this financial product is aligned with the environmental and/or social characteristics that it promotes?**

No.

Reference benchmarks are indexes to measure whether the financial product attains the environmental or social characteristics that they promote.

- **How is the reference benchmark continuously aligned with each of the environmental or social characteristics promoted by the financial product?**

Not applicable.

- **How is the alignment of the investment strategy with the methodology of the index ensured on a continuous basis?**

Not applicable .

- **How does the designated index differ from a relevant broad market index?**

Not applicable.

- **Where can the methodology used for the calculation of the designated index be found?**

Not applicable.



- **Where can I find more product specific information online?**

More product-specific information can be found on the website:

Please refer to the website page for the Fund, which can be found by typing the name of the Fund into the search bar on the BlackRock website: www.blackrock.com.

Pre-contractual disclosure for the financial products referred to in Article 8 paragraphs 1, 2 and 2a of Regulation (EU) 2019/2088 and Article 6, first paragraph, of Regulation (EU) 2020/852

**Product name: BlackRock Systematic Multi-Strategy ESG Screened Fund
Legal entity identifier: 549300PZ0HEI15WISL71**

Environmental and/or social characteristics

Sustainable investment means an investment in an economic activity that contributes to an environmental or social objective, provided that the investment does not significantly harm any environmental or social objective and that the investee companies follow good governance practices.

The EU Taxonomy is a classification system laid down in Regulation (EU) 2020/852, establishing a list of **environmentally sustainable economic activities**. That Regulation does not lay down a list of socially sustainable economic activities. Sustainable investments with an environmental objective might be aligned with the Taxonomy or not.

Does this financial product have a sustainable investment objective?	
<p><input checked="" type="radio"/> <input checked="" type="radio"/> <input type="checkbox"/> Yes</p> <p><input type="checkbox"/> It will make a minimum of sustainable investments with an environmental objective: ____%</p> <p><input type="checkbox"/> in economic activities that qualify as environmentally sustainable under the EU Taxonomy</p> <p><input type="checkbox"/> in economic activities that do not qualify as environmentally sustainable under the EU Taxonomy</p> <p><input type="checkbox"/> It will make a minimum of sustainable investments with a social objective: ____%</p>	<p><input checked="" type="radio"/> <input type="radio"/> <input checked="" type="checkbox"/> No</p> <p><input type="checkbox"/> It promotes Environmental/Social (E/S) characteristics and while it does not have as its objective a sustainable investment, it will have a minimum proportion of ____% of sustainable investments</p> <p><input type="checkbox"/> with an environmental objective in economic activities that qualify as environmentally sustainable under the EU Taxonomy</p> <p><input type="checkbox"/> with an environmental objective in economic activities that do not qualify as environmentally sustainable under the EU Taxonomy</p> <p><input type="checkbox"/> with a social objective</p> <p><input checked="" type="checkbox"/> It promotes E/S characteristics, but will not make any sustainable investments</p>



What environmental and/or social characteristics are promoted by this financial product?

This Fund applies the BlackRock EMEA Baseline Screens. This set of screens avoids exposures that have negative environmental outcomes by excluding direct investment in issuers that have material involvement in thermal coal and tar sands extraction, as well as thermal coal-based power generation. Negative social outcomes are also avoided by excluding direct investment in issuers involved in controversial weapons and nuclear weapons, and material involvement in production and distribution of civilian firearms and tobacco. This Fund also excludes issuers deemed to have failed to comply with the 10 UN Global Compact Principles, which cover human rights, labour standards, the environment, and anti-corruption.

The Investment Manager will seek to limit and/or exclude investment in issuers with an ESG rating of CCC or below according to MSCI.

The Fund does not use a reference benchmark for the purposes of attaining the ESG characteristics that it promotes.

What sustainability indicators are used to measure the attainment of each of the environmental or social characteristics promoted by this financial product?

The sustainability indicators used to measure the attainment of the environmental or social characteristics promoted by this Fund include:

1. The Fund's consideration of principal adverse impacts (PAIs) on sustainability factors, as described below.
2. The Fund's exclusion of holdings in issuers identified by the exclusion criteria set out in the BlackRock EMEA Baseline Screens and exclusionary screens, as described above.

Sustainability indicators measure how the environmental or social characteristics promoted by the financial product are attained.

- **What are the objectives of the sustainable investments that the financial product partially intends to make and how does the sustainable investment contribute to such objectives?**

The Fund does not commit to holding Sustainable Investments, however, they may form part of the portfolio.



- **How do the sustainable investments that the financial product partially intends to make, not cause significant harm to any environmental or social sustainable investment objective?**

Not applicable as this Fund does not commit to investing in Sustainable Investments, however, they may form part of the portfolio.

- *How have the indicators for adverse impacts on sustainability factors been taken into account?*

Not applicable as this Fund does not commit to investing in Sustainable Investments, however, they may form part of the portfolio. Please refer to the section below, “Does this financial product consider principal adverse impacts on sustainability factors?”, which describes how the Fund considers PAIs on sustainability factors.

- *How are the sustainable investments aligned with the OECD Guidelines for Multinational Enterprises and the UN Guiding Principles on Business and Human Rights? Details:*

Not applicable as this Fund does not commit to investing in Sustainable Investments, however, they may form part of the portfolio.

The EU Taxonomy sets out a “do not significant harm” principle by which Taxonomy-aligned investments should not significantly harm EU Taxonomy objectives and is accompanied by specific EU criteria.

The “do no significant harm” principle applies only to those investments underlying the financial product that take into account the EU criteria for environmentally sustainable economic activities. The investments underlying the remaining portion of this financial product do not take into account the EU criteria for environmentally sustainable economic activities.

Any other sustainable investments must also not significantly harm any environmental or social objectives.

Principal adverse impacts are the most significant negative impacts of investment decisions on sustainability factors relating to environmental, social and employee matters, respect for human rights, anti-corruption and anti-bribery matters.



Does this financial product consider principal adverse impacts on sustainability factors?

- Yes
- No

The Fund considers PAIs on sustainability factors through the application of the BlackRock EMEA Baseline Screens.

The Fund takes into account the following PAIs:

- Exposure to companies active in the fossil fuel sector
- Violations of UN Global Compact principles and Organisation for Economic Cooperation and Development (OECD) Guidelines for Multinational Enterprises
- Exposure to controversial weapons (anti personnel mines, cluster munitions, chemical weapons and biological weapons)

The investment strategy guides investment decisions based on factors such as investment objectives and risk tolerance.

What investment strategy does this financial product follow?

The Fund seeks to achieve its objective by investing globally in equity securities, fixed income securities, instruments relating to such securities (namely total return swaps, credit default swaps, interest rate swaps, currency swaps, options, futures, options on futures and forwards and the securities referred to below), shares or units of CIS, money market instruments, deposits, foreign currencies and cash, along with any other securities or instruments. The Fund may take long, synthetic long and synthetic short exposures. The Fund will not have a geographical or sector focus but may have a high allocation to particular countries or sectors at any one time. The Fund may have exposure to both developed and emerging markets. Investment in emerging markets will not exceed 20% of the Fund's Net Asset Value. The asset allocation of the Fund is intended to be flexible to allow the product to allocate tactically across a variety of asset classes and countries and maintain the ability to adjust its exposures as market conditions dictate.

The Fund will seek to apply the BlackRock EMEA Baseline Screens and the Investment Manager may also review the resulting universe to remove issuers with the lowest ESG scores.

The Investment Manager's strategy combines quantitative modelling techniques with the Investment Manager's analysis which will be used to determine both long and short exposures. The same process is also used to monitor securities within the Fund's portfolio on an ongoing basis. The quantitative modelling techniques score and rank securities on quantitative factors such as fundamentals, valuation and market sentiment. Within the issuer fundamentals category, the Fund uses techniques to assess security characteristics such as strength of earnings, quality of balance sheet and cashflow trends. Within the valuations category, the Fund uses techniques to compare the market price of the security with its intrinsic value. The Investment Manager's assessment of intrinsic value is based on security characteristics such as strength of earnings, quality of balance sheet and cash flow trends. This valuation is then compared with the market price of the relevant security. Within the market sentiment category, the Fund uses techniques to assess drivers such as the views of other market participants (for example, sell-side analysts, other investors and management teams) as well as trends exhibited by entities related to the securities (for example share price appreciation or depreciation and corporate earnings reports). The securities with the lowest scores are deemed at risk of significant deterioration and are analysed by the Investment Manager for exclusion from the Fund's portfolio.

The Fund will employ a proprietary investment process driven by the Investment Manager's macroeconomic forecasts to allocate across the fixed-income markets. In addition the Fund may use such macroeconomic forecasts to allocate to certain equity securities. The Fund's macroeconomic forecasts may use a range of factors.

- ***What are the binding elements of the investment strategy used to select the investments to attain each of the environmental or social characteristics promoted by this financial product?***

The binding elements of the investment strategy are as follows:

1. Apply the BlackRock EMEA Baseline Screens and exclusionary screens.

- ***What is the committed minimum rate to reduce the scope of the investments considered prior to the application of that investment strategy?***

Whilst the Fund applies exclusionary screens to avoid investment in the activities listed above, there is no commitment to reduce the scope of investments by a minimum rate.

- ***What is the policy to assess good governance practices of the investee companies?***

BlackRock assesses good governance practices of the investee companies by combining proprietary insights and shareholder engagement by the Investment Manager, with data from external ESG research providers. BlackRock uses data from external ESG research providers to initially identify issuers which may not have satisfactory governance practices in relation to key performance indicators (KPIs) related to sound management structure, employee relations, remuneration of staff and tax compliance.

Where issuers are identified as potentially having issues with regards to good governance, the issuers are reviewed to ensure that, where the Investment Manager agrees with this external assessment, the Investment Manager is satisfied that the issuer has either taken remediation actions or will take remedial actions within a reasonable time frame based on the Investment Manager's direct engagement with the issuer. The Investment Manager may also decide to reduce exposure to such issuers.

Good governance practices include sound management structures, employee relations, remuneration of staff and tax compliance.



What is the asset allocation planned for this financial product?

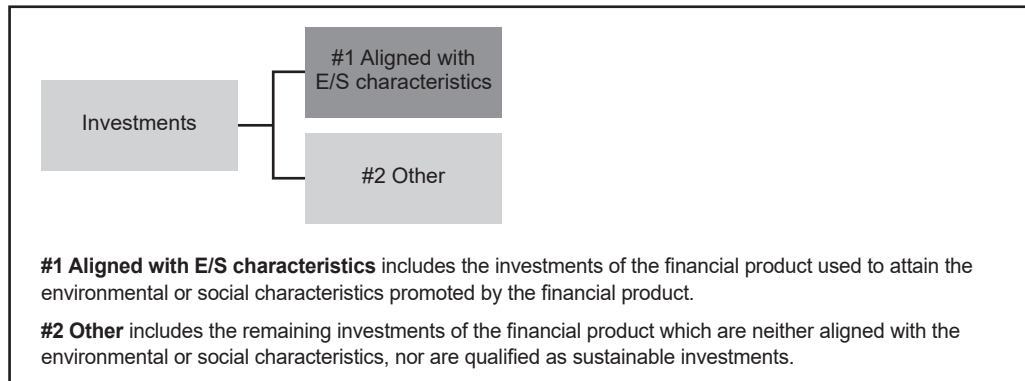
A minimum of 50% of the Fund's total assets, measured by the gross notional value, will be invested in investments that are aligned with the environmental and/or social characteristics described above (#1 Aligned with E/S characteristics).

Asset allocation describes the share of investments in specific assets.

Taxonomy-aligned activities are expressed as a share of:

- **turnover** reflecting the share of revenue from green activities of investee companies

The Fund may invest up to 50% of its total assets, measured by gross notional value, in other investments (#2 Other investments).



● **How does the use of derivatives attain the environmental or social characteristics promoted by the financial product?**

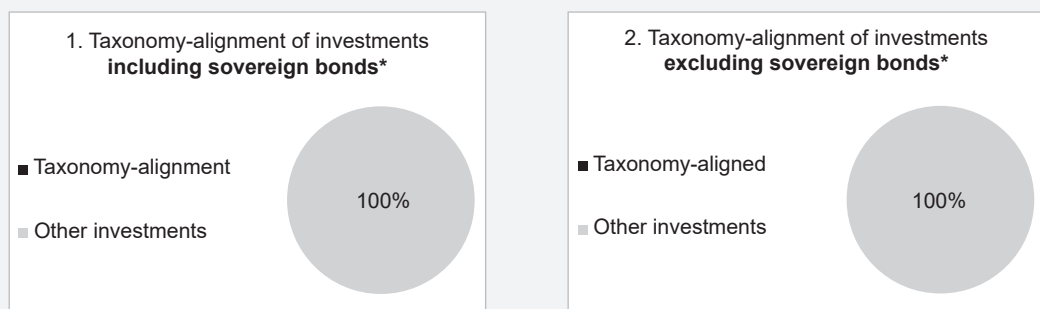
The Fund may use derivatives for investment purposes and for the purposes of efficient portfolio management. For derivatives, any ESG rating or analyses referenced above will apply only to the underlying investment.



To what minimum extent are sustainable investments with an environmental objective aligned with the EU Taxonomy?

The Fund does not currently commit to invest more than 0% of its assets in Sustainable Investments with an environmental objective aligned with the EU Taxonomy, however, these investments may form part of the portfolio.

The two graphs below show the minimum percentage of investments that are aligned with the EU Taxonomy. As there is no appropriate methodology to determine the Taxonomy-alignment of sovereign bonds, the first graph shows the Taxonomy-alignment in relation to all the investments of the financial product including sovereign bonds, while the second graph shows the Taxonomy- alignment only in relation to the investments of the financial product other than sovereign bonds.*



**For the purpose of these graphs, 'sovereign bonds' consist of all sovereign exposures*

Enabling activities directly enable other activities to make a substantial contribution to an environmental objective.

Transitional activities are activities for which low-carbon alternatives are not yet available and among others have greenhouse gas emission levels corresponding to the best performance.

 are sustainable investments with an environmental objective that **do not take into account the criteria** for environmentally sustainable economic activities under the EU Taxonomy.

- **What is the minimum share of investments in transitional and enabling activities?**

The Fund does not commit to making investments in transitional and enabling activities, however, these investments may form part of the portfolio.



- **What is the minimum share of sustainable investments with an environmental objective that are not aligned with the EU Taxonomy?**

The Fund does not commit to holding Sustainable Investments, however, they may form part of the portfolio.



- **What is the minimum share of socially sustainable investments?**

The Fund does not commit to holding Sustainable Investments, however, they may form part of the portfolio.



- **What investments are included under “#2 Other”, what is their purpose and are there any minimum environmental or social safeguards?**

Other holdings are limited to 50%, measured by gross notional value, and may include derivatives, cash and near cash instruments and shares or units of CIS and fixed income transferable securities (also known as debt securities) issued by governments and agencies worldwide, securitised assets as well as securities without ESG ratings.

These investments may be used for investment purposes in pursuit of the Fund's (non ESG) investment objective, for the purposes of liquidity management and/or hedging.

No other holdings are considered against minimum environmental or social safeguards.



- **Is a specific index designated as a reference benchmark to determine whether this financial product is aligned with the environmental and/or social characteristics that it promotes?**

No.

- **How is the reference benchmark continuously aligned with each of the environmental or social characteristics promoted by the financial product?**

Not applicable.

- **How is the alignment of the investment strategy with the methodology of the index ensured on a continuous basis?**

Not applicable .

- **How does the designated index differ from a relevant broad market index?**

Not applicable.

- **Where can the methodology used for the calculation of the designated index be found?**

Not applicable.

Reference benchmarks are indexes to measure whether the financial product attains the environmental or social characteristics that they promote.



- **Where can I find more product specific information online?**

- **More product-specific information can be found on the website:**

Please refer to the website page for the Fund, which can be found by typing the name of the Fund into the search bar on the BlackRock website: www.blackrock.com.

**Pre-contractual disclosure for the financial products referred to in
Article 8 paragraphs 1, 2 and 2a of Regulation (EU) 2019/2088 and Article 6, first
paragraph, of Regulation (EU) 2020/852**

**Product name: BlackRock Sustainable Equity Factor Plus Fund
Legal entity identifier: 549300G5QIL0SFTHE856**

Environmental and/or social characteristics

Sustainable investment means an investment in an economic activity that contributes to an environmental or social objective, provided that the investment does not significantly harm any environmental or social objective and that the investee companies follow good governance practices.

The EU Taxonomy is a classification system laid down in Regulation (EU) 2020/852, establishing a list of **environmentally sustainable economic activities**. That Regulation does not lay down a list of socially sustainable economic activities. Sustainable investments with an environmental objective might be aligned with the Taxonomy or not.

Does this financial product have a sustainable investment objective?	
<input checked="" type="radio"/> <input checked="" type="radio"/> <input type="checkbox"/> Yes	<input checked="" type="radio"/> <input type="radio"/> <input checked="" type="checkbox"/> No
<input type="checkbox"/> It will make a minimum of sustainable investments with an environmental objective: _____%	<input checked="" type="checkbox"/> It promotes Environmental/Social (E/S) characteristics and while it does not have as its objective a sustainable investment, it will have a minimum proportion of 20% of sustainable investments
<input type="checkbox"/> in economic activities that qualify as environmentally sustainable under the EU Taxonomy	<input type="checkbox"/> with an environmental objective in economic activities that qualify as environmentally sustainable under the EU Taxonomy
<input type="checkbox"/> in economic activities that do not qualify as environmentally sustainable under the EU Taxonomy	<input checked="" type="checkbox"/> with an environmental objective in economic activities that do not qualify as environmentally sustainable under the EU Taxonomy
<input type="checkbox"/> It will make a minimum of sustainable investments with a social objective: _____%	<input checked="" type="checkbox"/> with a social objective
<input type="checkbox"/> It will make a minimum of sustainable investments with a social objective: _____%	<input type="checkbox"/> It promotes E/S characteristics, but will not make any sustainable investments



What environmental and/or social characteristics are promoted by this financial product?

The Fund invests in Sustainable Investments. BlackRock defines Sustainable Investments as investments in issuers or securities that contribute to an environmental or social objective, do not significantly harm any of those objectives and where investee companies follow good governance practices. BlackRock refers to relevant sustainability frameworks to identify the alignment of the investment to environmental or social objectives.

Sustainable Investments should also meet the do no significant harm (DNSH) requirements, as defined by applicable law and regulation. BlackRock has developed a set of criteria to assess whether an issuer or investment does significant harm.

This Fund seeks to address key environmental and social issues that are deemed to be relevant to the issuers' businesses using ESG scores as a means of assessing issuers' exposure to and management of those risks and opportunities. The ESG scores recognise that certain environmental and social issues are more material based on the type of activity that the issuer is involved in by weighting the issues differently in the scoring methodology. The following environmental themes are captured in the environmental component of the ESG score: climate change, natural capital, pollution and waste and environmental opportunities. The following social themes are captured in the social component of the ESG score: human capital, product liability, stakeholder opposition and social opportunities. Corporate issuers that have better ESG scores are perceived to have more sustainable business practices.

Greenhouse gas emissions are categorised into three groups or 'scopes' by the most widely-used international accounting tool, the Greenhouse Gas (GHG) Protocol. Scope 1 covers direct emissions from owned or controlled sources. Scope 2 covers indirect emissions from the generation of purchased electricity, steam, heating and cooling consumed by the reporting issuer. Scope 3 includes all other indirect emissions that occur in an issuer's value chain. The Fund seeks

to have a lower greenhouse gas emissions intensity of the portfolio relative to the Index, which is the estimated greenhouse gas (Scope 1 and Scope 2) emissions per \$1 million of sales revenue across the Fund's holdings. For the avoidance of doubt, Scope 3 is not currently considered for this calculation.

This Fund applies the BlackRock EMEA Baseline Screens. This set of screens avoids exposures that have negative environmental outcomes by excluding direct investment in issuers that have material involvement in thermal coal and tar sands extraction, as well as thermal coal-based power generation. Negative social outcomes are also avoided by excluding direct investment in issuers involved in controversial weapons and nuclear weapons, and material involvement in production and distribution of civilian firearms and tobacco. This Fund also excludes issuers deemed to have failed to comply with the 10 UN Global Compact Principles, which cover human rights, labour standards, the environment, and anti-corruption.

The Fund does not use a reference benchmark for the purposes of attaining the ESG characteristics that it promotes, however, MSCI World Index (the "Index") is used to compare certain ESG characteristics promoted by the Fund.

Sustainability indicators measure how the environmental or social characteristics promoted by the financial product are attained.

● ***What sustainability indicators are used to measure the attainment of each of the environmental or social characteristics promoted by this financial product?***

The sustainability indicators used to measure the attainment of the environmental or social characteristics promoted by this Fund include:

1. The Fund's holdings in Sustainable Investments, as described above.
2. The Fund's ESG rating, which is the weighted average of ESG scores of the Fund's holdings, as described above.
3. The Fund's carbon emissions intensity, as described above.
4. The Fund's consideration of principal adverse impacts (PAIs) on sustainability factors, as described below.
5. The Fund's exclusion of holdings in issuers identified by the exclusion criteria set out in the BlackRock EMEA Baseline Screens, as described above.

● ***What are the objectives of the sustainable investments that the financial product partially intends to make and how does the sustainable investment contribute to such objectives?***

This Fund invests at least 20% of its holdings in Sustainable Investments. All Sustainable Investments will be assessed by the Investment Manager to comply with BlackRock's DNSH standard outlined above.

BlackRock invests in Sustainable Investments which contribute to a range of environmental and / or social objectives which may include but are not limited to, alternative and renewable energy, energy efficiency, pollution prevention or mitigation, reuse and recycling, health, nutrition, sanitation and education and the UN Sustainable Development Goals ("Environmental and Social Objectives").

An investment will be assessed as contributing to an Environmental and/or Social Objective where:

- a) minimum proportion of the issuer's business activity contributes to an Environmental and/or Social Objective; or
- b) the issuer's business practices contribute to an Environmental and/or Social Objective.



- **How do the sustainable investments that the financial product partially intends to make, not cause significant harm to any environmental or social sustainable investment objective?**

Sustainable Investments meet the DNSH requirements, as defined by applicable law and regulation. BlackRock has developed a set of criteria across all Sustainable Investments to assess whether an issuer or investment does significant harm. Investments considered to be causing significant harm do not qualify as Sustainable Investments.

- *How have the indicators for adverse impacts on sustainability factors been taken into account?*

The indicators for adverse impacts on sustainability factors for each type of investment are assessed using BlackRock’s Sustainable Investments proprietary methodology. BlackRock uses third-party data and/or fundamental analysis to identify investments which negatively impact sustainability factors and cause significant harm.

BlackRock makes use of internal analysis and third-party data sources to measure how issuers negatively impact sustainability factors and cause significant harm.

- *How are the sustainable investments aligned with the OECD Guidelines for Multinational Enterprises and the UN Guiding Principles on Business and Human Rights? Details:*

Sustainable Investments are assessed to consider any detrimental impacts and ensure compliance with international standards of the OECD Guidelines for Multinational Enterprises and the UN Guiding Principles on Business and Human Rights, including the principles and rights set out in the eight fundamental conventions identified in the Declaration of the International Labour Organisation on Fundamental Principles and Rights at Work and the International Bill of Human Rights. Issuers deemed to have violated these conventions are not considered as Sustainable Investments.

The EU Taxonomy sets out a “do not significant harm” principle by which Taxonomy-aligned investments should not significantly harm EU Taxonomy objectives and is accompanied by specific EU criteria.

The “do no significant harm” principle applies only to those investments underlying the financial product that take into account the EU criteria for environmentally sustainable economic activities. The investments underlying the remaining portion of this financial product do not take into account the EU criteria for environmentally sustainable economic activities.

Any other sustainable investments must also not significantly harm any environmental or social objectives.

Principal adverse impacts are the most significant negative impacts of investment decisions on sustainability factors relating to environmental, social and employee matters, respect for human rights, anti-corruption and anti-bribery matters.



Does this financial product consider principal adverse impacts on sustainability factors?

- Yes
- No

The Fund considers PAIs on sustainability factors through the application of the BlackRock EMEA Baseline Screens and its carbon reduction target.

The Fund takes into account the following PAIs:

- GHG emissions
- GHG intensity of investee companies.
- Exposure to companies active in the fossil fuel sector
- Violations of UN Global Compact principles and Organisation for Economic Cooperation and Development (OECD) Guidelines for Multinational Enterprises
- Exposure to controversial weapons (anti personnel mines, cluster munitions, chemical weapons and biological weapons)

In addition, this Fund takes into account the PAIs through BlackRock’s DNSH standard for Sustainable Investments. This Fund will provide information on the PAIs in its annual report.

The investment strategy guides investment decisions based on factors such as investment objectives and risk tolerance.

What investment strategy does this financial product follow?

The investment objective of the Fund is to provide a total return (taking into account both capital and income returns), while investing in a manner consistent with the principles of sustainable investing. In order to achieve its investment objective, the Fund invests in the equity and equity-related instruments (namely, total return swaps and futures) of companies domiciled in, listed in, or the main business of which is in, global developed markets. The Fund does not have any specific industry focus.

The Fund uses quantitative (i.e. mathematical or statistical) models which are proprietary to the Investment Manager in order to achieve a systematic (i.e. rule based) approach to stock selection. The Investment Manager applies the BlackRock EMEA Baseline Screens to the Index in order to create the universe of investible equities to which it applies its quantitative models. The models select stocks from a broad universe of equities (remaining after the application of ESG exclusionary screens) and score them according to multiple characteristics, including certain style factors, company fundamentals, market sentiment, macro-economic themes and ESG characteristics (which is described below).

The ESG models used fall into various sub-categories, including risk mitigation (identifying companies with a higher number of controversies, lawsuits, litigation, or concerns around the amount of tax they pay relative to other companies); human capital (identifying companies who attract a diverse employee base and have fair employment practices compared with other companies); environmental transition (measuring companies' greenhouse gas emissions, water intensity, and green innovation relative to other companies); social impact (identifying companies who seek to address social issues and disease burden). ESG data is also incorporated across all the above quantitative models.

These quantitative models, combined with an automated portfolio construction tool which is proprietary to the Investment Manager, inform which stocks will comprise the Fund's portfolio, removing any that are excluded by the application of the BlackRock EMEA Baseline Screens or that conflict with the use of ESG data in the quantitative models or the investment constraints described below, and replacing them with stocks from within the same universe with a similar expected return. The Investment Manager reviews the positions generated by the portfolio construction tool before they are traded to compare against the categories (as described above) inputted to the model and to consider the impact of any subsequent public information in relation to the positions such as merger and acquisition announcements, significant litigation or changes in senior management personnel.

The portfolio construction tool is also subject to investment constraints which optimise the portfolio so that it has, overall, at least a 20% higher ESG score and at least a 50% lower carbon emissions intensity score, in each case relative to the Index. These ESG and carbon intensity scores are as defined by MSCI.

The Investment Manager will create a portfolio that generally seeks to deliver a superior ESG outcome versus the Index. More than 90% of the issuers of securities (excluding any money market funds) the Fund invests in are ESG rated or have been analysed for ESG purposes.

- ***What are the binding elements of the investment strategy used to select the investments to attain each of the environmental or social characteristics promoted by this financial product?***

The binding elements of the investment strategy are as follows:

1. Maintain that the Fund holds at least 20% in Sustainable Investments.
2. Maintain the Fund's ESG score as 20% higher than that of the Fund's Index.
3. Maintain the Fund's carbon emissions intensity as 50% lower than that of the Fund's Index.
4. Apply the BlackRock EMEA Baseline Screens.
5. Ensure that more than 90% of the issuers of securities in which the Fund invests (excluding money market funds) shall be ESG rated or have been analysed for ESG purposes.

- ***What is the committed minimum rate to reduce the scope of the investments considered prior to the application of that investment strategy?***

Whilst the Fund applies exclusionary screens to avoid investment in the activities listed above, there is no commitment to reduce the scope of investments by a minimum rate.

Good governance practices include sound management structures, employee relations, remuneration of staff and tax compliance.

● **What is the policy to assess good governance practices of the investee companies?**

BlackRock assesses good governance practices of the investee companies by combining proprietary insights and shareholder engagement by the Investment Manager, with data from external ESG research providers. BlackRock uses data from external ESG research providers to initially identify issuers which may not have satisfactory governance practices in relation to key performance indicators (KPIs) related to sound management structure, employee relations, remuneration of staff and tax compliance.

Where issuers are identified as potentially having issues with regards to good governance, the issuers are reviewed to ensure that, where the Investment Manager agrees with this external assessment, the Investment Manager is satisfied that the issuer has either taken remediation actions or will take remedial actions within a reasonable time frame based on the Investment Manager’s direct engagement with the issuer. The Investment Manager may also decide to reduce exposure to such issuers.

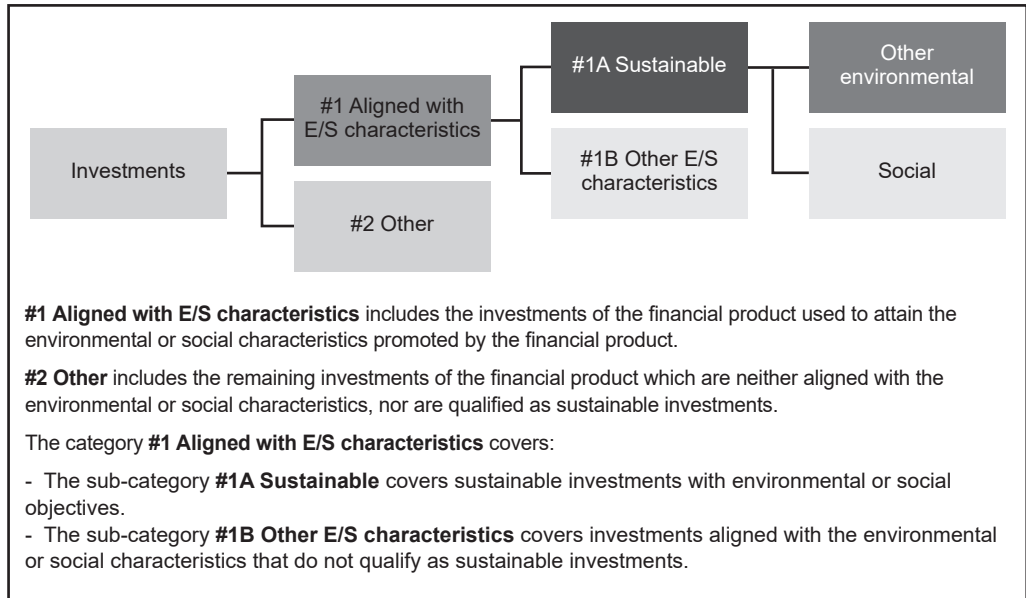


What is the asset allocation planned for this financial product?

A minimum of 90% of the Fund’s total assets will be invested in investments that are aligned with the environmental and/or social characteristics described above (#1 Aligned with E/S characteristics). Of these investments, a minimum of 20% of the Fund’s total assets will be invested in Sustainable Investments (#1A Sustainable), and the remainder will be invested in investments aligned with other environmental and/or social characteristics described above (#1B Other E/S characteristics). The Fund may invest up to 10% of its total assets in other investments (#2 Other investments).

Asset allocation describes the share of investments in specific assets.

Taxonomy-aligned activities are expressed as a share of:
- **turnover** reflecting the share of revenue from green activities of investee companies



● **How does the use of derivatives attain the environmental or social characteristics promoted by the financial product?**



The Fund may use derivatives for investment purposes and for the purposes of efficient portfolio management. For derivatives, any ESG rating or analyses referenced above will apply only to the underlying investment.



To what minimum extent are sustainable investments with an environmental objective aligned with the EU Taxonomy?

The Fund does not currently commit to invest more than 0% of its assets in Sustainable Investments with an environmental objective aligned with the EU Taxonomy, however, these investments may form part of the portfolio.

The two graphs below show the minimum percentage of investments that are aligned with the EU Taxonomy. As there is no appropriate methodology to determine the Taxonomy-alignment of sovereign bonds, the first graph shows the Taxonomy-alignment in relation to all the investments of the financial product including sovereign bonds, while the second graph shows the Taxonomy-alignment only in relation to the investments of the financial product other than sovereign bonds.*



**For the purpose of these graphs, 'sovereign bonds' consist of all sovereign exposures*

Enabling activities directly enable other activities to make a substantial contribution to an environmental objective.

Transitional activities are activities for which low-carbon alternatives are not yet available and among others have greenhouse gas emission levels corresponding to the best performance.



are sustainable investments with an environmental objective that **do not take into account the criteria** for environmentally sustainable economic activities under the EU Taxonomy.

● **What is the minimum share of investments in transitional and enabling activities?**

The Fund does not commit to making investments in transitional and enabling activities, however, these investments may form part of the portfolio.



What is the minimum share of sustainable investments with an environmental objective that are not aligned with the EU Taxonomy?

A minimum of 20% of the Fund's total assets will be invested in Sustainable Investments. As noted above, these Sustainable Investments will be a mix of Sustainable Investments with an environmental objective that is not aligned with the EU Taxonomy or a social objective or a combination of both, and the exact composition may fluctuate.

The Fund invests in Sustainable Investments that are not aligned with the EU Taxonomy for the following reasons: (i) it is part of the investment strategy of the Fund; (ii) data to determine EU Taxonomy-alignment may be unavailable; and / or (iii) underlying economic activities may not be eligible under the EU Taxonomy's available technical screening criteria or may not comply with all requirements set out in such technical screening criteria.



What is the minimum share of socially sustainable investments?

A minimum of 20% of the Fund's total assets will be invested in Sustainable Investments. As noted above, these Sustainable Investments will be a mix of Sustainable Investments with an environmental objective that is not aligned with the EU taxonomy or a social objective or a combination of both, and the exact composition may fluctuate.

The Fund invests in Sustainable Investments that are not aligned with the EU Taxonomy for the following reasons: (i) it is part of the investment strategy of the Fund; (ii) data to determine EU Taxonomy-alignment may be unavailable; and / or (iii) underlying economic activities may not be eligible under the EU Taxonomy's available technical screening criteria or may not comply with all requirements set out in such technical screening criteria.



What investments are included under “#2 Other”, what is their purpose and are there any minimum environmental or social safeguards?

Other holdings are limited to 10% and may include derivatives, cash and near cash instruments and shares or units of CIS and fixed income transferable securities (also known as debt securities) issued by governments and agencies worldwide.

These investments may be used for investment purposes in pursuit of the Fund's (non ESG) investment objective, for the purposes of liquidity management and/or hedging.

No other holdings are considered against minimum environmental or social safeguards.



Reference benchmarks are indexes to measure whether the financial product attains the environmental or social characteristics that they promote.

Is a specific index designated as a reference benchmark to determine whether this financial product is aligned with the environmental and/or social characteristics that it promotes?

No.

Please note that the MSCI World Index is used to compare certain ESG characteristics promoted by the Fund.

- ***How is the reference benchmark continuously aligned with each of the environmental or social characteristics promoted by the financial product?***

Not applicable.

- ***How is the alignment of the investment strategy with the methodology of the index ensured on a continuous basis?***

Not applicable .

- ***How does the designated index differ from a relevant broad market index?***

Not applicable.

- ***Where can the methodology used for the calculation of the designated index be found?***

Not applicable.



Where can I find more product specific information online?

More product-specific information can be found on the website:

Please refer to the website page for the Fund, which can be found by typing the name of the Fund into the search bar on the BlackRock website: www.blackrock.com.