

BGF European Equity Income Fund

A6 Hedged Hong Kong Dollar

BlackRock Global Funds

BlackRock

December 2024

Unless otherwise stated, Performance, Portfolio Breakdowns and Net Asset information as at: 31-Dec-2024.

INVESTMENT OBJECTIVE

The European Equity Income Fund seeks an above average income from its equity investments without sacrificing long term capital growth. The Fund invests at least 70% of its total assets in equity securities of companies domiciled in, or exercising the predominant part of their economic activity in, Europe.

CUMULATIVE & ANNUALISED PERFORMANCE

	CUMULATIVE (%)					ANNUALISED (% p.a.)		
	1m	3m	6m	YTD	1y	3y	5y	S.I.
Fund	-0.66	-2.33	0.57	8.51	8.51	4.00	6.58	6.95
Benchmark	-0.49	-2.72	-0.43	8.59	8.59	4.41	6.61	6.69
Share Class [Max IC Applied]	-5.63	-7.21	-4.46	3.09	3.09	2.23	5.49	6.44
Base Share Class	-0.74	-2.52	0.27	8.07	8.07	2.75	5.44	7.58
Base Share Class [Max IC applied]	-5.68	-7.35	-4.69	2.68	2.68	1.02	4.38	7.18

CALENDAR YEAR PERFORMANCE (%)

	2020	2021	2022	2023	2024
Fund	1.15	20.90	-10.08	15.26	8.51
Benchmark	-3.32	25.13	-9.49	15.83	8.59

The base share class currency is as indicated in the "Key Facts" section. For hedged currency share classes only, the benchmark reflected is in the base currency.

LATEST DISTRIBUTION INFORMATION

Ex Date

31-Dec-2024

Dividend per unit

0.6270 HKD

KEY FACTS

Asset Class : Equity

Benchmark : MSCI Europe (Net)

Fund Inception Date : 03-Dec-2010

Share Class Inception Date : 16-Apr-2014

Fund Base CCY : EUR

Share Class Currency : HKD

Distribution Frequency : Monthly Stable

Net Assets (mil) : 1,441.56 EUR

Morningstar Category : Other Equity

SFDR Classification : Article 8

ISIN : LU1051770623

Bloomberg Ticker : BGEA6HH

FEES AND CHARGES*

Annual Management Fee : 1.50%

Initial Charge : 5.00%

*For Fee details, please refer to the Fund Prospectus.

PORTFOLIO CHARACTERISTICS

5 Years Beta : 0.97

5 Years Volatility : 15.68

3 Years Volatility : 12.91

3 Years Beta : 0.95

Price to Book Ratio : 2.72x

Price to Earnings Ratio : 18.33x

Number of Holdings : 47

PORTFOLIO MANAGERS

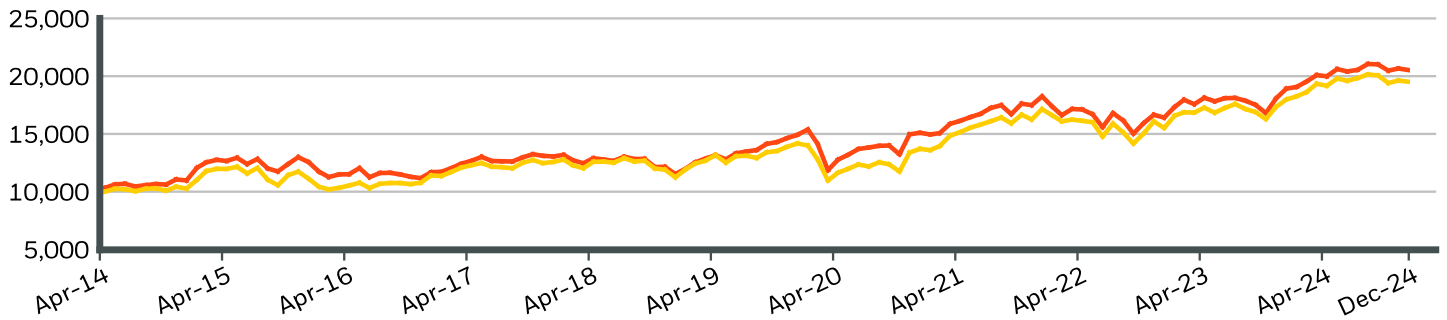
Brian Hall

Stuart Brown

BGF European Equity Income Fund
A6 Hedged Hong Kong Dollar
BlackRock Global Funds



GROWTH OF 10,000 SINCE LAUNCH



■ Fund BGF European Equity Income FundA6 Hedged Hong Kong Dollar
■ Benchmark MSCI Europe (Net)

SUSTAINABILITY CHARACTERISTICS

Sustainability Characteristics can help investors integrate non-financial, sustainability considerations into their investment process. These metrics enable investors to evaluate funds based on their environmental, social, and governance (ESG) risks and opportunities. This analysis can provide insight into the effective management and long-term financial prospects of a fund.

The metrics below have been provided for transparency and informational purposes only. The existence of an ESG rating is not indicative of how or whether ESG factors will be integrated into a fund. The metrics are based on MSCI ESG Fund Ratings and, unless otherwise stated in fund documentation and included within a fund’s investment objective, do not change a fund’s investment objective or constrain the fund’s investable universe, and there is no indication that an ESG or Impact focused investment strategy or exclusionary screens will be adopted by a fund. For more information regarding a fund’s investment strategy, please see the fund’s prospectus.

MSCI ESG Fund Rating (AAA-CCC)	AA	MSCI ESG % Coverage	99.29%
MSCI ESG Quality Score (0-10)	8.01	MSCI ESG Quality Score - Peer Percentile	68.52%
Fund Lipper Global Classification	Equity Europe Income	Funds in Peer Group	108
MSCI Weighted Average Carbon Intensity (Tons CO2E/\$M SALES)	72.81	MSCI Weighted Average Carbon Intensity % Coverage	99.06%

All data is from MSCI ESG Fund Ratings as of **21-Dec-2024**, based on holdings as of **31-Aug-2024**. As such, the fund’s sustainable characteristics may differ from MSCI ESG Fund Ratings from time to time.

To be included in MSCI ESG Fund Ratings, 65% (or 50% for bond funds and money market funds) of the fund’s gross weight must come from securities with ESG coverage by MSCI ESG Research (certain cash positions and other asset types deemed not relevant for ESG analysis by MSCI are removed prior to calculating a fund’s gross weight; the absolute values of short positions are included but treated as uncovered), the fund’s holdings date must be less than one year old, and the fund must have at least ten securities.

Contact Us

For SG: +65 6411 3000 • www.blackrock.com/sg • APACService@BlackRock.com

BGF European Equity Income Fund

A6 Hedged Hong Kong Dollar

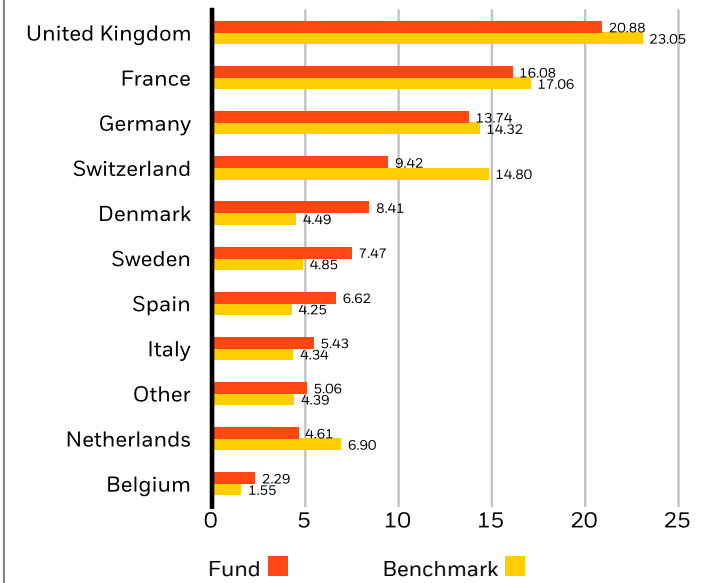
BlackRock Global Funds



TOP 10 HOLDINGS (%)

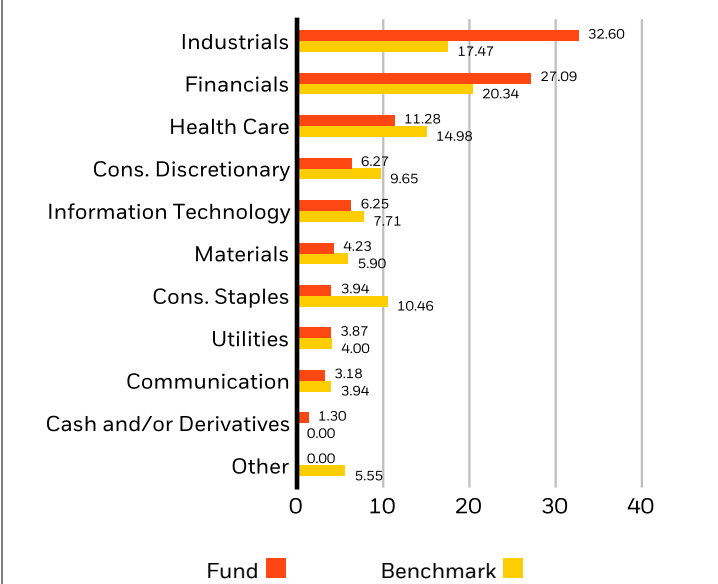
ENEL SPA	3.87%
NOVO NORDISK A/S	3.58%
COMPAGNIE DE SAINT GOBAIN SA	3.20%
DEUTSCHE TELEKOM AG	3.18%
SAP SE	3.13%
LONDON STOCK EXCHANGE GROUP PLC	2.91%
SANOFI SA	2.83%
SCHNEIDER ELECTRIC SE	2.80%
PARTNERS GROUP HOLDING AG	2.73%
COMPAGNIE FINANCIERE RICHEMONT SA	2.73%
Total of Portfolio	30.96%

GEOGRAPHIC BREAKDOWN (%)



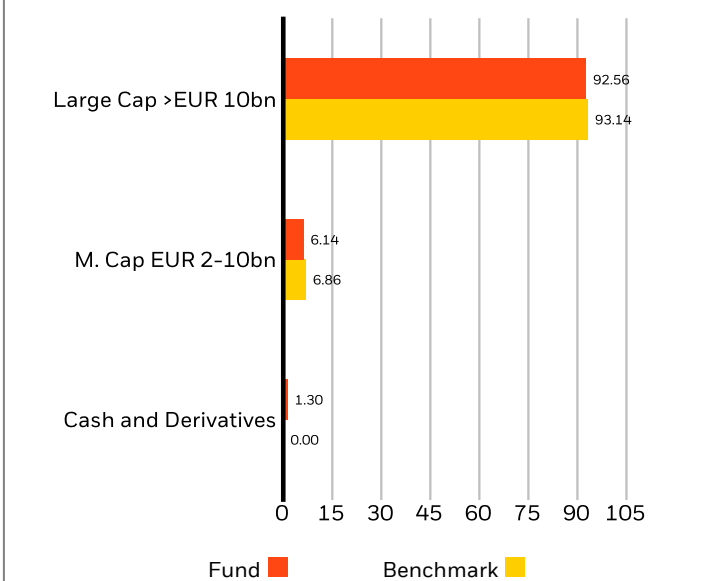
Allocations are subject to change. **Source:** BlackRock

SECTOR BREAKDOWN (%)



Allocations are subject to change. **Source:** BlackRock

MARKET CAPITALISATION (%)



Allocations are subject to change. **Source:** BlackRock

Contact Us

For SG: +65 6411 3000 • www.blackrock.com/sg • APACService@BlackRock.com

BGF European Equity Income Fund
A6 Hedged Hong Kong Dollar
BlackRock Global Funds

BlackRock[®]

MSCI ESG Fund Rating (AAA-CCC): The MSCI ESG Rating is calculated as a direct mapping of ESG Quality Scores to letter rating categories (e.g. AAA = 8.6-10). The ESG Ratings range from leader (AAA, AA), average (A, BBB, BB) to laggard (B, CCC).

MSCI ESG Quality Score (0-10): The MSCI ESG Quality Score (0 - 10) for funds is calculated using the weighted average of the ESG scores of fund holdings. The Score also considers ESG Rating trend of holdings and the fund exposure to holdings in the laggard category. MSCI rates underlying holdings according to their exposure to industry specific ESG risks and their ability to manage those risks relative to peers.

Fund Lipper Global Classification: The fund peer group as defined by the Lipper Global Classification.

MSCI Weighted Average Carbon Intensity (Tons CO2E/\$M SALES): Measures a fund's exposure to carbon intensive companies. This figure represents the estimated greenhouse gas emissions per \$1 million in sales across the fund's holdings. This allows for comparisons between funds of different sizes.

MSCI ESG % Coverage: Percentage of the fund's holdings for which the MSCI ESG ratings data is available. The MSCI ESG Fund Rating, MSCI ESG Quality Score, and MSCI ESG Quality Score - Peer Percentile metrics are displayed for funds with at least 65% coverage.

MSCI ESG Quality Score - Peer Percentile: The fund's ESG Percentile compared to its Lipper peer group.

Funds in Peer Group: The number of funds from the relevant Lipper Global Classification peer group that are also in ESG coverage.

MSCI Weighted Average Carbon Intensity % Coverage: Percentage of the fund's holdings for which MSCI Carbon Intensity data is available. The MSCI Weighted Average Carbon Intensity metric is displayed for funds with any coverage. Funds with low coverage may not fully represent the fund's carbon characteristics given the lack of coverage.

Contact Us

For SG: +65 6411 3000 • www.blackrock.com/sg • APACService@BlackRock.com

IMPORTANT INFORMATION:

Prior to 1 March 2021, the Fund was managed by Andreas Zoellinger. Prior to 9 May 2018, the Fund was managed by Andreas Zoellinger and Alice Gaskell. The Fund changed its investment policy and objective in 2017. Prior to this performance of the Fund was achieved under circumstances that no longer apply.

Unless otherwise specified, all information as of 13-Jan-2025.

This advertisement or publication has not been reviewed by the Monetary Authority of Singapore. For distributing share classes, dividends are not guaranteed and may be paid out of capital. Dividend data may not be available on the issue date of this factsheet. Details on distribution may be available on request. Payments on dividends result in a reduction of the NAV per share of the Fund on the ex-dividend date. Actual dividend payout will be subject to the manager's discretion. Fund performance is shown on a NAV to NAV basis on the assumption that all distributions are reinvested, taking into account all charges which would have been payable upon such reinvestment. The Fund may use or invest in financial derivatives. In Singapore, this material is issued by BlackRock (Singapore) Limited (company registration number: 200010143N). This material is for informational purposes only and does not constitute an offer or solicitation to purchase or sell units in the Fund. Sources: BlackRock and Morningstar. Investment involves risk. Past performance is not necessarily a guide to future performance or returns. The value of investments and the income from them can fluctuate and is not guaranteed. Rates of exchange may cause the value of investments to go up or down. Investors may not get back the amount they invest. Individual stock price/figure does not represent the return of the Fund. BlackRock Global Funds (BGF) is an open-ended investment company established in Luxembourg which is available for sale in certain jurisdictions only. BGF is not available for sale in the U.S. or to U.S. persons. Product information concerning BGF should not be published in the U.S. BGF has appointed BlackRock (Singapore) Limited as its Singapore representative and agent for service of process.

Subscriptions in BGF are valid only if made on the basis of the current Prospectus and the Product Highlights Sheet available on our website www.blackrock.com/sg and you must read these documents before you invest. Investors may wish to seek advice from a financial adviser before purchasing units of the Fund. In the event that you choose not to seek advice from a financial adviser, you should consider carefully whether the Fund in question is suitable for you. Any past payout yields and payments are not indicative of future payout yields and payments. Distributions (if any) is not guaranteed and might be changed at the discretion of the Directors or Manager. Distribution may be declared out of income and/or capital of the Fund, in accordance with the prospectus. Such distributions may result in an immediate reduction of the net asset value per unit in the Fund. Some funds may generate a material portion of their payout income from financial derivatives. This may expose the funds to a higher degree of risk. These risks are described in the funds' prospectuses.

© 2025 BlackRock, Inc., All Rights Reserved.

SUSTAINABILITY CHARACTERISTICS DISCLOSURE:

Certain information contained herein (the "Information") has been provided by MSCI ESG Research LLC, a RIA under the Investment Advisers Act of 1940, and may include data from its affiliates (including MSCI Inc. and its subsidiaries ("MSCI")), or third party suppliers (each an "Information Provider"), and it may not be reproduced or disseminated in whole or in part without prior written permission. The Information has not been submitted to, nor received approval from, the US SEC or any other regulatory body. The Information may not be used to create any derivative works, or in connection with, nor does it constitute, an offer to buy or sell, or a promotion or recommendation of, any security, financial instrument or product or trading strategy, nor should it be taken as an indication or guarantee of any future performance, analysis, forecast or prediction. Some funds may be based on or linked to MSCI indexes, and MSCI may be compensated based on the fund's assets under management or other measures. MSCI has established an information barrier between equity index research and certain Information. None of the Information in and of itself can be used to determine which securities to buy or sell or when to buy or sell them. The Information is provided "as is" and the user of the Information assumes the entire risk of any use it may make or permit to be made of the Information. Neither MSCI ESG Research nor any Information Party makes any representations or express or implied warranties (which are expressly disclaimed), nor shall they incur liability for any errors or omissions in the Information, or for any damages related thereto. The foregoing shall not exclude or limit any liability that may not by applicable law be excluded or limited.

Contact Us

For SG: +65 6411 3000 • www.blackrock.com/sg • APACService@BlackRock.com