

BGF Emerging Markets Local Currency Bond Fund

BlackRock®

A2 Hedged Euro BlackRock Global Funds

December 2024

Unless otherwise stated, Performance, Portfolio Breakdowns and Net Asset information as at: 31-Dec-2024.

INVESTMENT OBJECTIVE

The Fund aims to maximise the return on your investment through a combination of capital growth and income on the Fund's assets. The Fund invests at least 70% of its total assets in fixed income securities denominated in local currencies of developing market countries. These include bonds and money market instruments.

CUMULATIVE & ANNUALISED PERFORMANCE

	CUMULATIVE (%)					ANNUALISED (% p.a.)		
	1m	3m	6m	YTD	1y	3y	5y	S.I.
Fund	-2.84	-10.21	-2.98	-8.05	-8.05	-3.12	-3.80	-2.56
Benchmark	-1.93	-6.98	1.38	-2.38	-2.38	-0.96	-1.86	1.75
Share Class [Max IC Applied]	-7.69	-14.70	-7.83	-12.65	-12.65	-4.76	-4.78	-2.86
Base Share Class	-2.65	-9.75	-1.91	-6.24	-6.24	-0.51	-1.59	0.29
Base Share Class [Max IC applied]	-7.52	-14.26	-6.81	-10.93	-10.93	-2.20	-2.59	0.00

CALENDAR YEAR PERFORMANCE (%)

	2020	2021	2022	2023	2024
Fund	-0.13	-9.25	-12.01	12.38	-8.05
Benchmark	2.69	-8.75	-11.69	12.70	-2.38

The base share class currency is as indicated in the "Key Facts" section. For hedged currency share classes only, the benchmark reflected is in the base currency.

KEY FACTS

Asset Class : Fixed Income

Benchmark : JP Morgan GBI-EM Global Diversified Index

Fund Inception Date : 26-Jun-1997

Share Class Inception Date : 10-Jun-2008

Fund Base CCY : USD

Share Class Currency : EUR

Net Assets (mil) : 1,496.42 USD

Morningstar Category : Other Bond

ISIN : LU0359002093

Bloomberg Ticker : MLLLEEAH

FEES AND CHARGES*

Annual Management Fee : 1.00%

Initial Charge : 5.00%

*For Fee details, please refer to the Fund Prospectus.

PORTFOLIO CHARACTERISTICS

Effective Duration : 5.91 yrs

5 Years Beta : 1.14

5 Years Volatility : 13.29

Average Weighted Maturity : 7.47 yrs

3 Years Volatility : 12.46

3 Years Beta : 1.10

Yield To Maturity : 8.79%

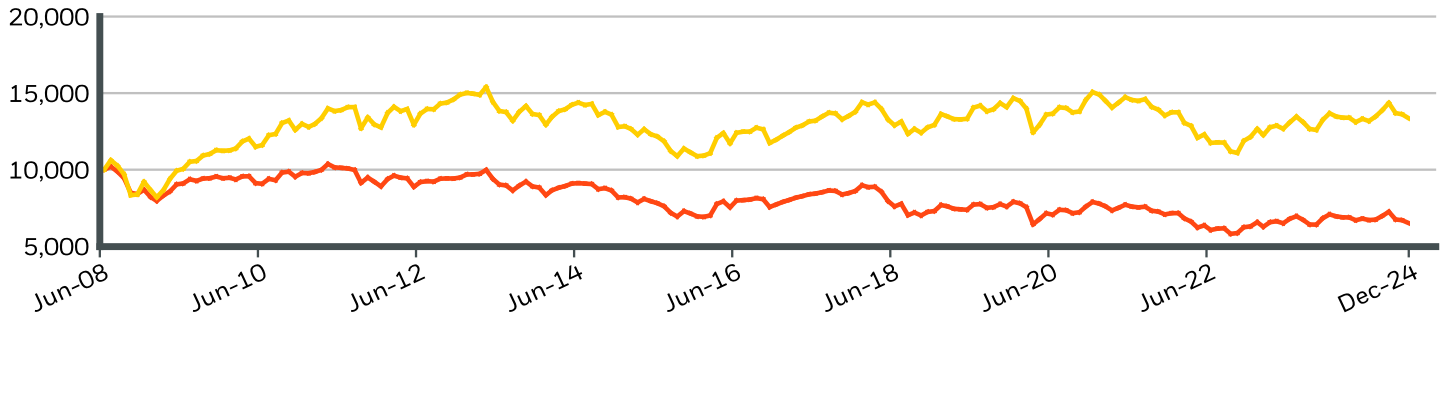
Number of Holdings : 181

BGF Emerging Markets Local Currency Bond Fund



A2 Hedged Euro
BlackRock Global Funds

GROWTH OF 10,000 SINCE LAUNCH



Fund BGF Emerging Markets Local Currency Bond FundA2 Hedged Euro
Benchmark JP Morgan GBI-EM Global Diversified Index

Contact Us

For SG: +65 6411 3000 • www.blackrock.com/sg • APACService@BlackRock.com

BGF Emerging Markets Local Currency Bond Fund

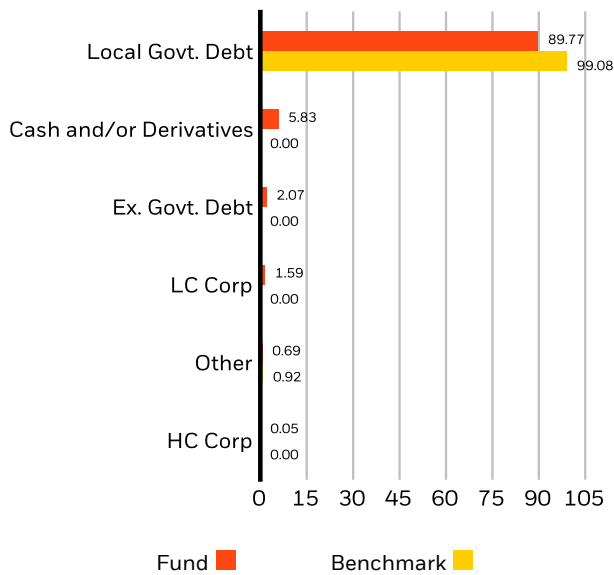


A2 Hedged Euro BlackRock Global Funds

TOP 10 HOLDINGS (%)

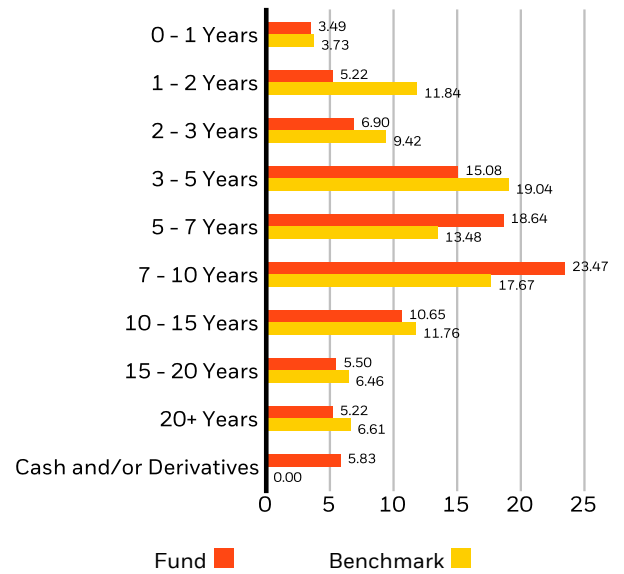
PERU (REPUBLIC OF) 6.95 08/12/2031	2.90%
COLOMBIA (REPUBLIC OF) 13.25 02/09/2033	2.26%
COLOMBIA (REPUBLIC OF) 7 03/26/2031	2.09%
BRAZIL FEDERATIVE REPUBLIC OF (GOV 10 01/01/2029	2.06%
SOUTH AFRICA (REPUBLIC OF) 8.875 02/28/2035	1.87%
POLAND (REPUBLIC OF) 6 10/25/2033	1.80%
BRAZIL FEDERATIVE REPUBLIC OF (GOV 0 01/01/2026	1.76%
SOUTH AFRICA (REPUBLIC OF) 8.25 03/31/2032	1.74%
SOUTH AFRICA (REPUBLIC OF) 8 01/31/2030	1.71%
TURKEY (REPUBLIC OF) 26.2 10/05/2033	1.58%
Total of Portfolio	19.77%

SECTOR BREAKDOWN (%)



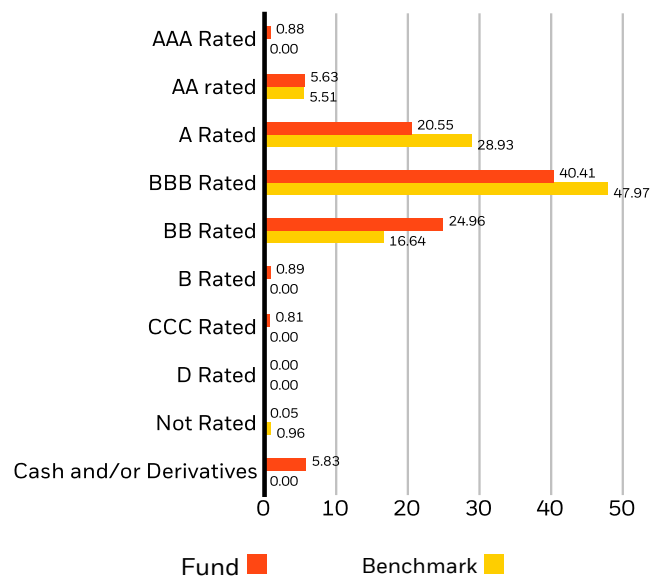
Allocations are subject to change. **Source :** BlackRock

MATURITY BREAKDOWN (%)



Allocations are subject to change. **Source:** BlackRock

CREDIT RATINGS (%)



Allocations are subject to change. **Source:** BlackRock

Contact Us

For SG: +65 6411 3000 • www.blackrock.com/sg • APACService@BlackRock.com

IMPORTANT INFORMATION:

Unless otherwise specified, all information as of 13-Jan-2025.

This advertisement or publication has not been reviewed by the Monetary Authority of Singapore. For distributing share classes, dividends are not guaranteed and may be paid out of capital. Dividend data may not be available on the issue date of this factsheet. Details on distribution may be available on request. Payments on dividends result in a reduction of the NAV per share of the Fund on the ex-dividend date. Actual dividend payout will be subject to the manager's discretion. Fund performance is shown on a NAV to NAV basis on the assumption that all distributions are reinvested, taking into account all charges which would have been payable upon such reinvestment. The Fund may use or invest in financial derivatives. In Singapore, this material is issued by BlackRock (Singapore) Limited (company registration number: 200010143N). This material is for informational purposes only and does not constitute an offer or solicitation to purchase or sell units in the Fund. Sources: BlackRock and Morningstar. Investment involves risk. Past performance is not necessarily a guide to future performance or returns. The value of investments and the income from them can fluctuate and is not guaranteed. Rates of exchange may cause the value of investments to go up or down. Investors may not get back the amount they invest. Individual stock price/figure does not represent the return of the Fund. BlackRock Global Funds (BGF) is an open-ended investment company established in Luxembourg which is available for sale in certain jurisdictions only. BGF is not available for sale in the U.S. or to U.S. persons. Product information concerning BGF should not be published in the U.S. BGF has appointed BlackRock (Singapore) Limited as its Singapore representative and agent for service of process.

Subscriptions in BGF are valid only if made on the basis of the current Prospectus and the Product Highlights Sheet available on our website www.blackrock.com/sg and you must read these documents before you invest. Investors may wish to seek advice from a financial adviser before purchasing units of the Fund. In the event that you choose not to seek advice from a financial adviser, you should consider carefully whether the Fund in question is suitable for you. Any past payout yields and payments are not indicative of future payout yields and payments. Distributions (if any) is not guaranteed and might be changed at the discretion of the Directors or Manager. Distribution may be declared out of income and/or capital of the Fund, in accordance with the prospectus. Such distributions may result in an immediate reduction of the net asset value per unit in the Fund. Some funds may generate a material portion of their payout income from financial derivatives. This may expose the funds to a higher degree of risk. These risks are described in the funds' prospectuses.

© 2025 BlackRock, Inc., All Rights Reserved.

Contact Us

For SG: +65 6411 3000 • www.blackrock.com/sg • APACService@BlackRock.com