

FOR PROFESSIONAL AND QUALIFIED CLIENTS AND QUALIFIED INVESTORS, INSTITUTIONAL AND PROFESSIONAL INVESTORS, FINANCIAL PROFESSIONAL, PERMITTED CLIENT, ACCREDITED INVESTORS AND WHOLESALE INVESTOR USE ONLY. THIS MATERIAL IS NOT TO BE REPRODUCED OR DISTRIBUTED TO PERSONS OTHER THAN THE RECIPIENT.

BlackRock

Resilience through change

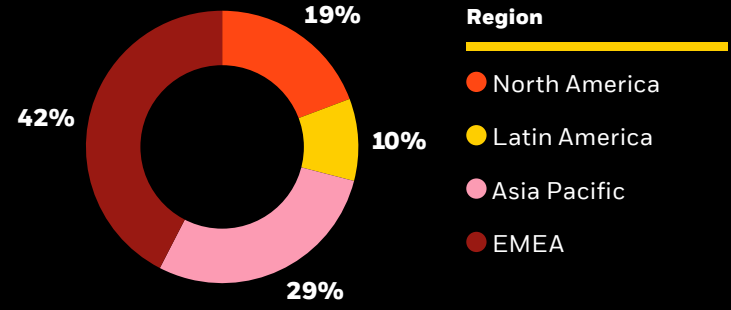
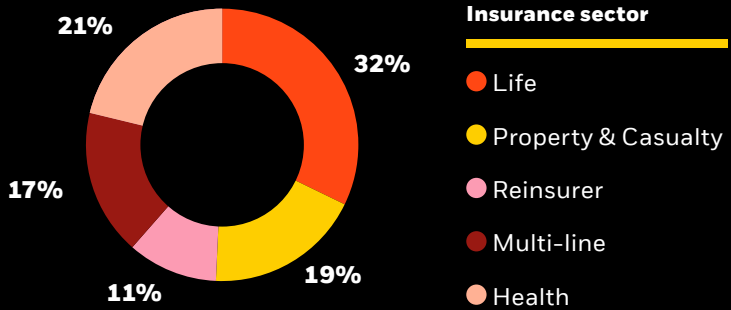
Agility for success

13th
Annual report

410
Senior executives surveyed

32
Markets

US\$27T
Assets under management



Source: BlackRock Global Insurance Survey, June-September 2024.

Navigating this report

Foreword

01 Shifting horizons

02 Diversifying risk and income

03 Financing the infrastructure gap

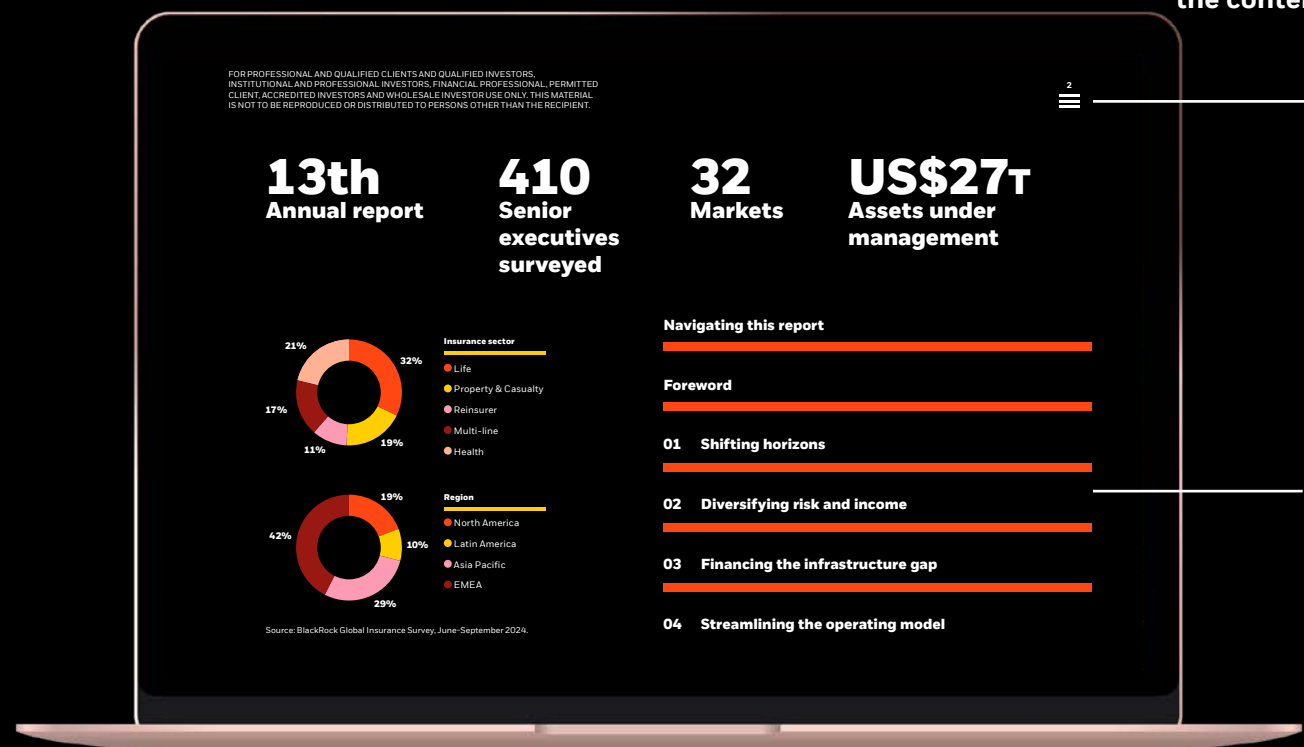
04 Streamlining the operating model

Navigating this report

This document contains interactive features. For the best experience, open in Adobe Acrobat. If you don't have Acrobat, it can be downloaded for free.

[Download Adobe Acrobat here](#)

Click to navigate to the contents page



Click to navigate to a section

Foreword



Mark Erickson
Global Head of the
Financial Institutions
Group, BlackRock

The 2024 investment landscape has been marked by significant macroeconomic and market volatility. Although global growth is slightly higher than last year's forecast,¹ it remains subdued compared with the pre-pandemic era. With many inflation indicators slowing,² central banks are cautiously approaching monetary policy normalization, while carefully monitoring the risk of persistent, structural inflation.

This rate environment is compounded by regulatory and political uncertainties. Global elections and escalating geopolitical tensions have impacted global trade, reshaping supply chains and influencing cross-border investments. Despite such challenges, the global economy shows signs of resilience. In this 13th edition of the Global Insurance Report, we examine how insurers are responding and differentiating themselves to gain a competitive advantage. We also queried clients about the opportunities and risks posed by the five structural mega forces previously introduced by the BlackRock Investment Institute,³ namely demographic divergence, digital disruption and artificial

intelligence (AI), geopolitical fragmentation and economic competition, the future of finance, and the transition to a low-carbon economy.

1. Shifting horizons

Regulatory developments (68%) and rising geopolitical tension & fragmentation (61%) were chosen as the top macro risks for insurers. With 2024 being the biggest election year in history, this underscores the uncertainty surrounding future policymaking in many countries across the globe.

Regarding market outlook, there is no global consensus. From the survey, 86% of respondents from EMEA and 87% from North America anticipate that central banks will engineer a soft landing. As inflation eases, they expect rates to fall leading to a gradual economic slowdown. But in other regions, insurers disagree. In Asia Pacific, 76% of respondents do not anticipate any landing and instead expect rates and inflation to remain high and the economy to stay resilient. In Latin America, opinions were mixed, with a higher percentage (18%) expecting a hard landing relative to other regions.

2. Diversifying risk and income

Respondents identified interest rate risk (69%) and liquidity risk (52%) as their most serious

market risks. With global interest rates higher than they were three years ago,⁴ investment yields for portfolios have improved. Insurers are taking advantage of this environment by allocating to opportunities in both public and private markets.

Public fixed income continues to play a fundamental role in insurers' investment portfolios, given its potential to provide stable and predictable income streams that match liability outflows in a capital-efficient manner. Additionally, insurers are continuing to increase their private market exposure, with 91% of those surveyed expecting to increase allocations over the next two years. Within private markets, insurers are increasingly focused on private debt. This theme goes beyond the simple fact of insurers buying more alternative products and links to the mega force of the future of finance. There is a shift from bank to non-bank lending driven by competition for bank funding (deposits) and increased bank regulation. This is generating new investment opportunities for insurers.

3. Financing the infrastructure gap

Insurers are positioned to play a key role in filling the global gaps that exist for both transition and infrastructure financing.

The low-carbon transition is an area of focus for insurers, with 99% of those we surveyed having set at least one type of transition objective within their investment portfolio. Insurers are also becoming a driving force behind transition finance initiatives, which in the past were chiefly the domain of industry and public bodies. Today, insurers are mobilizing insurance-sector capital and collaborating with asset managers to bring blended finance solutions to this funding gap.

A similar funding gap exists in infrastructure. Governments have traditionally built and maintained critical infrastructure, but with global public debt tripling since the 1970s,⁵ it is unlikely they can fund it alone. At the same time, the maintenance and expansion of infrastructure is just one of many demands on companies' resources relative to their ability to fund. This financing gap is creating new opportunities for asset owners to invest in both traditional and digital infrastructure across a wide range of sectors.

For those insurers planning to expand their low-carbon transition investment strategy, clean energy infrastructure (60%) is the preferred thematic target area, along with transition technologies (also 60%).

In transition and infrastructure financing alike, partnerships with insurers will help build greater protection for vulnerable communities and drive impactful investments in vital facilities.

4. Streamlining the operating model

We are seeing increased convergence between the insurance and asset management industries. The overlap between these industries is growing with the expansion of global asset managers that are insurer owned, the proliferation of insurer-asset manager relationships and partnerships, and the acquisition of insurers by asset managers.

All of these industry participants need to be supported by technology. Our survey highlights a need for better integration, with the priorities being strategic asset allocation/tactical asset allocation (63%), asset-liability management (61%), and regulatory capital (51%).

Building upon the theme of private markets exposure, 55% of those surveyed said that increasing analytics coverage and support for private credit was a top priority, and 53% said that private-asset modelling in a multi-asset portfolio was an area where technology can add the most value.

According to 40% of survey respondents, having an investment partner who understands both their organization's insurance business and operating model is fundamental to the success of their strategic priorities. The need to future-proof the business model is a regular topic in our discussions with chief investment officers (CIOs). Their investment strategy must be flexible and agile to respond to a changing environment and needs to be supported by the appropriate technology-enabled operational, financial, and risk infrastructure.

Thank you to everyone who participated in the survey and to the senior leaders for sharing their expert opinions. We look forward to engaging with you further.

-
1. www.imf.org/en/Publications/WEO/Issues/2024/07/16/world-economic-outlook-update-july-2024
 2. World Economic Outlook (April 2024) - Inflation rate, average consumer prices (imf.org) <https://www.imf.org/external/datamapper/PCPIPCH@WEO/WEOWORLD/VEN>
 3. <https://www.blackrock.com/corporate/insights/blackrock-investment-institute/publications/mega-forces>
 4. Central Banks - current and historical interest rates (global-rates.com)
 5. International Monetary Fund, "Global Debt Is Returning to its Rising Trend," September 13, 2023.

01 | Shifting horizons



“

A robust diversification strategy mitigates asset-price volatility, preserves financial stability and ensures consistent returns even in uncertain market conditions. Our SAA balances growth and risk, considering factors like interest rates and inflation expectations. In volatile markets we focus on defensive and resilient investments which typically experience lower volatility and stable demand and help cushion the portfolio against severe fluctuations. We have good liquidity to ensure flexibility, avoiding the need to sell long-term holdings at depressed prices.”

Gianluca Banfi

Head of Finance, UnipolSai Assicurazioni & Unipol Gruppo

01 Shifting horizons

Mega forces: an investment opportunity

Mega forces are significant, structural changes that can affect investing both now and in the future. As key drivers of the new regime characterized by greater macroeconomic and market volatility, they can alter the long-term growth and inflation outlook, leading to substantial shifts in profitability across various economies and sectors. This dynamic creates significant opportunities and risks for investors.

When asked about the impact of these mega forces, insurers identified demographic divergence as the structural shift that can provide the most opportunities. This was consistent across their investment and insurance activities, as well as across all regions and insurance sectors.

“Demographic divergence, energy transition, and geopolitical fragmentation present risks but also great opportunities for insurers. Demand will grow for pension and life-protection products, along with insurance for damage caused by natural catastrophes, opening new market segments. Financing energy-transition projects offers capital-allocation opportunities, including public-private partnerships. However, rising longevity and healthcare costs pose significant challenges. Geopolitical fragmentation puts some paradigms of diversification benefits under discussion, and international insurance and investment business become more exposed to the risk of regulatory change.”

Francesco Martorana, Group Chief Investment Officer,
Assicurazioni Generali

01 Shifting horizons

A world in transformation

We continue to witness a world that has undergone profound changes since pre-pandemic times. Macro and market volatility persist, sparking recession fears, as evidenced by the global risk-off sentiment observed this summer. Concerns over higher inflation and interest rates, combined with weaker growth than in the pre-Covid era, have been further exacerbated by elevated public debt, labor-supply constraints from shrinking working-age populations, and heightened geopolitical tensions and fragmentation.

Before the pandemic, low inflation enabled central banks to cut interest rates and make asset purchases to stimulate the financial economy. In the current environment, central banks are cautiously normalizing policies and are likely to maintain higher interest rates for an extended period compared with pre-Covid levels. With each region approaching rates at its own pace, there is no global consensus on the market outlook. In this year's survey, 86% of respondents from EMEA and 87% from North America expect central banks to engineer a soft landing: As inflation eases, they expect rates to begin falling, leading to a gradual economic slowdown.

In Asia Pacific, 76% of respondents do not anticipate a soft landing, expecting rates and inflation to remain high and the economy to stay resilient. In Latin America, meanwhile, opinions are more mixed compared with other regions, with a higher percentage (18%) of respondents preparing for a hard landing.

“Many central banks are now cutting rates. But the paths they follow will differ across regions. Coupled with the reshaping geopolitical landscape, regional divergence will pose a challenge—and an opportunity—for those managing global balance sheets.”

Alex Brazier, Global Head of Investment & Portfolio Solutions, BlackRock

01 Shifting horizons

The future of policymaking

2024 is projected to be the biggest election year in history, with more people voting than ever before. Some 76 countries, representing more than half of the world’s population, have headed to the polls, including the world’s three largest democracies—the U.S., India, and Indonesia—as well as several geopolitical hotspots. Many of these elections have the potential to affect future policymaking.


In the face of political uncertainty and the continuing evolution of regulation, insurers chose regulatory developments (68%) and rising geopolitical tension and fragmentation (61%) as their top macro risks.

These results are similar to those from 2021, when geopolitical risk was also ranked as the top macro risk. However, they differ from 2022 and 2023, when inflation risk and recession risks were the primary concerns.

“Regulation is a critical topic for many Chief Investment Officers. In many markets, particularly those with established regimes, capital requirements are well understood throughout the investment value chain. As insurers strive to deliver both shareholder and policyholder value, however, we see an increased need for precision: transparency is paramount, particularly across private markets. Delivering these insights to insurers in a consistent and timely manner is critical, particularly as private exposures grow not only to form a material portion of overall allocations but also to play an increasingly important role in ALM.”

Henry Ashworth PhD, Head of International, Insurance Solutions, BlackRock

Previous top answers (Global)



Source: BlackRock Global Insurance Survey, July–September 2024 (top five results are shown), June–July 2021, June–July 2022, June–July 2023.

01 Shifting horizons

“Geopolitical risk is structurally elevated, in our view. The world is facing the biggest election year in history. Cascading shocks over the last half decade have given way to fragmentation, heightened competition, and less cooperation between major nations. We’re seeing the emergence and hardening of economic and geopolitical blocs in the world, with economic relationships rewiring along geopolitical lines.”

Thomas Donilon, Chairman of the BlackRock Investment Institute

The future of policymaking can indirectly influence interest rates and the regulatory landscape. With uncertainty surrounding the direction, timing, and magnitude of numerous central banks’ actions, insurers viewed interest rate risk (69%) as the most serious market risk for the next two years.

Additionally, given market volatility and diverse views on the global economy, liquidity risk (52%) and the risk of credit ratings migration and default (50%) were the next two greatest market concerns.

01 BlackRock perspective

Age of change: how mega forces are reshaping the insurance landscape

Vivek Paul

Head of Portfolio Research and UK Chief Investment Strategist for the BlackRock Investment Institute (BII)

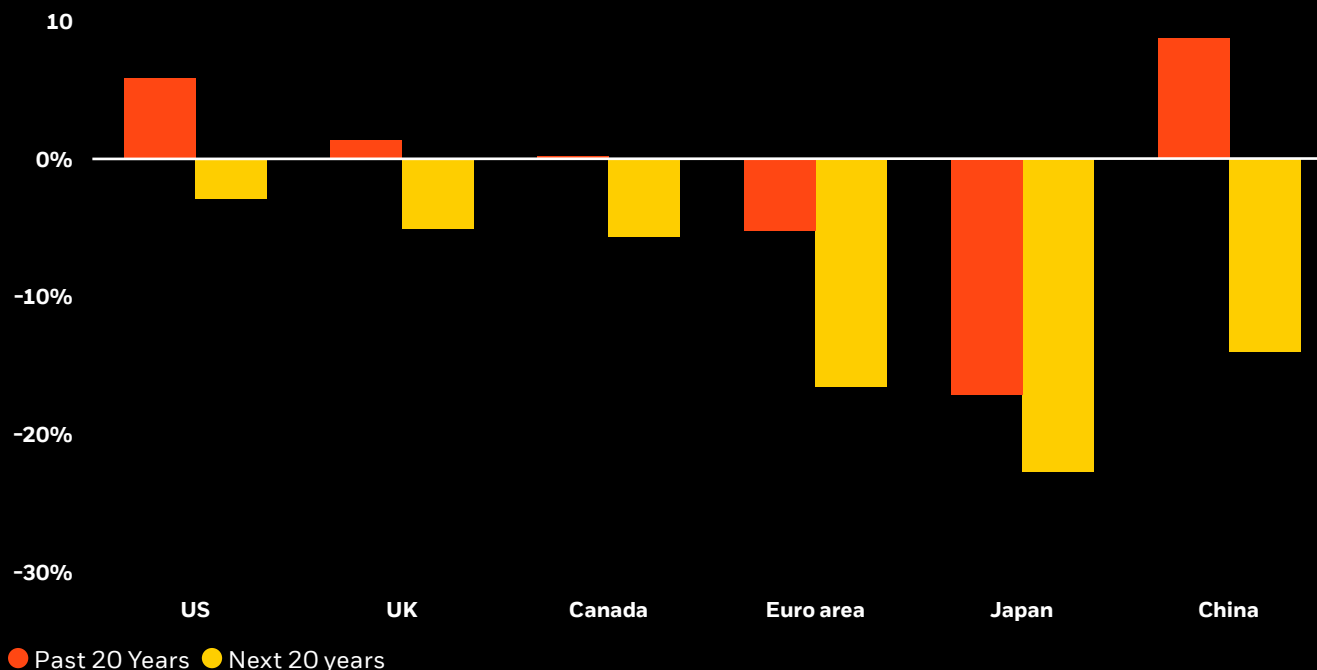
The new regime of greater macro and market volatility has taken hold, shaped by supply constraints. Shrinking workforces in many developed markets are one such limitation—with implications for the investment landscape and insurers. What’s the expected result of these supply constraints? Higher inflation and interest rates—with weaker growth relative to the pre-pandemic era—and elevated public debt. Against this backdrop, structural shifts, or mega forces, including demographic divergence and the rise of artificial intelligence (AI), are driving waves of transformation.

Impact on economics

Demographic divergence, characterized by shifts in age, income, and geographic distribution, is impacting the global economy, as well as specific aspects of the insurance industry. Life expectancy

Shrinking workforces

Actual and estimated change in domestic working-age populations 2003-2024 (%)



Forward-looking estimates may not come to pass. Source: BlackRock Investment Institute, United Nations, with data from Haver Analytics, March 2024. Notes: The chart shows the percentage change in the domestic working-age population, defined in economic literature as those aged 15-64. The domestic working-age population is calculated by subtracting the UN’s migration projections from the UN’s population projections that include migration, assuming that migration does not change the overall age structure. The next 20 years refers to 2024-2044 and previous 20 years to 2003-2023.

01 BlackRock perspective

is rising and birth rates are falling worldwide . In many developed markets (DMs) and China, this means populations are aging and the working-age demographic (ages 15-64) is set to decline over the next 20 years. This poses an economic challenge: All else equal, a shrinking workforce means an economy cannot grow as fast. So, unless worker productivity rises more rapidly, average economic growth will slow.

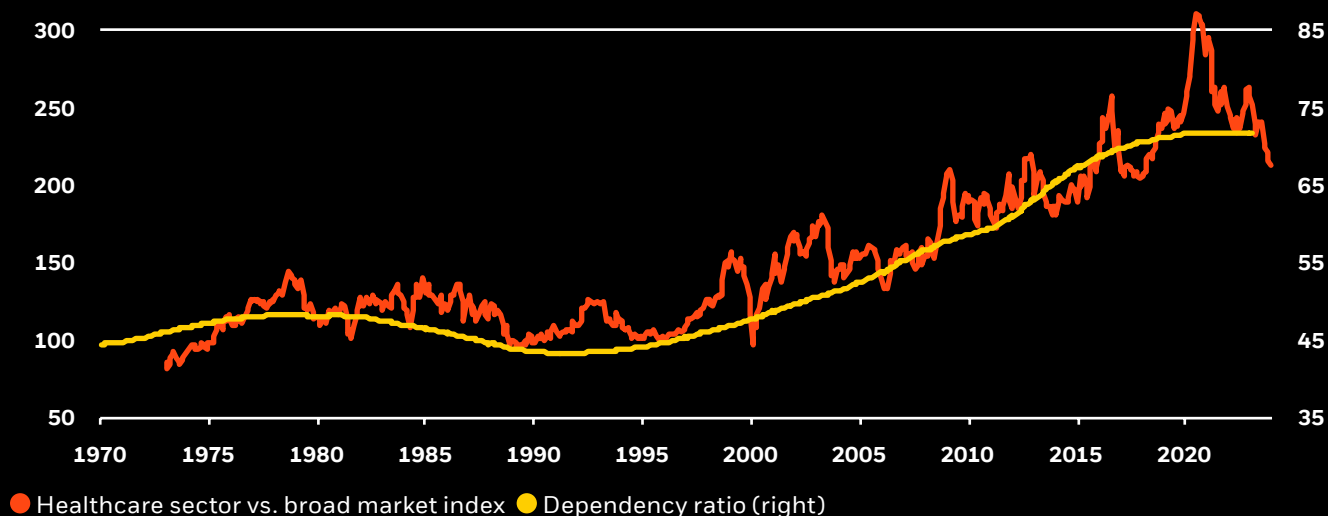
Aging could also be inflationary. Retirees stop producing but maintain spending while governments are likely to increase healthcare spending. This combination of reduced supply and steady demand could add to inflation pressures. As a result, central banks may need to keep interest rates above pre-pandemic levels.

In DM economies, the effects of aging populations could also increase government debt levels. Slower economic growth implies slower tax revenue growth; meanwhile, pension and healthcare spending costs rise at the same time as higher interest rates increase the cost of servicing that debt.

Rising fiscal debt could hinder the ability of central banks to raise policy rates to combat future inflation shocks. This dynamic may prompt investors to demand more term premium, or

Slow to price in aging

Japan healthcare outperformance vs. dependency ratio



Past performance is not a reliable indicator of current or future results. Indexes are unmanaged and do not account for fees. It is not possible to invest directly in an index. Source: BlackRock Investment Institute, United Nations, Reuters, with data from LSEG Datastream, March 2024. Notes: The orange line shows the ratio of the performance of Japan’s healthcare equity sector vs. the overall market index, indexed to 1990. We use total market indices provided by Datastream.

compensation for the risk of holding long-dated government bonds—pushing yields up.

Impact on insurance

The aging population is a significant driver in the life and health insurance sectors. As life expectancy increases, there is a growing demand

for products that cater to older adults, such as long-term care insurance and annuities. Insurers are also focusing on wellness programs and preventive care to manage the rising costs associated with chronic diseases prevalent among the elderly. Younger generations, who are perhaps more health-conscious and technologically proficient, are driving the adoption of digital

01 BlackRock perspective

health solutions and telemedicine, prompting insurers to innovate their service-delivery models.

In the property and casualty (P&C) sector, demographic shifts influence risk profiles and insurance needs. Urbanization and the migration of populations to cities increase the demand for renters' insurance and urban property coverage. Conversely, rural depopulation can lead to a decline in demand for certain types of property insurance. Moreover, the rise of remote work has altered the landscape of commercial property insurance, with businesses needing less office space and more coverage for home offices. The increasing frequency of natural disasters, exacerbated by climate change, also necessitates more comprehensive and flexible P&C insurance products.

The rise of pension risk transfer (PRT) deals is a notable trend driven by demographic changes. As companies seek to de-risk their balance sheets and manage the financial implications of an aging workforce, PRT deals have become increasingly popular. The PRT market has seen significant growth, with record-high transaction volumes in recent years. This trend is expected to continue as more companies look to mitigate pension-related risks and focus on their core business operations.

Impact on investments

These demographic changes present significant investment opportunities: as populations age, healthcare needs will rise, favoring the sector. Older individuals also tend to move less frequently, potentially shifting real estate demand. These shifts are often not fully priced by markets, even when predictable. For example, Japan's healthcare stocks have risen in line with its growing retired population over the past three decades, as measured by the dependency ratio. We see similar opportunities in healthcare within the U.S. and Europe, where markets have been slow to price in these demographic changes.

We also see opportunities in emerging markets (EMs), where the working-age population is mostly still growing. We look for countries that can best capitalize on their demographic advantage by improving workforce participation and investing in infrastructure. Higher returns could be on offer in EM countries with greater demand for investment, like India, Indonesia, Mexico, and Saudi Arabia. Those possibilities and attractive valuations relative to DM countries make us strategically overweight EM equities.

The net effect of all mega forces—not only demographic divergence—is also important to consider. Some EM countries, like India, may benefit from being at the confluence of multiple mega forces. Meanwhile, some DMs could benefit more from any potential long-run productivity gains from AI.

Demographic divergence is reshaping the insurance industry, compelling insurers to innovate and adapt to new consumer needs and risk landscapes. Each sector faces challenges and opportunities, highlighting the need for strategic risk management and forward-thinking solutions.

Against that backdrop, investment decisions carry more weight, as the range of possible returns from different portfolios is greater than in previous decades. As static asset allocations are unlikely to deliver as before, we believe a dynamic approach is needed. These changes necessitate strategic adaptations to meet evolving consumer needs and manage emerging risks.

02 | Diversifying risk and income

“

Over the past several years, we have transitioned our fixed income portfolio from public corporate bonds to private corporates and securitized sectors. Our objectives are to generate income, achieve relative value, diversify, and invest in new asset classes while maintaining high investment grade quality. We face barriers such as illiquidity, regulatory uncertainty, risk budgeting, and potential headline risks. However, we value capturing the illiquidity premium and investing in private assets to diversify our portfolio. We see opportunities in asset-backed finance, corporate private placements, and infrastructure debt holdings, which enhance yield without increasing overall credit risk.”

Glen Gardner

Chief Investment Officer, Equitable



02 Diversifying risk and income

Insurers expect to maintain their level of investment risk

The majority (74%) of insurers we surveyed expect to maintain their current levels of investment risk.

All regions agreed, with Asia Pacific (68%), EMEA (76%), Latin America (75%), and North America (75%) all planning to maintain their risk levels. Similarly, the majority of insurance-sector respondents aligned—although varying by degree—with Life (59%), P&C (71%), Reinsurers (73%), Health (93%), and Multi-line insurers (80%) also expecting to maintain their risk profiles.

When asked for their rationale, the insurers explained that they felt they were already taking sufficient risk given market conditions and that they don't manage investment risk on a stand-alone basis. Instead, they take a holistic approach and also consider the underwriting risk from their insurance activities.

Their intention is to further diversify within their portfolio while maintaining a given risk level.

“Our appetite for investment risk is not expected to change fundamentally. We analyze market risks based on economic value and balance our portfolio accordingly, and we have enhanced our ability to respond dynamically to market conditions.”

Toshio Fujimura, Senior Executive Officer,
Sumitomo Life Insurance Company

FOR PROFESSIONAL AND QUALIFIED CLIENTS AND QUALIFIED INVESTORS, INSTITUTIONAL AND PROFESSIONAL INVESTORS, FINANCIAL PROFESSIONAL, PERMITTED CLIENT, ACCREDITED INVESTORS AND WHOLESALE INVESTOR USE ONLY. THIS MATERIAL IS NOT TO BE REPRODUCED OR DISTRIBUTED TO PERSONS OTHER THAN THE RECIPIENT.

02 Diversifying risk and income

FOR PROFESSIONAL AND QUALIFIED CLIENTS AND QUALIFIED INVESTORS, INSTITUTIONAL AND PROFESSIONAL INVESTORS, FINANCIAL PROFESSIONAL, PERMITTED CLIENT, ACCREDITED INVESTORS AND WHOLESALE INVESTOR USE ONLY. THIS MATERIAL IS NOT TO BE REPRODUCED OR DISTRIBUTED TO PERSONS OTHER THAN THE RECIPIENT.

02 Diversifying risk and income

02 Diversifying risk and income

“Public fixed income remains central to our investment strategy. The ability to construct a high-quality, well-diversified portfolio with these assets protects our capital, while the resulting predictable cash flows provide stability and a strong liquidity buffer.”

Mark Preston, Vice President, Investment Management, Humana

A balancing act

In Q.7 we asked insurers how they anticipated changing their asset allocations over the next two years. We cut this data by region and by insurer type to better illustrate the commonalities and variances in responses.

The commonalities among all regions and insurer types were planned increases in multi-alternatives investments (52%) and planned decreases in real estate equity (26%).

When looked at by region, the biggest differences of opinion were in private equity and public fixed income. In private equity, 48% of Asia Pacific insurers planned to increase exposure compared with 22% in EMEA, 38% in Latin America, and only 13% in North America. In public fixed income, 43% of Latin American insurers planned to increase exposure compared with 32% in Asia Pacific, 28% in EMEA, and only 19% in North America.

By insurer type, the biggest differences of opinion were in cash & short-term instruments and public fixed income. Notably, 57% of Health insurers planned to increase cash & short-term instruments compared with 39% of Reinsurers, 33% of P&C, and 28% of Multi-line insurers. In public fixed income, 50% of Reinsurers planned to increase allocations compared with 41% of Multi-line insurers, 25% of P&C, and 18% of Health insurers.

“Multi-alternative solutions are rooted in an outcome-orientated investment approach that looks beyond asset-class labels to meet investors’ specific risk, return, and liquidity requirements. Insurance organizations are increasingly turning to multi-alternative solutions to achieve a range of objectives—such as liability matching, yield enhancement, and capital appreciation. At BlackRock, we leverage extensive portfolio-construction capabilities and a broad investment platform to deliver risk-aware, capital-efficient solutions tailored to our insurance clients’ unique needs.”

Vidy Vairavamurthy, Chief Investment Officer, Alternative Portfolio Solutions, BlackRock

02 Diversifying risk and income

Fixed income is fundamental: public markets

In public markets, respondents do not expect significant reallocations to fixed income, but it remains fundamental to insurers' strategic asset allocation (SAA) for its ability to provide stable and predictable income that match liability outflows.

As in previous years, insurers are looking to increase allocations to government and agency bonds (42%), as well as green, social, and sustainable bonds (37%).

Inflation-linked bonds are also a priority, with 33% planning to increase exposure. Given the ongoing disruptions in global supply chains and the delayed effectiveness of central-bank actions, inflation remains a concern for insurers, with 46% identifying it as a major macro risk. These assets serve as a hedge against inflation, which can directly or indirectly impact insurance liabilities.

Insurers are cautious about securitized products and below-investment-grade debt. Of our respondents, 44% are planning to reduce their holdings in residential mortgage-backed securities (RMBS), 38% to collateralized loan obligations (CLOs), 36% to commercial mortgage-backed securities (CMBS), and 31% to below-investment-grade/high-yield bonds.

02 Diversifying risk and income

Continued deployment into private markets

In a continued trend from previous years, insurers plan to increase allocations to private markets, with 91% planning to do so within the next two years.

This figure increases to 96% for Asia Pacific and 96% for North American insurers. Insurers cited diversification and lower volatility, the opportunity to invest in new asset classes, and the ability to increase income generation as top drivers for changing their exposure to private markets.

Among the insurers we surveyed, the diversification and lower volatility of private markets was cited as the main driver for choosing this asset class. Globally, 59% selected this reason. At a regional level, this was also the primary motivator, with 61% in Asia Pacific, 56% in EMEA, 68% in Latin America, and 61% in North America.

Insurers appreciate that private markets provide an opportunity to invest in new asset classes, with 48% of those we surveyed stating this rationale. Meeting portfolio climate targets was also a key driver, with 41% stating this reason.

“Private assets provide access to opportunities not easily found in public markets, including various types and sizes of companies and targeted strategies especially impact investments, which enhance portfolio returns and diversification. They also help dampen portfolio volatility, particularly from non-fundamental, technical-driven fluctuations in public markets.”

Don Guo, Group Chief Investment Officer, Prudential

FOR PROFESSIONAL AND QUALIFIED CLIENTS AND QUALIFIED INVESTORS, INSTITUTIONAL AND PROFESSIONAL INVESTORS, FINANCIAL PROFESSIONAL, PERMITTED CLIENT, ACCREDITED INVESTORS AND WHOLESALE INVESTOR USE ONLY. THIS MATERIAL IS NOT TO BE REPRODUCED OR DISTRIBUTED TO PERSONS OTHER THAN THE RECIPIENT.

02 Diversifying risk and income

02 Diversifying risk and income

“Private debt currently presents a golden opportunity for portfolio managers who prioritize cashflow management. This asset class is resilient to certain market shocks and provides diversification through access to alternative sources of yield. In particular, we see opportunities in direct lending, which has proven to be resilient and inflation-protected, and provides a stream of rapid cashflow distributions. This helps mitigate the denominator effect and improves our matching with our liabilities.”

Gustavo Andrés Morales Neira, Head of Investments,
Global Seguros de Vida

Fixed income is fundamental: private debt

Insurers are continuing a multi-year shift from public fixed income to private debt. With 91% intending to increase allocations to private markets overall, 30% of this cohort plan to increase exposures to investments in private debt.

The term “private debt” has expanded to encompass a wide array of lending opportunities, from the broadly syndicated to the bilaterally negotiated. This expansion fits with insurers’ objectives of (i) asset-liability matching, which aligns their long-term assets with their long-term liabilities; and (ii) increasing investment income through a private markets premium rather than other investment characteristics.

The insurers we surveyed are most likely to increase exposure to opportunistic private debt (41%), private placements (40%), direct lending (39%), and infrastructure debt (34%).

Under the “future of finance” mega force, we observe that traditional business models are being disrupted by regulatory shifts, the end of near-zero rates, and technological innovation. As a result, banks can no longer rely on deposits as cheap, reliable sources of funding. We believe, therefore, that banks will further reduce lending, prompting companies to turn to capital markets, private syndication, and relationships with other sources of non-deposit funding. This tectonic shift in the financial sector opens further opportunities for insurers and asset managers.

“In recent years, ‘private debt’ has grown beyond middle market lending to include any financing directly originated, structured, and held by the lender. We believe this expansion will continue, driven by changes in the bank lending ecosystem, public debt markets, and public equity markets, which are broadening private debt’s addressable market. We expect private debt’s growth (in both size and scope) to create new opportunities for partnership with insurance companies.”

Amanda Lynam, Head of Macro Credit Research, BlackRock

02 BlackRock perspective

Connecting public and private markets: The role of private fixed income within insurance portfolios

Dan Garzarella

Global Head of Active Fixed Income and Global Head of Structured Finance for the Financial Institutions Group

Generating capital-efficient yield is a key consideration for insurance CIOs. Insurers have looked to broaden their investment universe to include investment-grade private, less liquid, and structured investments to improve yield per unit of capital. These investments typically yield more than the comparable liquid fixed income with a similar rating and duration profile, and can also be structured to enable attractive risk vs. reward dynamics for insurance balance sheets. In this year's survey, 30% of respondents said that they plan to increase allocations to private debt investments. Within this broad asset class, 41% said they planned to increase allocations to special situations/opportunistic credit; 40% plan increases to private placements; and 39% are looking to increase exposure to direct lending.

The "future of finance" mega force encapsulates the changes in financial architecture that are reshaping portfolio returns. As part of this megatrend, we see a

continued reduction in bank lending because of competition for deposits and increased regulation. This could make non-bank lending terms relatively more attractive to borrowers and a more important source of financing for economic growth and job creation. This reinforces a long-term trend of companies diversifying their funding sources from traditional banks and suggests that private credit still has significant scope for growth.

We believe the total market for private debt will continue to grow, along with insurance-specific holdings of private debt. Thanks to the continued reduction in U.S. bank lending caused by competition for deposits and increased regulation, non-bank lending terms have become relatively more attractive and more important as a source of financing for economic growth. These structural headwinds are likely to continue to reduce U.S. banks' lending and holding capacities. Non-bank lending has also grown outside the U.S., particularly in Europe and Asia. At the same time, insurers are benefiting from strong demand for insurance products, particularly retirement solutions, and balance sheets that may be more

supportive of the types of lending shifting from the traditional banking sector.

The expansion of private debt issuance across various loan, collateral, and borrower types, including consumer finance, hard assets, commercial finance, and contractual cashflows, presents a diverse opportunity set for insurers. Relative to their investment grade public-market equivalents, these loans can provide more selectivity in terms of credit, collateral, structure, and risk. This allows insurers to access investment opportunities within their risk tolerances, regulatory constraints, and capital considerations. These assets can also be sourced practically within existing corporate investment grade portfolio allocations or as stand-alone structured portfolios. Although the U.S. provides the deepest market in terms of private debt issuance, USD-denominated assets may not be suitable for all insurers given variations in regulatory and capital regimes. Currency risk will also be a consideration for insurers without USD liabilities.

Investment grade private debt can offer investors additional spread premia to account for the

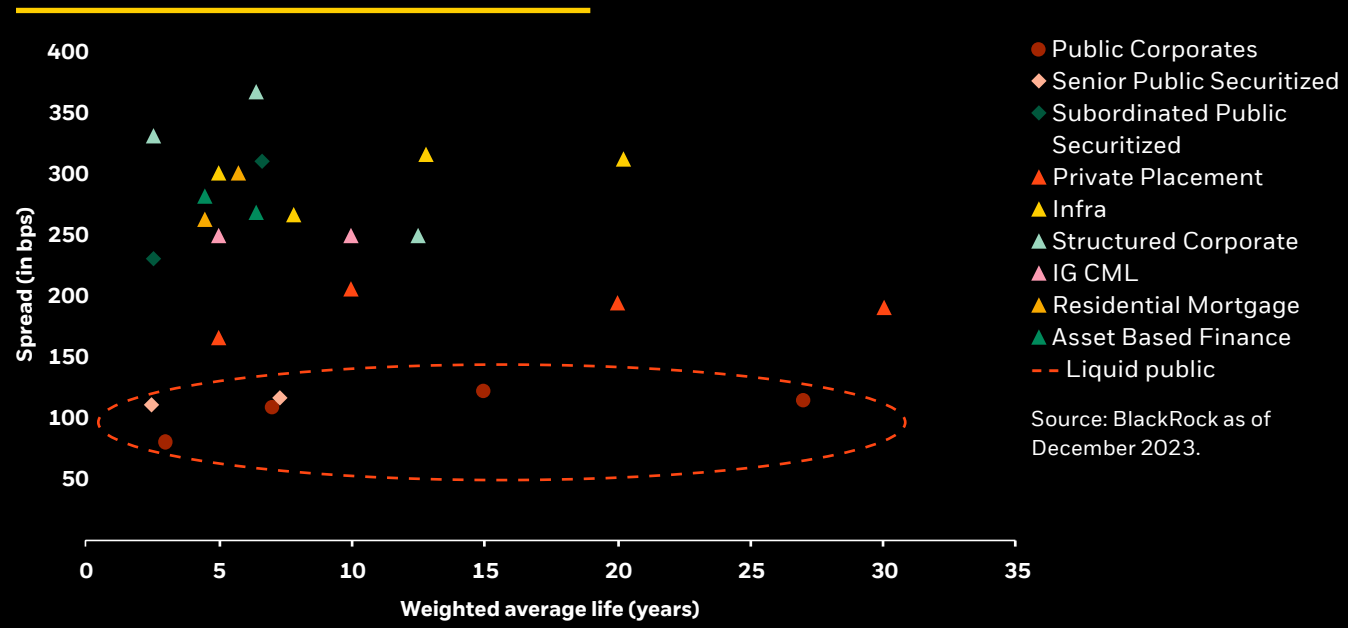
02 BlackRock perspective

illiquidity and structural risk components of private transactions compared with their public equivalents. As shown in the chart on the right, the investment grade private debt market offers insurers the opportunity to tailor exposures to meet varying maturity, liquidity, and risk preferences. For example, longer-dated, less complex private placements offer only an incremental spread premium to public corporates, while shorter-dated, more complex structured assets may offer over 200 basis points of spread pickup over public corporates.

These transactions typically offer the opportunity for investors to negotiate collateral, covenants, and other creditor rights, tailoring and/or improving risk and return dynamics, and enhancing the potential for overall portfolio diversification. Studies suggest that recovery rates are generally higher in private cohorts of the investment grade credit market than in public corporate credit. This is evident in the private corporate market, which has the best available data, and suggests that private placements have fewer credit events than public bonds (as measured by the Moody's default rate). These results appear to be persistent over time and show that recovery rates in private markets are higher than for public bonds.

Since 2008, insurers have been shifting their portfolio allocation to include greater exposure to private debt. The low-yield environment and competitive pressures from new entrants with expertise in private markets

Public and Private Capital-Efficient Universe



Source: BlackRock as of December 2023.

are typically cited reasons for this portfolio shift. As a result, insurers have sought to generate additional yield within their portfolios by capturing illiquidity and complexity premiums for similar levels of credit risk and regulatory capital consumption as public market equivalents.

Despite the end of the low-yield environment, insurers have continued allocating to privately originated debt. The continued preference for this asset class may be driven by some beneficial characteristics such as enhanced creditor protection relative to public markets, comparable regulatory

treatment relative to public debt, and a broader investment opportunity set to capture diversification benefits. Our survey results support this, with diversification and lower volatility (59%) and opportunities to invest in new asset classes (48%) named as primary motivators for increasing exposure to private markets more generally.

In addition, insurance allocations to private debt may also be driven by continued competitive pressures within the industry to use incremental portfolio yield from private debt to support competitive product pricing.

03 | Financing the infrastructure gap



“

We have observed significant investment flows toward transition finance and infrastructure in developed markets, but there is a noticeable deficit in emerging economies. Large institutional investors face challenges in finding viable opportunities in these markets. Through the Insurance Development Forum, we have identified infrastructure debt as a key segment that supports electricity generation and enhances the resilience of emerging markets by financing critical assets.”

Jean-Baptiste Tricot
Chief Investment Officer, AXA

FOR PROFESSIONAL AND QUALIFIED CLIENTS AND QUALIFIED INVESTORS, INSTITUTIONAL AND PROFESSIONAL INVESTORS, FINANCIAL PROFESSIONAL, PERMITTED CLIENT, ACCREDITED INVESTORS AND WHOLESALE INVESTOR USE ONLY. THIS MATERIAL IS NOT TO BE REPRODUCED OR DISTRIBUTED TO PERSONS OTHER THAN THE RECIPIENT.

02 Diversifying risk and income

03 Financing the infrastructure gap

The low-carbon transition

The low-carbon transition remains a priority for insurers, with 99% of those surveyed setting some sort of transition objective within their investment portfolios. Setting a net-zero target date (56%) and committing to year-on-year emission reduction targets (49%) were the most popular transition objectives for insurance portfolios.

The insurers we surveyed were asked to describe their motivation for setting low-carbon transition objectives. They cited the management and/or mitigation of climate risks (57%), responding to stakeholder and/or beneficiary interest (53%),

contributing towards real world impact (46%) and fulfilling regulatory requirements (44%) as their reasons.

Strengthening conviction

Investor confidence has also grown, with 66% of those surveyed stating that they have more conviction in investing in the low-carbon transition than they did a year ago.

This sentiment was consistent across all regions, with North America (74%), EMEA (66%), Asia Pacific (63%), and Latin America (58%) all in alignment on their conviction towards investing in the low-carbon transition.

“Our priority initiative themes for ESG investments are enhancement of wellbeing, development of local communities and society, and contribution to environmental protection, including climate change. We will sustain and strengthen our efforts to address these and believe that we can help to achieve a sustainable society while we improve our long-term investment results. We are most committed to investments and financing that create impact to change systems and promote the resolution of these global challenges.”

Takayuki Haruna, Chief Investment Officer, Japan Post Insurance

03 Financing the infrastructure gap

The infrastructure moment

Clean energy infrastructure such as wind and solar (60%) and transition technologies such as batteries and energy storage (60%) were selected as the top thematic areas that insurers are currently focused on.

Societies are grappling with meeting infrastructure demands due to energy security pressures, the transition to a low-carbon economy, changing demographics and urbanization, realigning supply chains, and a digital revolution led by artificial intelligence (AI).

In many cases, the demands are immediate, but traditional funding sources such as national governments may be unable to meet the need alone. Meanwhile, corporations are seeking external partners to help finance and operate their infrastructure, allowing them to focus their attention and resources on core operations. This finance gap presents an opportunity for insurers to be at the center of a transformative period for essential infrastructure. We are witnessing this push for investments drive insurance industry initiatives, bringing together public and private institutions, to collaborate on building much-needed blended finance solutions.

Among insurers planning to increase allocations to transition-related investments, impact strategies (60%), emerging markets (57%), growth/buyout private equity exposure (57%) and infrastructure (54%) are the preferred investment approaches and exposures.

“The insurance industry is partnering with asset managers to invest in resilient infrastructure in emerging markets. Together, they are enhancing communities, and through active participation in design and structure these products align well with insurers’ investment objectives.”

Jeetu Balchandani, Global Head of Infrastructure Debt, BlackRock

03 BlackRock perspective

Navigating the Future of Infrastructure Debt in Emerging Markets

Matt Kaczmarek

Head of Private Debt Market Strategy and Sustainable Investing

Dipak Haria

Head of Infrastructure Debt EMEA

In an era marked by rapid technological advancements and evolving global dynamics, infrastructure investment stands at a pivotal juncture. The integration of blended finance solutions has emerged as a powerful tool to catalyze investment in infrastructure, particularly in emerging markets (EMs).

Blended finance, which combines public and private capital, is instrumental in addressing the significant funding gap in infrastructure projects. The funding gap, especially in EMs, refers to the shortfall between available financial resources and the amount needed for sustainable development and infrastructure investments. This gap is exacerbated by challenges in attracting private investment and accessing sustainable finance. Emerging markets, which account for a

“As insurers become increasingly familiar with the merits of infrastructure debt in their portfolios, we have seen a significant increase in the desire to expand into additional jurisdictions. Opportunities in the emerging and developing markets offer high quality assets, and thematic strategies are proving a helpful way for investors to meet their own climate finance commitments”

Dana Baldwin, Head of Infrastructure Debt Product Strategy, BlackRock

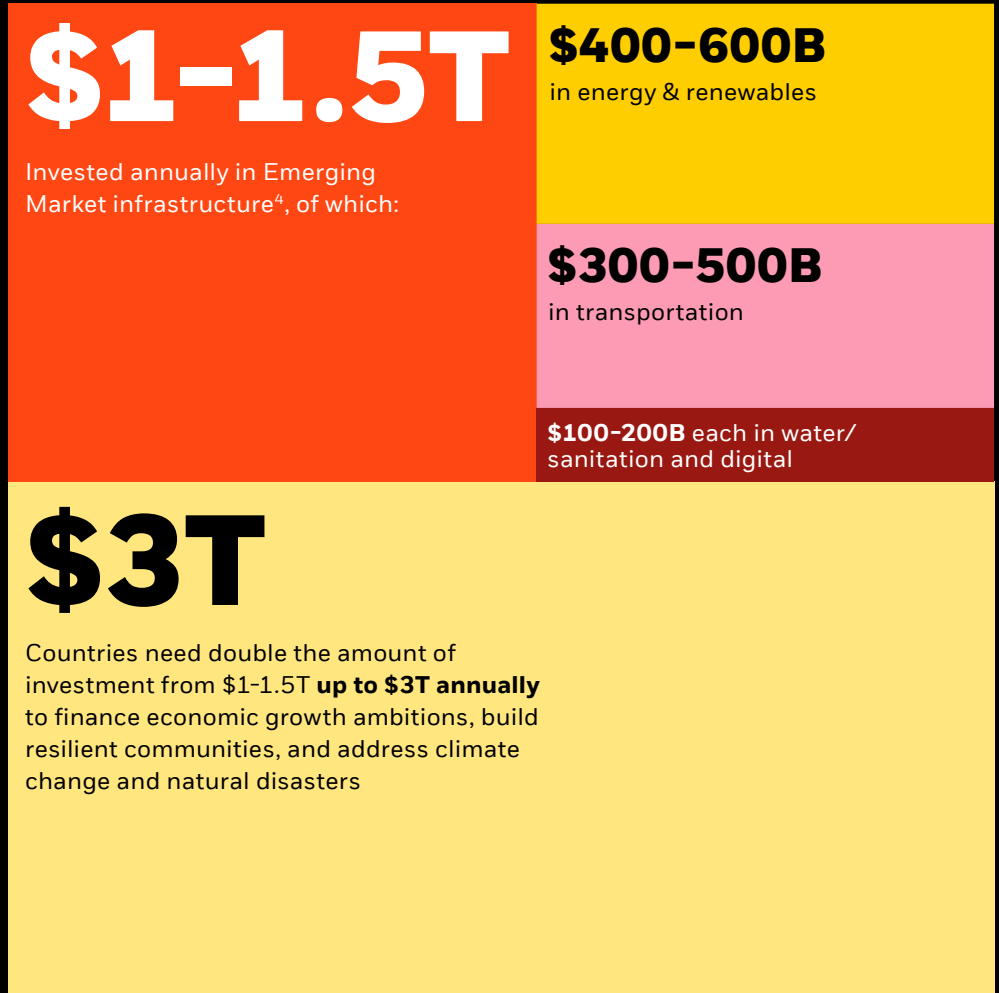
substantial portion of global emissions, require an estimated \$2 trillion annually through 2030 to achieve decarbonization goals.¹ Blended finance solutions help de-risk investments, making them more attractive to institutional investors by mitigating factors such as political risk and lack of bankable projects.

At BlackRock, we have been developing our blended finance capabilities by leveraging our extensive research platform and a team of over 600 sustainable and transition specialists. We have successfully mobilized institutional capital for climate infrastructure projects across Africa, Asia Pacific, and Latin America. Our analytical models and deep relationships with governments and development finance institutions enable us to source and convene investments that drive sustainable development.

The five mega forces discussed by the BlackRock Investment Institute² are reshaping the investment landscape and serve as strong tailwinds for infrastructure debt investing. Digital disruption in EMs drives demand for essential infrastructure such as broadband networks and mobile connectivity, which

03 BlackRock perspective

Investment demand



are crucial for economic development and social inclusion. Geopolitical fragmentation increases the need for local infrastructure development to enhance resilience. The low-carbon transition necessitates substantial investment in renewable energy and sustainable urban infrastructure. As demographics evolve and populations grow in EMs, necessary investment is needed relative to the growth. Examples include investments in social infrastructure such as hospitals and schools, as well as transport links to support ongoing urbanization. Investment does not need to be segmented among the mega forces and can often combine these tailwinds. For example, the recent electrification of bus networks in Bogota is an example of how changing demographics and the size and location of populations have resulted in a new infrastructure requirement. As an asset class, infrastructure debt provides the necessary capital for these projects, offering stable returns³ to investors while supporting environmental sustainability and economic growth.

Insurance companies play a crucial role in infrastructure financing, particularly through their long-term investment horizons and substantial capital reserves. BlackRock’s collaboration and deep relationships with government agencies and public-private partnerships led by the insurance industry exemplify the potential in scaling blended finance solutions. By aligning our investment strategies with the needs of insurers, we can create diversified portfolios that generate predictable returns while contributing to community resilience and sustainable development.

As we navigate the complexities of the modern investment landscape, our commitment to infrastructure and blended finance remains unwavering. By harnessing the power of mega forces and leveraging our expertise, we are well positioned to drive positive social and environmental outcomes while delivering value to our clients.

Source: ³ Moody’s Infrastructure default and recovery rates, 1983-2023, July 2024
⁴ The World Bank “Beyond the Gap,” 2019



04 | Streamlining the operating model

“

At the core of all our data and analytics lies a stable, secure, and well architected and governed E2E technology platform. Reliable data and insights provisioning is always our highest priority. Reducing technical debt while moving to modern cloud native technologies and architectures has been one strategic action taken over recent years.”

Velina Peneva

Group Chief Investment Officer, Swiss Re



04 Streamlining the operating model

“Integrating analytical tools that are fed with reliable real-time data will enhance our innovation and efficiency. By implementing new technology and reorganizing our operating model, we can greatly improve our capital deployment and execution timeliness, optimizing returns per unit of capital.”

Mark Konyyn, Group Chief Investment Officer,
AIA Group

An integrated process

According to survey responses, insurers consider the integration of key processes such as asset allocation and asset-liability management (ALM) as their highest priorities for technology needs within their investment management function.

Also high on the agenda were leveraging expanding data sets for processes such as environmental, social, and governance (ESG) considerations and enhancing coverage and analytical capabilities to support private credit assets.

As insurers aim to increase their exposure to private markets and advance their transition strategies to support their ambitions, they recognize the necessity of embedding the technology required to support these efforts.

“Data quality and fragmented data are central challenges across the investment lifecycle (public and private) for insurers. They create inefficiencies that hinder firms from being nimble, and insurers tell us they need to be able to adapt to market shifts and volatility.”

Griff Norquist, Global Head for Financial Institutions, Aladdin

04 Streamlining the operating model

“We are actively monitoring new technological developments and continue to invest to harvest efficiencies and improve connectivity across our teams and locations. We expect our partners to also keep pace with technology.”

Stephan van Vliet, Group Chief Investment Officer, Zurich Insurance Group

Investing in technology

In an increasingly volatile and complex macroeconomic and regulatory environment, insurers recognize the importance of investing in technology. Survey respondents indicated that

technology could add the most value in inflation risk monitoring (53%), private asset modeling in a multi-asset portfolio (53%), and regulatory capital integration (51%).

Artificial intelligence (AI) has become a driving force in a shifting labor market. As the AI revolution unfolds, more insurers are adopting the technology in aspects of their business. The mega force of digital disruption and AI was considered more of a risk than an opportunity for the insurers we surveyed. It has the potential to boost productivity, automate laborious tasks, analyze huge sets of data, and generate fresh ideas. Digital disruption goes beyond AI.

“As insurers seek to tap into mega forces like data and AI, they need a unifying data platform underpinned by robust governance and operational oversight. With the growing importance of private markets in investment portfolios, a common data language across public and private asset classes is a key differentiator. By using a data platform that unifies the investment process, insurers are positioning themselves to streamline their operations and navigate continually evolving markets”

Eimear Martin, Head of DataOps and Transformation Aladdin Data, BlackRock

04 Streamlining the operating model

The importance of agility

Among the insurers surveyed, opinions were evenly split on the dynamism of their current operating model. Half believed their model was dynamic enough to support strategic priorities while the other half saw a need for streamlining. This necessity to future-proof has been echoed in our discussions with insurance Chief Investment Officers, who emphasize that a strategy must be flexible and agile to respond to a changing environment.

We see insurance investment portfolios becoming more complex, with increasing allocations to private markets and multi-faceted investment objectives. A successful investment approach demands scale, resources, and innovation. At the same time, insurers need to reduce operating costs and free up resources to grow and stay competitive.

Many insurers can benefit from partnerships to augment their internal expertise. According to 40% of survey respondents, it is important to have an investment partner who understands both their insurance business and its operating model.

“The most effective investment partners are those with a strong understanding of both our insurance business and operating model. Without this, we have to spend time educating our partners, explaining exactly what we want, the form of delivery, and the methodology of measurement.”

Lisa Longino, Chief Investment Officer, Corebridge Financial

04 BlackRock perspective

Beyond SAA: Evolving operating models to deliver focused investment outcomes

Mark Azzopardi

Global Head of Insurance within the Financial Markets Advisory Group

Over the last 15 years, deployment into private markets has become an established theme across insurance companies. However, private markets are idiosyncratic, so effective managers should explore a wide range of opportunities to source and sustain premia. A key challenge for Chief Investment Officers (CIOs) is to assess new opportunities while maintaining agility.

“New asset-class assessment” was traditionally a topic addressed through strategic asset allocation (SAA). By virtue of the predominantly public exposures represented by data-rich benchmarks typically an assessment of both existing and candidate strategies could not only determine a balanced asset mix but also encapsulate insurance constraints, such as liquidity, capital, asset-liability management (ALM), and accounting, effectively. Further, the implementation could reflect the SAA accurately and hence provide comfort that allocation

decisions would have predictable impacts across key insurance metrics. With private market assets, however, it can be hard to define asset classes cleanly, and the breadth of investment opportunities can mean that flexibility and origination capabilities are more relevant than asset-class allocation targets in delivering performance.

Although the SAA remains important to determine broad exposures, we find CIOs now need new implementation and oversight frameworks to guide portfolio managers and analyze new opportunities. A CIO’s understanding of the balance-sheet implications of investments has to be more granular, with a corresponding need for both the CIO and the underlying portfolio managers to embrace the insurance context of their investments. This is particularly true across private debt, especially when these assets play a material role in ALM. Accurately modelling and understanding the impact of portfolio holdings in this context increases the demands on data transparency and analytics, particularly toolsets to assess metrics such as regulatory capital, credit risk and behavior under market stress. We have

seen an increasing number of insurance CIOs take a leading role in shaping technology requirements to address this need.

To sustain success, it’s crucial to find the right balance between the SAA and effective deployment in the presence of significant private allocations. Our engagement with clients provides strong evidence that those who have found this balance have delivered superior investment outcomes. Those who have yet to find the balance are making it a priority. This year’s survey suggests that insurers are focused on these issues with private asset modelling, regulatory capital integration, and modelling to support implementation all featuring prominently in how technology can add the most value to the investment process. While half of our respondents state that their operating model addresses the dynamic needs of their organizations, the remaining 50% acknowledge that needs are only met “in part”, with streamlining required. Although there is room for further optimization, we can see that the industry understands the challenge and is moving decisively to capitalize on the opportunities.

About the contributors

Gustavo Andrés Morales Neira

Head of Investments,
Global Seguros de Vida

Gianluca Banfi

Head of Finance,
UnipolSai Assicurazioni & Unipol
Gruppo

Toshio Fujimura

Senior Executive Officer,
Sumitomo Life Insurance Company

Glen Gardner

Chief Investment Officer,
Equitable

Don Guo

Group Chief Investment Officer,
Prudential

Takayuki Haruna

Senior Managing Executive Officer,
Co-Chief Investment Officer,
Japan Post Insurance Company

Mark Konyan

Group Chief Investment Officer,
AIA Group

Francesco Martorana

Group Chief Investment Officer,
Assicurazioni Generali

Velina Peneva

Group Chief Investment Officer,
Swiss Re

Mark Preston

Vice President, Investment
Management,
Humana

Lisa Longino

Chief Investment Officer,
Corebridge Financial

Jean-Baptiste Tricot

Chief Investment Officer,
AXA

Stephan van Vliet

Group Chief Investment Officer,
Zurich Insurance Group

BlackRock contributors

Mark Erickson

Global Head of the Financial
Institutions Group

Olivier Van Eyseren

EMEA Head of the Financial
Institutions Group

Sophie Coleman

EMEA Head of Insurance Product
Development, Financial Institutions
Group

Monica Yeung

Head of Marketing, Financial
Institutions Group

Henry Ashworth

Head of International, Insurance
Solutions

Mark Azzopardi

Global Head of Insurance within the
Financial Markets Advisory Group

Alex Brazier

Global Head of Investment &
Portfolio Solutions

Jeetu Balchandani

Global Head of Infrastructure Debt

Dana Baldwin

Head of Infrastructure Debt Product
Strategy

Thomas Donilon

Chairman of the BlackRock
Investment Institute

Dan Garzarella

Global Head of Active Fixed Income
and Global Head of Structured

Finance for the Financial Institutions
Group

Dipak Haria

EMEA Head of Infrastructure Debt

Matt Kaczmarek

Head of Private Debt Market
Strategy and Sustainable Investing

Maximilian Lindskog

Insurance Solutions, Financial
Markets Advisory Group

Amanda Lynam

Head of Macro Credit Research

Eimear Martin

Head of DataOps and
Transformation Aladdin Data

Griff Norquist

Global Head for Financial
Institutions, Aladdin

Vivek Paul

Head of Portfolio Research and UK
Chief Investment Strategist for the
BlackRock Investment Institute (BII)

Vidy Vairavamurthy

Chief Investment Officer, Alternative
Portfolio Solutions

Important information

BlackRock: This document is marketing material: Before investing please read the Prospectus and the KIID available on www.blackrock.com/it, which contain a summary of investors' rights

Capital at risk

The value of investments and the income from them can fall as well as rise and are not guaranteed. Investors may not get back the amount originally invested.

Past performance is not a reliable indicator of current or future results and should not be the sole factor of consideration when selecting a product or strategy.

Changes in the rates of exchange between currencies may cause the value of investments to diminish or increase. Fluctuation may be particularly marked in the case of a higher volatility fund and the value of an investment may fall suddenly and substantially. Levels and basis of taxation may change from time to time.

This material is provided for educational purposes only and is not intended to be relied upon as a forecast, research or investment advice, and is not a recommendation, offer or solicitation to buy or sell any securities or to adopt any investment strategy. The opinions expressed are subject to change. References to specific securities, asset classes and financial markets are for illustrative purposes only and are not intended to be and should not be interpreted as recommendations. Reliance upon information in this material is at the sole risk and discretion of the reader. The material was prepared without regard to specific objectives, financial situation or needs of any investor.

Any research in this document has been procured and may have been acted on by BlackRock for its own purpose. The results of such research are being made available only incidentally. The views expressed do not constitute investment or any other advice and are subject to change. They do not necessarily reflect the views of any company in the BlackRock Group or any part thereof and no assurances are made as to their accuracy. This document is for information purposes only and does not constitute an offer or invitation to anyone to invest in any BlackRock funds and has not been prepared in connection with any such offer.

This material may contain "forward-looking" information that is not purely historical in nature. Such information may include, among other things, projections, forecasts, and estimates of yields or returns. No representation is made that any performance presented will be achieved by any BlackRock funds, or that every assumption made in achieving, calculating or presenting either the forward-looking information or any historical performance information herein has been considered or stated in preparing this material. Any changes to assumptions that may have been made in preparing this material could have a material impact on the investment returns that are presented herein.

The information and opinions contained in this material are derived from proprietary and non-proprietary sources deemed by BlackRock to be reliable, are not necessarily all inclusive and are not guaranteed as to accuracy. Unless otherwise stated, all information is as at end of August 2024.

The report summarizes the results of a survey of senior representatives of global insurance companies by an external agency on behalf of BlackRock conducted through a series of online and telephone interviews from July to September 2024. The gathered data and opinions provided by specific insurers are indicative in nature only and do not represent a scientific or exhaustive study of the state of the insurance industry and insurers' asset allocation and investment intentions. Data sets may be incomplete or inconclusive and third-party opinions should not be construed as forecasts or indicative of any future intention. BlackRock does not endorse or necessarily agree with the third-party opinions expressed in this report. The information and opinions contained in this material are derived from proprietary and non-proprietary sources deemed by BlackRock to be reliable, are not necessarily all-inclusive and are not guaranteed as to accuracy

Important information

This material is for distribution to Professional Clients (as defined by the Financial Conduct Authority or MiFID Rules) and qualified investors only and should not be relied upon by any other persons.

In the UK and Non-European Economic Area (EEA) countries:

This is Issued by BlackRock Investment Management (UK) Limited, authorised and regulated by the Financial Conduct Authority. Registered office: 12 Throgmorton Avenue, London, EC2N 2DL. Tel: + 44(0)20 7743 3000. Registered in England and Wales No. 02020394.

For your protection telephone calls are usually recorded. Please refer to the Financial Conduct Authority website for a list of authorised activities conducted by BlackRock.

In the European Economic Area (EEA):

This is Issued by BlackRock (Netherlands) B.V. is authorised and regulated by the Netherlands Authority for the Financial Markets. Registered office Amstelplein 1, 1096 HA, Amsterdam, Tel: 020 – 549 5200, Tel: 31-20-549-5200. Trade Register No. 17068311 For your protection telephone calls are usually recorded.

For Italy

For information on investor rights and how to raise complaints please go to <https://www.blackrock.com/corporate/compliance/investor-right> available in Italian.

For qualified investors in Switzerland

This document shall be exclusively made available to, and directed at, qualified investors as defined in Article 10 (3) of the CISA of 23 June 2006, as amended, at the exclusion of qualified investors with an opting-out pursuant to Art. 5 (1) of the Swiss Federal Act on Financial Services (“FinSA”). For information on art. 8 / 9 Financial Services Act (FinSA) and on your client segmentation under art. 4 FinSA, please see the following website: www.blackrock.com/finsa.

For investors in Israel

BlackRock Investment Management (UK) Limited is not licenced under Israel’s Regulation of Investment Advice, Investment Marketing and Portfolio Management Law, 5755-1995 (the “Advice Law”), nor does it carry insurance thereunder.

For investors in the Kingdom of Saudi Arabia This material is for distribution to Institutional and Qualified Clients (as defined by the Implementing Regulations issued by Capital Market Authority) only and should not be relied upon by any other persons.

For investors in Dubai (DIFC): The information contained in this document is intended strictly for Professional Clients as defined under the Dubai Financial Services Authority (“DFSA”) Conduct of Business (COB) Rules. BlackRock Advisors (UK) Limited - Dubai Branch is a DIFC Foreign Recognised Company registered with the DIFC Registrar of Companies (DIFC Registered Number 546), with its office at Unit L15 - 01A, ICD Brookfield Place, Dubai International Financial Centre, PO Box 506661, Dubai, UAE, and is regulated by the DFSA to engage in the regulated activities of ‘Advising on Financial Products’ and ‘Arranging Deals in Investments’ in or from the DIFC, both of which are limited to units in a collective investment fund (DFSA Reference Number F000738).

For investors in the UAE: The information contained in this document is intended strictly for Professional Clients. For investors in Abu Dhabi Global Market (ADGM): The information contained in this document is intended strictly for Authorised Persons.

For investors in Qatar: The information contained in this document is intended strictly for sophisticated institutions.

For investors in Kuwait: The information contained in this document is intended strictly for sophisticated institutions that are ‘Professional Clients’ as defined under the Kuwait Capital Markets Law and its Executive Bylaws.

For investors in Bahrain: The information contained in this document is intended strictly for sophisticated institutions.

The information contained in this document, does not constitute and should not be construed as an offer of, invitation or proposal to make an offer for, recommendation to apply for or an opinion or guidance on a financial product, service and/or strategy. Whilst great care has been taken to ensure that the information contained in this document is accurate, no responsibility can be accepted for any errors, mistakes or omissions or for any action taken in reliance thereon. You may only reproduce, circulate and use this document (or any part of it) with the consent of BlackRock. The information contained in this document is for information purposes only. It is not intended for and should not be distributed to, or relied upon by, members of the public. The information contained in this document, may contain statements that are not purely historical in nature but are “forward-looking statements”. These include, amongst other things, projections, forecasts or estimates of income. These forward-looking statements are based upon certain assumptions, some of which are described in other relevant documents or materials. If you do not understand the contents of this document, you should consult an authorised financial adviser.

In South Africa

Please be advised that BlackRock Investment Management (UK) Limited is an authorised Financial Services provider with the South African Financial Services Board, FSP No. 43288.

In the U.S.

This material is for institutional use only – not for public distribution.

In Canada

This material is intended for institutional investors only, is for educational purposes only, are subject to change and does not constitute investment advice.

In Latin America

For institutional investors and financial intermediaries only (not for public distribution). This material is for educational purposes only and does not constitute investment advice or an offer or solicitation to sell or a solicitation of an offer to buy any shares of any fund or security and it is your responsibility to inform yourself of, and to observe, all applicable laws and regulations of your relevant jurisdiction. If any funds are mentioned or inferred in this material, such funds may not be registered with the securities regulators of Argentina, Brazil, Chile, Colombia, Mexico, Panama, Peru, Uruguay or any other securities regulator in any Latin American country and thus, may not be publicly offered in any such countries. The securities regulators of any country within Latin America have not confirmed the accuracy of any information contained herein. No information discussed herein can be provided to the general public in Latin America. The contents of this material are strictly confidential and must not be passed to any third party.

In Argentina, only for use with Qualified Investors under the definition as set by the Comisión Nacional de Valores (CNV).

In Brazil, this private offer does not constitute a public offer, and is not registered with the Brazilian Securities and Exchange Commission, for use only with professional investors as such term is defined by the Comissão de Valores Mobiliários.

In Colombia, the sale of each fund discussed herein, if any, is addressed to less than one hundred specifically identified investors, and such fund may not be promoted or marketed in Colombia or to Colombian residents unless such promotion and marketing is made in compliance with Decree 2555 of 2010 and other applicable rules and regulations related to the promotion of foreign financial and/or securities related products or services in Colombia.

In Chile, The securities if any described in this document are foreign securities, therefore: i) their rights and obligations will be subject to the legal framework of the issuer's country of origin, and therefore, investors must inform themselves regarding the form and means through which they may exercise their rights; and that ii) the supervision of the Commission for the Financial Market (Comisión para el Mercado Financiero or "CMF") will be concentrated exclusively on compliance with the information obligations established in General Standard No. 352 of the CMF and that, therefore, the supervision of the security and its issuer will be mainly made by the foreign regulator;

In the case of a fund not registered with the CMF is subject to General Rule No. 336 issued by the SVS (now the CMF). The subject matter of this sale may include securities not registered with the CMF; therefore, such securities are not subject to the supervision of the CMF. Since the securities are not registered in Chile, there is no obligation of the issuer to make publicly available information about the securities in Chile. The securities shall not be subject to public offering in Chile unless registered with the relevant registry of the CMF.

In Peru, this private offer does not constitute a public offer, and is not registered with the Securities Market Public Registry of the Peruvian Securities Market Commission, for use only with institutional investors as such term is defined by the Superintendencia de Banca, Seguros y AFP.

In Uruguay, the Securities are not and will not be registered with the Central Bank of Uruguay. The Securities are not and will not be offered publicly in or from Uruguay and are not and will not be traded on any Uruguayan stock exchange. This offer has not been and will not be announced to the public and offering materials will not be made available to the general public except in circumstances which do not constitute a public offering of securities in Uruguay, in compliance with the requirements of the Uruguayan Securities Market Law (Law N° 18.627 and Decree 322/011)

In Mexico, FOR INSTITUTIONAL AND QUALIFIED INVESTORS USE ONLY. INVESTING INVOLVES RISK, INCLUDING POSSIBLE LOSS OF PRINCIPAL. THIS MATERIAL IS PROVIDED FOR EDUCATIONAL AND INFORMATIONAL PURPOSES ONLY AND DOES NOT CONSTITUTE AN OFFER OR SOLICITATION TO SELL OR A SOLICITATION OF AN OFFER TO BUY ANY SHARES OF ANY FUND OR SECURITY. This information does not consider the investment objectives, risk tolerance or the financial circumstances of any specific investor. This information does not replace the obligation of financial advisor to apply his/ her best judgment in making investment decisions or investment recommendations. It is your responsibility to inform yourself of, and to observe, all applicable laws and regulations of Mexico. If any funds, securities or investment strategies are mentioned or inferred in this material, such funds, securities or strategies have not been registered with the Mexican National Banking and Securities Commission (Comisión Nacional Bancaria y de Valores, the “CNBV”) and thus, may not be publicly offered in Mexico. The CNBV has not confirmed the accuracy of any information contained herein. The provision of investment management and investment advisory services (“Investment Services”) is a regulated activity in Mexico, subject to strict rules, and performed under the supervision of the CNBV. These materials are shared for information purposes only, do not constitute investment advice, and are being shared in the understanding that the addressee is an Institutional or Qualified investor as defined under Mexican Securities (Ley del Mercado de Valores). Each potential investor shall make its own investment decision based on their own analysis of the available information. Please note that by receiving these materials, it shall be construed as a representation by the receiver that it is an Institutional or Qualified investor as defined under Mexican law. BlackRock México Operadora, S.A. de C.V., Sociedad Operadora de Fondos de Inversión (“BlackRock México Operadora”) is a Mexican subsidiary of BlackRock, Inc., authorized by the CNBV as a Mutual Fund Manager (Operadora de Fondos), and as such, authorized to manage Mexican mutual funds, ETFs and provide Investment Advisory Services. For more information on the Investment Services offered by BlackRock Mexico, please review our Investment Services Guide available in www.blackrock.com/mx. This material represents an assessment at a specific time and its information should not be relied upon by the you as research or investment advice regarding the funds, any security or investment strategy in particular. Reliance upon information in this material is at your sole discretion. BlackRock México is not authorized to receive deposits, carry out intermediation activities, or act as a broker dealer, or bank in Mexico. For more information on BlackRock México, please visit: www.blackrock.com/mx. BlackRock receives revenue in the form of advisory fees for our advisory services and management fees for our mutual funds, exchange traded funds and collective investment trusts. Any modification, change, distribution or inadequate use of information of this document is not responsibility of BlackRock or any of its affiliates. Pursuant to the Mexican Data Privacy Law (Ley Federal de Protección de Datos Personales en Posesión de Particulares), to register your personal data you must confirm that you have read and understood the Privacy Notice of BlackRock México Operadora. For the full disclosure, please visit www.blackrock.com/mx and accept that your personal information will be managed according with the terms and conditions set forth therein. BlackRock® is a registered trademark of BlackRock, Inc. All other trademarks are the property of their respective owners.

For investors in Central America, these securities have not been registered before the Securities Superintendence of the Republic of Panama, nor did the offer, sale or their trading procedures. The registration exemption has made according to numeral 3 of Article 129 of the Consolidated Text containing of the Decree-Law No. 1 of July 8, 1999 (institutional investors). Consequently, the tax treatment set forth in Articles 334 to 336 of the Unified Text containing Decree-Law No. 1 of July 8, 1999, does not apply to them. These securities are not under the supervision of the Securities Superintendence of the Republic of Panama. The information contained herein does not describe any product that is supervised or regulated by the National Banking and Insurance Commission (CNBS) in Honduras. Therefore any investment described herein is done at the investor’s own risk. In Costa Rica, any securities or services mentioned herein constitute an individual and private offer made through reverse solicitation upon reliance on an exemption from registration before the General Superintendence of Securities (“SUGEVAL”), pursuant to articles 7 and 8 of the Regulations on the Public Offering of Securities (“Reglamento sobre Oferta Pública de Valores”). This information is confidential, and is not to be reproduced or distributed to third parties as this is NOT a public offering of securities in Costa Rica. The product being offered is not intended for the Costa Rican public or market and neither is registered or will be registered before the SUGEVAL, nor can be traded in the secondary market. If any recipient of this documentation receives this document in El Salvador, such recipient acknowledges that the same has been delivered upon their request and instructions, and on a private placement basis. In Guatemala, this communication and any accompanying information (the “Materials”) are intended solely for informational purposes and do not constitute (and should not be interpreted to constitute) the offering, selling, or conducting of business with respect to such securities, products or services in the jurisdiction of the addressee (this “Jurisdiction”), or the

conducting of any brokerage, banking or other similarly regulated activities (“Financial Activities”) in the Jurisdiction. Neither BlackRock, nor the securities, products and services described herein, are registered (or intended to be registered) in the Jurisdiction. Furthermore, neither BlackRock, nor the securities, products, services or activities described herein, are regulated or supervised by any governmental or similar authority in the Jurisdiction. The Materials are private, confidential and are sent by BlackRock only for the exclusive use of the addressee. The Materials must not be publicly distributed and any use of the Materials by anyone other than the addressee is not authorized. The addressee is required to comply with all applicable laws in the Jurisdiction, including, without limitation, tax laws and exchange control regulations, if any.

For investors in the Caribbean, any funds mentioned or inferred in this material have not been registered under the provisions of the Investment Funds Act of 2003 of the Bahamas, nor have they been registered with the securities regulators of Bermuda, Dominica, the Cayman Islands, the British Virgin Islands, Grenada, Trinidad & Tobago or any jurisdiction in the Organisation of Eastern Caribbean States, and thus, may not be publicly offered in any such jurisdiction. The shares of any fund mentioned herein may only be marketed in Bermuda by or on behalf of the fund or fund manager only in compliance with the provision of the Investment Business Act 2003 of Bermuda and the Companies Act of 1981. Engaging in marketing, offering or selling any fund from within the Cayman Islands to persons or entities in the Cayman Islands may be deemed carrying on business in the Cayman Islands. As a non-Cayman Islands person, BlackRock may not carry on or engage in any trade or business unless it properly registers and obtains a license for such activities in accordance with the applicable Cayman Islands law.

In Singapore

In Singapore, this is issued by BlackRock (Singapore) Limited (Co. registration no. 200010143N) for use only with accredited/institutional investors as defined in Section 4A of the Securities and Futures Act, Chapter 289 of Singapore. This advertisement or publication has not been reviewed by the Monetary Authority of Singapore.

In Hong Kong

This material is issued by BlackRock Asset Management North Asia Limited and has not been reviewed by the Securities and Futures Commission of Hong Kong. This material is for distribution to “Professional Investors” (as defined in the Securities and Futures Ordinance (Cap.571 of the laws of Hong Kong) and any rules made under that ordinance) and should not be relied upon by any other persons or redistributed to retail clients in Hong Kong.

In South Korea

This information is issued by BlackRock Investment (Korea) Limited. This material is for distribution to the Qualified Professional Investors (as defined in the Financial Investment Services and Capital Market Act and its sub-regulations) and for information or educational purposes only, and does not constitute investment advice or an offer or solicitation to purchase or sells in any securities or any investment strategies.

In Taiwan

Independently operated by BlackRock Investment Management (Taiwan) Limited. Address: 28F., No. 100, Songren Rd., Xinyi Dist., Taipei City 110, Taiwan. Tel: (02)23261600

In Australia and New Zealand

Issued by BlackRock Investment Management (Australia) Limited ABN 13 006 165 975, AFSL 230 523 (BIMAL) for the exclusive use of the recipient, who warrants by receipt of this material that they are a wholesale client as defined under the Australian Corporations Act 2001 (Cth) and the New Zealand Financial Advisers Act 2008 respectively.

BlackRock Investment Management (Australia) Limited (“BIMAL”) is not licensed by a New Zealand regulator to provide ‘Financial Advice Service’ or ‘Keeping, investing, administering, or managing money, securities, or investment portfolios on behalf of other persons’. BIMAL’s registration on the New Zealand register of financial service providers does not mean that BIMAL is subject to active regulation or oversight by a New Zealand regulator.

This material provides general information only and does not take into account your individual objectives, financial situation, needs or circumstances. Before making any investment decision, you should therefore assess whether the material is appropriate for you and obtain financial advice tailored to you having regard to your individual objectives, financial situation, needs and circumstances. Refer to BIMAL’s Financial Services Guide on its website for more information. This material is not a financial product recommendation or an offer or solicitation with respect to the purchase or sale of any financial product in any jurisdiction.

This material is not intended for distribution to, or use by, any person or entity in any jurisdiction or country where such distribution or use would be contrary to local law or regulation. BIMAL is a part of the global BlackRock Group which comprises of financial product issuers and investment managers around the world. BIMAL is the issuer of financial products and acts as an investment manager in Australia. BIMAL does not offer financial products to persons in New Zealand who are retail investors (as that term is defined in the Financial Markets Conduct Act 2013 (FMCA)). This material does not constitute or relate to such an offer. To the extent that this material does constitute or relate to such an offer of financial products, the offer is only made to, and capable of acceptance by, persons in New Zealand who are wholesale investors (as that term is defined in the FMCA).

BIMAL, its officers, employees and agents believe that the information in this material and the sources on which it is based (which may be sourced from third parties) are correct as at the date of publication. While every care has been taken in the preparation of this material, no warranty of accuracy or reliability is given and no responsibility for the information is accepted by BIMAL, its officers, employees or agents. Except where contrary to law, BIMAL excludes all liability for this information.

Any investment is subject to investment risk, including delays on the payment of withdrawal proceeds and the loss of income or the principal invested. While any forecasts, estimates and opinions in this material are made on a reasonable basis, actual future results and operations may differ materially from the forecasts, estimates and opinions set out in this material. No guarantee as to the repayment of capital or the performance of any product or rate of return referred to in this material is made by BIMAL or any entity in the BlackRock group of companies.

No part of this material may be reproduced or distributed in any manner without the prior written permission of BIMAL.

In China

For recipients in China: This material may not be distributed to individuals resident in the People’s Republic of China (“PRC”, for such purposes, not applicable to Hong Kong, Macau and Taiwan) or entities registered in the PRC unless such parties have received all the required PRC government approvals to participate in any investment or receive any investment advisory or investment management services



FOR PROFESSIONAL AND QUALIFIED CLIENTS AND QUALIFIED INVESTORS, INSTITUTIONAL AND PROFESSIONAL INVESTORS, FINANCIAL PROFESSIONAL, PERMITTED CLIENT, ACCREDITED INVESTORS AND WHOLESALE INVESTOR USE ONLY. THIS MATERIAL IS NOT TO BE REPRODUCED OR DISTRIBUTED TO PERSONS OTHER THAN THE RECIPIENT.

For Southeast Asia

This document is issued by BlackRock and is intended for the exclusive use of any recipient who warrants, by receipt of this material, that such recipient is an institutional investors or professional/sophisticated/qualified/accredited/expert investor as such term may apply under the relevant legislations in Southeast Asia (for such purposes, includes only Malaysia, the Philippines, Thailand, Brunei and Indonesia).

BlackRock does not hold any regulatory licenses or registrations in Southeast Asia countries listed above, and is therefore not licensed to conduct any regulated business activity under the relevant laws and regulations as they apply to any entity intending to carry on business in Southeast Asia, nor does BlackRock purport to carry on, any regulated activity in any country in Southeast Asia. BlackRock funds, and/or services shall not be offered or sold to any person in any jurisdiction in which such an offer, solicitation, purchase, or sale would be deemed unlawful under the securities laws or any other relevant laws of such jurisdiction(s). This material is provided to the recipient on a strictly confidential basis and is intended for informational or educational purposes only. Nothing in this document, directly or indirectly, represents to you that BlackRock will provide, or is providing BlackRock products or services to the recipient, or is making available, inviting, or offering for subscription or purchase, or invitation to subscribe for or purchase, or sale, of any BlackRock fund, or interests therein. This material neither constitutes an offer to enter into an investment agreement with the recipient of this document, nor is it an invitation to respond to it by making an offer to enter into an investment agreement. The distribution of the information contained herein may be restricted by law and any person who accesses it is required to comply with any such restrictions. By reading this information you confirm that you are aware of the laws in your own jurisdiction regarding the provision and sale of funds and related financial services or products, and you warrant and represent that you will not pass on or utilize the information contained herein in a manner that could constitute a breach of such laws by BlackRock, its affiliates or any other person.

For other countries in APAC

This material is provided for your informational purposes only and must not be distributed to any other persons or redistributed. This material is issued for Institutional Investors only (or professional/sophisticated/qualified investors as such term may apply in local jurisdictions) and does not constitute investment advice or an offer or solicitation to purchase or sell in any securities, BlackRock funds or any investment strategy nor shall any securities be offered or sold to any person in any jurisdiction in which an offer, solicitation, purchase or sale would be unlawful under the securities laws of such jurisdiction.

The information provided here is neither tax nor legal advice. Investors should speak to their tax professional for specific information regarding their tax situation. Investment involves risk including possible loss of principal. International investing involves risks, including risks related to foreign currency, limited liquidity, less government regulation, and the possibility of substantial volatility due to adverse political, economic or other developments. These risks are often heightened for investments in emerging/developing markets or smaller capital markets.

FOR PROFESSIONAL AND QUALIFIED CLIENTS AND QUALIFIED INVESTORS, INSTITUTIONAL AND PROFESSIONAL INVESTORS, FINANCIAL PROFESSIONAL, PERMITTED CLIENT, ACCREDITED INVESTORS AND WHOLESALE INVESTOR USE ONLY. THIS MATERIAL IS NOT TO BE REPRODUCED OR DISTRIBUTED TO PERSONS OTHER THAN THE RECIPIENT.

Any research in this document has been procured and may have been acted on by BlackRock for its own purpose. The results of such research are being made available only incidentally. The views expressed do not constitute investment or any other advice and are subject to change. They do not necessarily reflect the views of any company in the BlackRock Group or any part thereof and no assurances are made as to their accuracy.

This document is for information purposes only and does not constitute an offer or invitation to anyone to invest in any BlackRock funds and has not been prepared in connection with any such offer. and does not constitute an offer or invitation to anyone to invest in any BlackRock funds and has not been prepared in connection with any such offer.

©2024 BlackRock, Inc. or its affiliates. All Rights reserved. BLACKROCK is a trademark of BlackRock, Inc. or its affiliates. All other trademarks are those of their respective owners.