

BGF Global Allocation Fund

Class I2 Hedged Singapore Dollar

BlackRock Global Funds

Performance, Portfolio Breakdowns and Net Assets information as at: 31-Dec-2024. All other data as at 15-Jan-2025.

This document is marketing material. For Investors in Luxembourg. Investors should read the KIID/PRIIPs document and prospectus prior to investing, and should refer to the prospectus for the funds full list of risks.

FUND OVERVIEW

- The Fund aims to maximise the return on your investment through a combination of capital growth and income on the Fund's assets.
- The Fund invests globally at least 70% of its total assets in equity securities (e.g. shares) and fixed income (FI) securities in normal market conditions. FI securities include bonds and money market instruments (i.e. debt securities with short term maturities). It may also hold deposits and cash.
- Subject to the above, the asset classes and the extent to which the Fund is invested in these may vary without limit depending on market conditions.

RISK INDICATOR

Lower Risk

Potentially Lower Rewards

Higher Risk

Potentially Higher Rewards



CAPITAL AT RISK: The value of investments and the income from them can fall as well as rise and are not guaranteed. Investors may not get back the amount originally invested.

KEY RISKS:

- Credit risk, changes to interest rates and/or issuer defaults will have a significant impact on the performance of fixed income securities. Potential or actual credit rating downgrades may increase the level of risk.
- The value of equities and equity-related securities can be affected by daily stock market movements. Other influential factors include political, economic news, company earnings and significant corporate events.
- Derivatives may be highly sensitive to changes in the value of the asset on which they are based and can increase the size of losses and gains, resulting in greater fluctuations in the value of the Fund. The impact to the Fund can be greater where derivatives are used in an extensive or complex way.
- Counterparty Risk: The insolvency of any institutions providing services such as safekeeping of assets or acting as counterparty to derivatives or other instruments, may expose the Fund to financial loss.
- Credit Risk: The issuer of a financial asset held within the Fund may not pay income or repay capital to the Fund when due.
- Liquidity Risk: Lower liquidity means there are insufficient buyers or sellers to allow the Fund to sell or buy investments readily.

KEY FACTS

Constraint¹¹: 36% S&P 500, 24% FTSE World (ex.US), 24% ICE BofA ML Cur 5-yr US Treasury, 16% FTSE Non-USD WGBI

Comparator¹²: FTSE World Index

Comparator¹³: FTSE World Government Bond Index

Asset Class : Multi Asset

Fund Launch Date : 03-Jan-1997

Share Class Launch Date : 31-Jul-2012

Fund Base Currency : USD

Share Class Currency : SGD

Use of Income : Accumulating

Net Assets of Fund (M) : 14.996,85 USD

Morningstar Category : Other Allocation

SFDR Classification : Other

Domicile : Luxembourg

ISIN : LU0810842038

Management Company : BlackRock (Luxembourg) S.A.

FEES AND CHARGES

Annual Management Fee : 0,75%

Ongoing Charge : 0,81%

Performance Fee : 0,00%

DEALING INFORMATION

Dealing Frequency : Daily, forward pricing basis

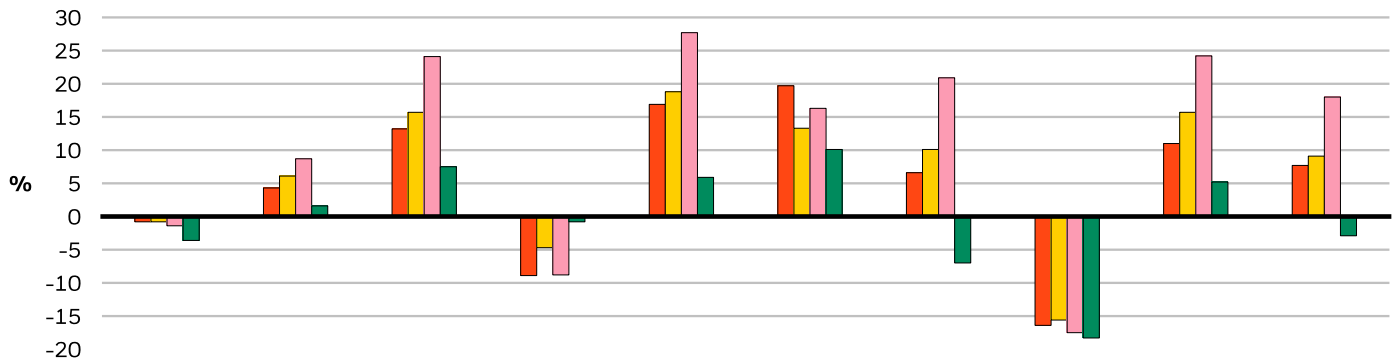
Settlement : Trade Date + 3 days

PORTFOLIO MANAGER(S)

Rick Rieder

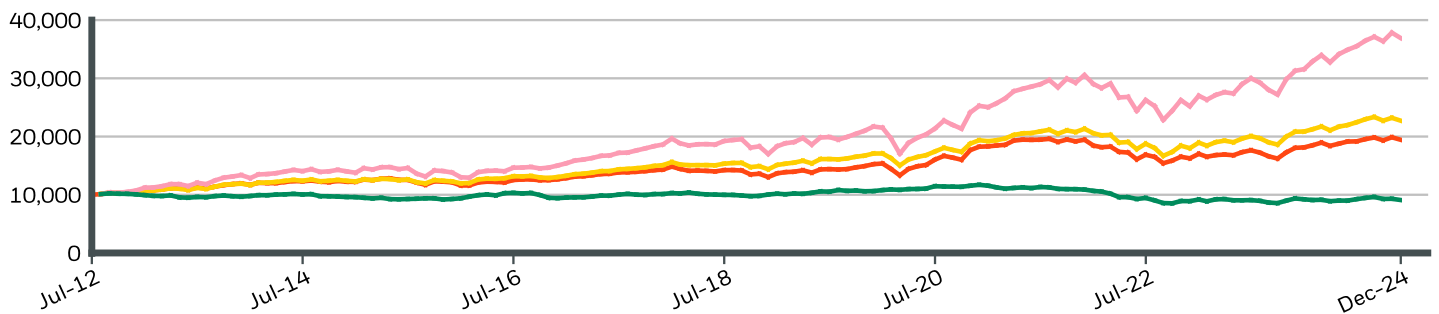
Russ Koesterich

CALENDAR YEAR PERFORMANCE



	2015	2016	2017	2018	2019	2020	2021	2022	2023	2024
Share Class	-0,82	4,29	13,20	-8,94	16,95	19,67	6,58	-16,40	11,01	7,70
Constraint¹	-0,78	6,06	15,69	-4,68	18,79	13,34	10,13	-15,59	15,69	9,09
Comparator²	-1,37	8,65	24,09	-8,77	27,74	16,33	20,95	-17,54	24,18	17,96
Comparator³	-3,57	1,60	7,49	-0,84	5,90	10,11	-6,97	-18,26	5,19	-2,87

GROWTH OF HYPOTHETICAL 10,000 SGD SINCE INCEPTION



CUMULATIVE & ANNUALISED PERFORMANCE

	CUMULATIVE (%)					ANNUALISED (% p.a.)		
	1m	3m	6m	YTD	1y	3y	5y	Since Inception
Share Class	-2,16	-1,97	1,57	7,70	7,70	-0,02	4,97	5,50
Constraint¹	-2,12	-2,73	3,38	9,09	9,09	2,13	5,87	6,83
Comparator²	-2,46	-0,60	5,74	17,96	17,96	6,50	11,19	-
Comparator³	-2,29	-5,44	1,14	-2,87	-2,87	-5,83	-3,08	-

The figures shown relate to past performance. Past performance is not a reliable indicator of current or future performance and should not be the sole factor of consideration when selecting a product or strategy. Share Class and Benchmark performance displayed in SGD, hedged share class benchmark performance is displayed in USD. Performance is shown on a Net Asset Value (NAV) basis, with gross income reinvested where applicable. The return of your investment may increase or decrease as a result of currency fluctuations if your investment is made in a currency other than that used in the past performance calculation. **Source:** BlackRock

- Share Class BGF Global Allocation Fund Class I2 Hedged Singapore Dollar
- Constraint¹ 36% S&P 500, 24% FTSE World (ex.US), 24% ICE BofA ML Cur 5-yr US Treasury, 16% FTSE Non-USD WGBI
- Comparator² FTSE World Index
- Comparator³ FTSE World Government Bond Index

Contact Us

For EMEA: +44 (0) 20 7743 3300 • www.blackrock.com • investor.services@blackrock.com

BGF Global Allocation Fund

Class I2 Hedged Singapore Dollar

BlackRock Global Funds



TOP EQUITY HOLDINGS (%)

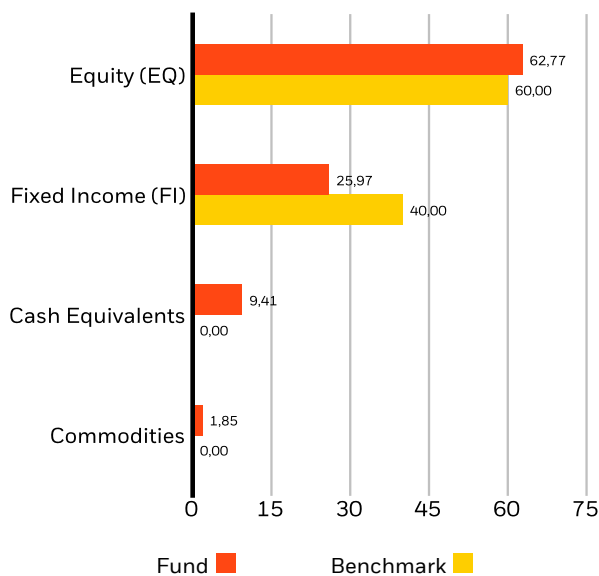
MICROSOFT CORP	2,89%
NVIDIA CORP	2,55%
APPLE INC	2,19%
AMAZON COM INC	2,03%
ALPHABET INC CLASS C	1,84%
META PLATFORMS INC CLASS A	1,15%
JPMORGAN CHASE & CO	0,90%
MASTERCARD INC CLASS A	0,90%
BROADCOM INC	0,85%
TESLA INC	0,82%
Total of Portfolio	16,12%

Holdings subject to change

PORTFOLIO CHARACTERISTICS

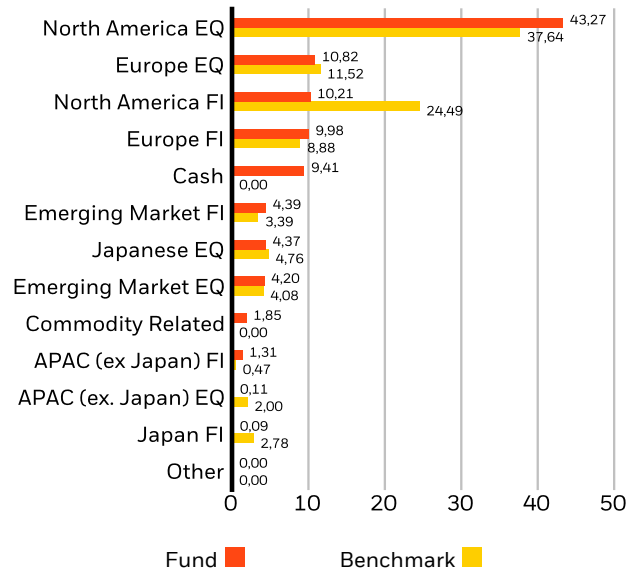
Equity Price/Earnings (FY1) : 20,48x
Effective Duration* : 1,97 yrs
Fixed Income Effective Duration : 7,59 yrs
Fixed Income + Cash Effective Duration : 5,49 yrs
Weighted Average Market Capitalization (M) : 691.092 USD
Number of Issuers : 1.208

ASSET ALLOCATION (%)²



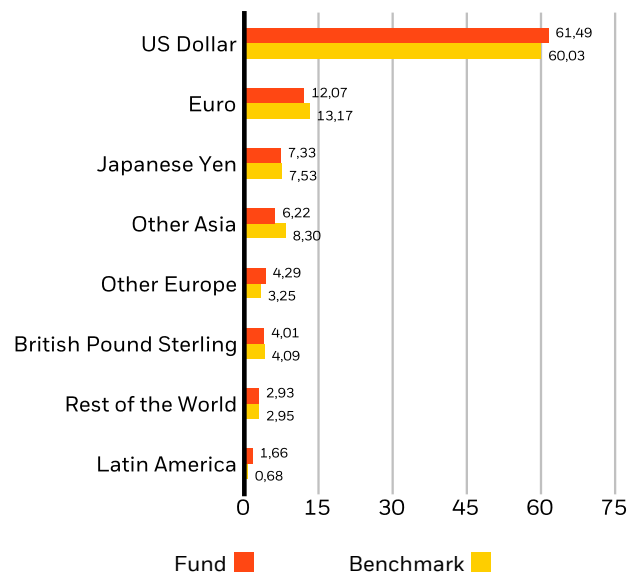
Allocations are subject to change. Source: BlackRock

REGIONAL ALLOCATION (%)²



Allocations are subject to change. Source: BlackRock

CURRENCY ALLOCATION (%)²



Allocations are subject to change. Source: BlackRock

Contact Us

For EMEA: +44 (0) 20 7743 3300 • www.blackrock.com • investor.services@blackrock.com

SUSTAINABILITY CHARACTERISTICS

Sustainability Characteristics can help investors integrate non-financial, sustainability considerations into their investment process. These metrics enable investors to evaluate funds based on their environmental, social, and governance (ESG) risks and opportunities. This analysis can provide insight into the effective management and long-term financial prospects of a fund.

The metrics below have been provided for transparency and informational purposes only. The existence of an ESG rating is not indicative of how or whether ESG factors will be integrated into a fund. The metrics are based on MSCI ESG Fund Ratings and, unless otherwise stated in fund documentation and included within a fund's investment objective, do not change a fund's investment objective or constrain the fund's investable universe, and there is no indication that an ESG or Impact focused investment strategy or exclusionary screens will be adopted by a fund. For more information regarding a fund's investment strategy, please see the fund's prospectus.

MSCI ESG % Coverage	87,13%	MSCI ESG Fund Rating (AAA-CCC)	A
MSCI ESG Quality Score - Peer Percentile	77,78%	MSCI ESG Quality Score (0-10)	6,74
Funds in Peer Group	243	Fund Lipper Global Classification	Mixed Asset USD Bal - Global
MSCI Weighted Average Carbon Intensity % Coverage	67,38%	MSCI Weighted Average Carbon Intensity (Tons CO2E/\$M SALES)	146,30

All data is from MSCI ESG Fund Ratings as of **21-Dec-2024**, based on holdings as of **31-Aug-2024**. As such, the fund's sustainable characteristics may differ from MSCI ESG Fund Ratings from time to time.

To be included in MSCI ESG Fund Ratings, 65% (or 50% for bond funds and money market funds) of the fund's gross weight must come from securities with ESG coverage by MSCI ESG Research (certain cash positions and other asset types deemed not relevant for ESG analysis by MSCI are removed prior to calculating a fund's gross weight; the absolute values of short positions are included but treated as uncovered), the fund's holdings date must be less than one year old, and the fund must have at least ten securities.

IMPORTANT INFORMATION:

Certain information contained herein (the "Information") has been provided by MSCI ESG Research LLC, a RIA under the Investment Advisers Act of 1940, and may include data from its affiliates (including MSCI Inc. and its subsidiaries ("MSCI")), or third party suppliers (each an "Information Provider"), and it may not be reproduced or disseminated in whole or in part without prior written permission. The Information has not been submitted to, nor received approval from, the US SEC or any other regulatory body. The Information may not be used to create any derivative works, or in connection with, nor does it constitute, an offer to buy or sell, or a promotion or recommendation of, any security, financial instrument or product or trading strategy, nor should it be taken as an indication or guarantee of any future performance, analysis, forecast or prediction. Some funds may be based on or linked to MSCI indexes, and MSCI may be compensated based on the fund's assets under management or other measures. MSCI has established an information barrier between equity index research and certain Information. None of the Information in and of itself can be used to determine which securities to buy or sell or when to buy or sell them. The Information is provided "as is" and the user of the Information assumes the entire risk of any use it may make or permit to be made of the Information. Neither MSCI ESG Research nor any Information Party makes any representations or express or implied warranties (which are expressly disclaimed), nor shall they incur liability for any errors or omissions in the Information, or for any damages related thereto. The foregoing shall not exclude or limit any liability that may not by applicable law be excluded or limited.

Contact Us

For EMEA: +44 (0) 20 7743 3300 • www.blackrock.com • investor.services@blackrock.com

GLOSSARY

MSCI ESG Fund Rating (AAA-CCC): The MSCI ESG Rating is calculated as a direct mapping of ESG Quality Scores to letter rating categories (e.g. AAA = 8.6-10). The ESG Ratings range from leader (AAA, AA), average (A, BBB, BB) to laggard (B, CCC).

MSCI ESG Quality Score (0-10): The MSCI ESG Quality Score (0 - 10) for funds is calculated using the weighted average of the ESG scores of fund holdings. The Score also considers ESG Rating trend of holdings and the fund exposure to holdings in the laggard category. MSCI rates underlying holdings according to their exposure to industry specific ESG risks and their ability to manage those risks relative to peers.

Fund Lipper Global Classification: The fund peer group as defined by the Lipper Global Classification.

MSCI Weighted Average Carbon Intensity (Tons CO2E/\$M SALES): Measures a fund's exposure to carbon intensive companies. This figure represents the estimated greenhouse gas emissions per \$1 million in sales across the fund's holdings. This allows for comparisons between funds of different sizes.

SFDR Classification: Article 8: Products that promote environmental or social characteristics and promote good governance practices. **Article 9:** Products that have sustainable investments as an objective and follow good governance practices. **Other:** Products that do not meet the criteria to be classified as Article 8 or 9.

Effective Duration: Effective duration is a measure of a fund's interest-rate sensitivity. Put simply, the longer a fund's duration, the more sensitive the fund is to shifts in interest rates. So a fund with a duration of 10 years is twice as volatile as a fund with a five-year duration.

MSCI ESG % Coverage: Percentage of the fund's holdings for which the MSCI ESG ratings data is available. The MSCI ESG Fund Rating, MSCI ESG Quality Score, and MSCI ESG Quality Score - Peer Percentile metrics are displayed for funds with at least 65% coverage.

MSCI ESG Quality Score - Peer Percentile: The fund's ESG Percentile compared to its Lipper peer group.

Funds in Peer Group: The number of funds from the relevant Lipper Global Classification peer group that are also in ESG coverage.

MSCI Weighted Average Carbon Intensity % Coverage: Percentage of the fund's holdings for which MSCI Carbon Intensity data is available. The MSCI Weighted Average Carbon Intensity metric is displayed for funds with any coverage. Funds with low coverage may not fully represent the fund's carbon characteristics given the lack of coverage.

Average Market Cap: The average market capitalization of a fund's equity portfolio gives you a measure of the size of the companies in which the fund invests. Market capitalization is calculated by multiplying the number of a company's shares outstanding by its price per share.

IMPORTANT INFORMATION:

*Assumes 0 duration for equities and commodity-related securities.

¹The Reference Benchmark is an unmanaged weighted index comprised as follows: 36% of the S&P 500 Index; 24% FTSE World (ex US) Index; 24% ICE BofA Merrill Lynch Current 5-year US Treasury Index; and 16% FTSE Non-US Dollar World Government Bond Index.

²0% of net assets represents the Fund's exposure based on the economic value of securities and is adjusted for futures, options, and swaps, and convertible bonds. Allocations subject to change. Numbers may not sum to 100% due to rounding.

Risk statistics are based on monthly fund returns for the 3-year period. Benchmark risk measures are calculated in relation to the FTSE World Index. Standard Deviation measures the volatility of the fund's returns. Higher deviation represents higher volatility. Sharpe Ratio uses a fund's standard deviation and its excess return (difference between the fund's return and the risk-free return of 90-day Treasury Bills) to determine reward per unit of risk.

In the European Economic Area (EEA): this is issued by BlackRock (Netherlands) B.V., authorised and regulated by the Netherlands Authority for the Financial Markets. Registered office Amstelplein 1, 1096 HA, Amsterdam, Tel: 020 – 549 5200, Tel: 31-20-549-5200. Trade Register No. 17068311. For your protection telephone calls are usually recorded.

BGF Funds: BlackRock Global Funds (BGF) is an open-ended investment company established and domiciled in Luxembourg which is available for sale in certain jurisdictions only. BGF is not available for sale in the U.S. or to U.S. persons. Product information concerning BGF should not be published in the U.S. BlackRock Investment Management (UK) Limited is the Principal Distributor of BGF and may terminate marketing at any time. In the UK subscriptions in BGF are valid only if made on the basis of the current Prospectus, the most recent financial reports and the Key Investor Information Document, and in EEA and Switzerland subscriptions in BGF are valid only if made on the basis of the current Prospectus, the most recent financial reports and the Packaged Retail and Insurance-based Investment Products Key Information Document (PRIIPs KID), which are available in the jurisdictions and local language where they are registered, these can be found at www.blackrock.com on the relevant product pages. Prospectuses, Key Investor Information Documents, PRIIPs KID and application forms may not be available to investors in certain jurisdictions where the Fund in question has not been authorised. Investors should understand all characteristics of the funds objective before investing, if applicable this includes sustainable disclosures and sustainable related characteristics of the fund as found in the prospectus, which can be found www.blackrock.com on the relevant product pages for where the fund is registered for sale. For information on investor rights and how to raise complaints please go to <https://www.blackrock.com/corporate/compliance/investor-right> available in local language in registered jurisdictions.

Any research in this document has been procured and may have been acted on by BlackRock for its own purpose. The results of such research are being made available only incidentally. The views expressed do not constitute investment or any other advice and are subject to change. They do not necessarily reflect the views of any company in the BlackRock Group or any part thereof and no assurances are made as to their accuracy.

This document is for information purposes only and does not constitute an offer or invitation to anyone to invest in any BlackRock funds and has not been prepared in connection with any such offer.

© 2025 BlackRock, Inc. All Rights reserved. BLACKROCK, BLACKROCK SOLUTIONS and iSHARES are trademarks of BlackRock, Inc. or its affiliates. All other trademarks are those of their respective owners.

Contact Us

For EMEA: +44 (0) 20 7743 3300 • www.blackrock.com • investor.services@blackrock.com