

iShares € Corp Bond 1-5yr UCITS ETF
Hedged U.S. Dollar (Distributing)
iShares III plc

June 2024

Performance, Portfolio Breakdowns and Net Assets information as at: 30-Jun-2024. All other data as at 04-Jul-2024.
This document is marketing material. For Investors in Luxembourg. Investors should read the KIID/PRIIPs document and prospectus prior to investing, and should refer to the prospectus for the funds full list of risks.

FUND OVERVIEW

The Fund seeks to track the performance of an index composed of Euro denominated investment grade corporate bonds.

KEY BENEFITS

1. Diversified exposure to short and medium term corporate bonds issued in Euro
2. Direct investment in corporate bonds across sectors (industrials, utilities and financial companies)
3. Euro denominated investment grade bond exposure

RISK INDICATOR

Lower Risk

Potentially Lower Rewards

Higher Risk

Potentially Higher Rewards



CAPITAL AT RISK: The value of investments and the income from them can fall as well as rise and are not guaranteed. Investors may not get back the amount originally invested.

KEY RISKS:

- Credit risk, changes to interest rates and/or issuer defaults will have a significant impact on the performance of fixed income securities. Potential or actual credit rating downgrades may increase the level of risk.
- Counterparty Risk: The insolvency of any institutions providing services such as safekeeping of assets or acting as counterparty to derivatives or other instruments, may expose the Share Class to financial loss.
- Credit Risk: The issuer of a financial asset held within the Fund may not pay income or repay capital to the Fund when due. If a financial institution is unable to meet its financial obligations, its financial assets may be subject to a write down in value or converted (i.e. "bail-in") by relevant authorities to rescue the institution.
- Liquidity Risk: Lower liquidity means there are insufficient buyers or sellers to allow the Fund to sell or buy investments readily.

PRODUCT INFORMATION

ISIN : IE000XFCOS45

Share Class Launch Date : 20-Sep-2023

Share Class Currency : USD

Total Expense Ratio : 0,25%

Use of Income : Distributing

Net Assets of Share Class (M) : 0,33 USD

KEY FACTS

Asset Class : Fixed Income

Benchmark : Bloomberg Euro Corporate 1-5 Year Bond Index

Fund Launch Date : 25-Sep-2009

Fund Base Currency : EUR

Distribution Frequency : Semi-Annual

Net Assets of Fund (M) : 4.109,48 EUR

SFDR Classification : Other

Domicile : Ireland

Methodology : Sampled

Issuing Company : iShares III plc

Product Structure : Physical

PORTFOLIO CHARACTERISTICS

Effective Duration : 2,76 yrs

Average Weighted Maturity : 2,92 yrs

Yield To Maturity : 3,78

Number of Holdings : 2.250

CALENDAR YEAR PERFORMANCE

Returns not available as there is less than one year performance data.



GROWTH OF HYPOTHETICAL 10,000 USD SINCE INCEPTION

Returns not available as there is less than one year performance data.

CUMULATIVE & ANNUALISED PERFORMANCE

Returns not available as there is less than one year performance data.

The figures shown relate to past performance. Past performance is not a reliable indicator of current or future performance and should not be the sole factor of consideration when selecting a product or strategy. Share Class and Benchmark performance displayed in USD, hedged share class benchmark performance is displayed in EUR. Performance is shown on a Net Asset Value (NAV) basis, with gross income reinvested where applicable. The return of your investment may increase or decrease as a result of currency fluctuations if your investment is made in a currency other than that used in the past performance calculation. **Source:** BlackRock

 Share Class iShares € Corp Bond 1-5yr UCITS ETF Hedged U.S. Dollar (Distributing)
 Benchmark Bloomberg Euro Corporate 1-5 Year Bond Index

Contact Us

For EMEA: +353 1 612 3394 • www.blackrock.com • investor.services@blackrock.com

iShares € Corp Bond 1-5yr UCITS ETF

Hedged U.S. Dollar (Distributing)

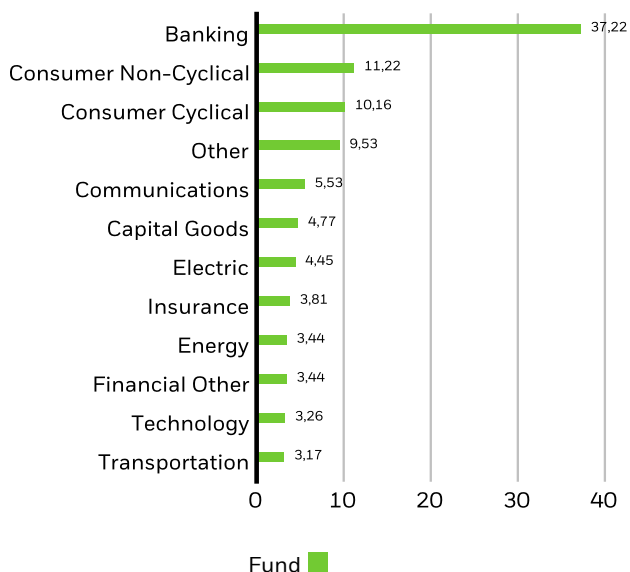
iShares III plc

TOP ISSUERS

BNP PARIBAS SA	1,66%
BANQUE FEDERATIVE DU CREDIT MUTUEL SA	1,61%
BANCO SANTANDER SA	1,48%
SOCIETE GENERALE SA	1,35%
BPCE SA	1,16%
ING GROEP NV	1,13%
VOLKSWAGEN INTERNATIONAL FINANCE NV	1,07%
UBS GROUP AG	1,03%
CREDIT AGRICOLE SA	0,93%
DEUTSCHE BANK AG	0,89%
Total of Portfolio	12,31%

Holdings subject to change

SECTOR BREAKDOWN (%)

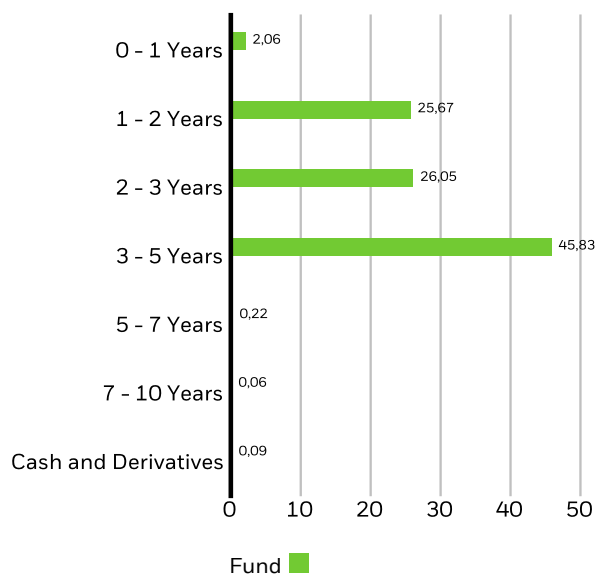


Allocations are subject to change. Source: BlackRock

TRADING INFORMATION

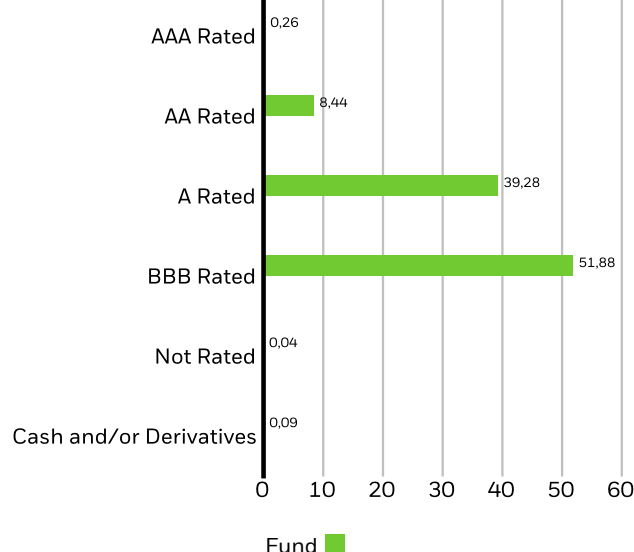
Exchange	Euronext Amsterdam
Ticker	IE1U
Bloomberg Ticker	IE1U NA
RIC	IE1U.AS
SEDOL	BQD1SZ2
Listing Currency	USD

MATURITY BREAKDOWN (%)



Allocations are subject to change. Source: BlackRock

CREDIT RATINGS (%)



Credit quality ratings on underlying securities of the fund are received from S&P, Moody's and Fitch and converted to the equivalent S&P major rating category. This breakdown is provided by BlackRock and takes the median rating of the three agencies when all three agencies rate a security the lower of the two ratings if only two agencies rate a security and one rating if that is all that is provided. Unrated securities do not necessarily indicate low quality. Below investment-grade is represented by a rating of BB and below. Ratings and portfolio credit quality may change over time.

Contact Us

For EMEA: +353 1 612 3394 • www.blackrock.com • investor.services@blackrock.com

iShares € Corp Bond 1-5yr UCITS ETF

Hedged U.S. Dollar (Distributing)

iShares III plc



SUSTAINABILITY CHARACTERISTICS

Sustainability Characteristics can help investors integrate non-financial, sustainability considerations into their investment process. These metrics enable investors to evaluate funds based on their environmental, social, and governance (ESG) risks and opportunities. This analysis can provide insight into the effective management and long-term financial prospects of a fund.

The metrics below have been provided for transparency and informational purposes only. The existence of an ESG rating is not indicative of how or whether ESG factors will be integrated into a fund. The metrics are based on MSCI ESG Fund Ratings and, unless otherwise stated in fund documentation and included within a fund's investment objective, do not change a fund's investment objective or constrain the fund's investable universe, and there is no indication that an ESG or Impact focused investment strategy or exclusionary screens will be adopted by a fund. For more information regarding a fund's investment strategy, please see the fund's prospectus.

MSCI ESG % Coverage	95,94%	MSCI ESG Fund Rating (AAA-CCC)	AA
MSCI ESG Quality Score - Peer Percentile	33,78%	MSCI ESG Quality Score (0-10)	7,25
Funds in Peer Group	299	Fund Lipper Global Classification	Bond EUR Corporates
MSCI Weighted Average Carbon Intensity % Coverage	97,88%	MSCI Weighted Average Carbon Intensity (Tons CO2E/\$M SALES)	89,31
MSCI Implied Temperature Rise (0-3.0+ °C)	> 2.0° - 2.5° C	MSCI Implied Temperature Rise % Coverage	86,92%

All data is from MSCI ESG Fund Ratings as of **21-Jun-2024**, based on holdings as of **31-May-2024**. As such, the fund's sustainable characteristics may differ from MSCI ESG Fund Ratings from time to time.

To be included in MSCI ESG Fund Ratings, 65% (or 50% for bond funds and money market funds) of the fund's gross weight must come from securities with ESG coverage by MSCI ESG Research (certain cash positions and other asset types deemed not relevant for ESG analysis by MSCI are removed prior to calculating a fund's gross weight; the absolute values of short positions are included but treated as uncovered), the fund's holdings date must be less than one year old, and the fund must have at least ten securities.

IMPORTANT INFORMATION:

Certain information contained herein (the "Information") has been provided by MSCI ESG Research LLC, a RIA under the Investment Advisers Act of 1940, and may include data from its affiliates (including MSCI Inc. and its subsidiaries ("MSCI")), or third party suppliers (each an "Information Provider"), and it may not be reproduced or disseminated in whole or in part without prior written permission. The Information has not been submitted to, nor received approval from, the US SEC or any other regulatory body. The Information may not be used to create any derivative works, or in connection with, nor does it constitute, an offer to buy or sell, or a promotion or recommendation of, any security, financial instrument or product or trading strategy, nor should it be taken as an indication or guarantee of any future performance, analysis, forecast or prediction. Some funds may be based on or linked to MSCI indexes, and MSCI may be compensated based on the fund's assets under management or other measures. MSCI has established an information barrier between equity index research and certain Information. None of the Information in and of itself can be used to determine which securities to buy or sell or when to buy or sell them. The Information is provided "as is" and the user of the Information assumes the entire risk of any use it may make or permit to be made of the Information. Neither MSCI ESG Research nor any Information Party makes any representations or express or implied warranties (which are expressly disclaimed), nor shall they incur liability for any errors or omissions in the Information, or for any damages related thereto. The foregoing shall not exclude or limit any liability that may not by applicable law be excluded or limited.

Contact Us

For EMEA: +353 1 612 3394 • www.blackrock.com • investor.services@blackrock.com

GLOSSARY

SFDR Classification: Article 8: Products that promote environmental or social characteristics and promote good governance practices.

Article 9: Products that have sustainable investments as an objective and follow good governance practices. **Other:** Products that do not meet the criteria to be classified as Article 8 or 9.

Funds in Peer Group: The number of funds from the relevant Lipper Global Classification peer group that are also in ESG coverage.

Fund Lipper Global Classification: The fund peer group as defined by the Lipper Global Classification.

MSCI Implied Temperature Rise % Coverage: Percentage of the fund's holdings for which MSCI Implied Temperature Rise data is available. The MSCI Implied Temperature Rise metric is displayed for funds with at least 65% coverage.

MSCI ESG Quality Score (0-10): The MSCI ESG Quality Score (0 - 10) for funds is calculated using the weighted average of the ESG scores of fund holdings. The Score also considers ESG Rating trend of holdings and the fund exposure to holdings in the laggard category. MSCI rates underlying holdings according to their exposure to industry specific ESG risks and their ability to manage those risks relative to peers.

MSCI Weighted Average Carbon Intensity (Tons CO2E/\$M SALES): Measures a fund's exposure to carbon intensive companies. This figure represents the estimated greenhouse gas emissions per \$1 million in sales across the fund's holdings. This allows for comparisons between funds of different sizes.

Yield to Maturity: Yield to Maturity (YTM) is the discount rate that equates the present value of bond's cash flows with its market price (including accrued interest). The fund YTM is the weighted average of fund's individual bond holding YTM's based upon Net Asset Value ('NAV'). The measure does not include fees and expenses. For callable bonds, YTM is the Yield-to-Worst.

MSCI ESG % Coverage: Percentage of the fund's holdings for which the MSCI ESG ratings data is available. The MSCI ESG Fund Rating, MSCI ESG Quality Score, and MSCI ESG Quality Score - Peer Percentile metrics are displayed for funds with at least 65% coverage.

Effective Duration: Effective duration is a measure of a fund's interest-rate sensitivity. Put simply, the longer a fund's duration, the more sensitive the fund is to shifts in interest rates. So a fund with a duration of 10 years is twice as volatile as a fund with a five-year duration.

MSCI ESG Fund Rating (AAA-CCC): The MSCI ESG Rating is calculated as a direct mapping of ESG Quality Scores to letter rating categories (e.g. AAA = 8.6-10). The ESG Ratings range from leader (AAA, AA), average (A, BBB, BB) to laggard (B, CCC).

MSCI Implied Temperature Rise (0-3.0+ °C): Implied Temperature Rise (ITR) is used to provide an indication of alignment to the temperature goal of the Paris Agreement for a company or a portfolio. ITR employs open source 1.55°C decarbonization pathways derived from the Network of Central Banks and Supervisors for Greening the Financial System (NGFS). These pathways can be regional and sector specific and set a net zero target of 2050. We make use of this feature for all GHG scopes. A net zero emissions economy is one that balances emissions and removals. Because the ITR metric is calculated in part by considering the potential for a company within the fund's portfolio to reduce its emissions over time, it is forward looking and prone to limitations. As a result, BlackRock publishes MSCI's ITR metric for its funds in temperature range bands. The bands help to underscore the underlying uncertainty in the calculations and the variability of the metric.

MSCI ESG Quality Score - Peer Percentile: The fund's ESG Percentile compared to its Lipper peer group.

MSCI Weighted Average Carbon Intensity % Coverage: Percentage of the fund's holdings for which MSCI Carbon Intensity data is available. The MSCI Weighted Average Carbon Intensity metric is displayed for funds with any coverage. Funds with low coverage may not fully represent the fund's carbon characteristics given the lack of coverage.

Contact Us

For EMEA: +353 1 612 3394 • www.blackrock.com • investor.services@blackrock.com

IMPORTANT INFORMATION:

In the European Economic Area (EEA): This is issued by BlackRock (Netherlands) B.V. is authorised and regulated by the Netherlands Authority for the Financial Markets. Registered office Amstelplein 1, 1096 HA, Amsterdam, Tel: 020 – 549 5200, Tel: 31-20-549-5200. Trade Register No. 17068311 For your protection telephone calls are usually recorded.

iShares plc, iShares II plc, iShares III plc, iShares IV plc, iShares V plc, iShares VI plc and iShares VII plc (together 'the Companies') are open-ended investment companies with variable capital having segregated liability between their funds organised under the laws of Ireland and authorised by the Central Bank of Ireland.

Further information about the Fund and the Share Class, such as details of the key underlying investments of the Share Class and share prices, is available on the iShares website at www.ishares.com or by calling +44 (0)845 357 7000 or from your broker or financial adviser. The indicative intra-day net asset value of the Share Class is available at <http://deutsche-boerse.com> and/or <http://www.reuters.com>. A UCITS ETF's units / shares that have been acquired on the secondary market cannot usually be sold directly back to the UCITS ETF itself. Investors who are not Authorised Participants must buy and sell shares on a secondary market with the assistance of an intermediary (e.g. a stockbroker) and may incur fees and additional taxes in doing so. In addition, as the market price at which the Shares are traded on the secondary market may differ from the Net Asset Value per Share, investors may pay more than the then current Net Asset Value per Share when buying shares and may receive less than the current Net Asset Value per Share when selling them.

For investors in Luxembourg: This document is marketing material. The Companies have been notified to the Commission de Surveillance du Secteur Financier in Luxembourg in order to market their shares for sale to the public in Luxembourg and the Companies are notified Undertaking in Collective Investment for Transferable Securities (UCITS). The Companies have not been listed on the Luxembourg Stock Exchange, investors should contact their broker for further information. Investment is subject to the Prospectus, the Packaged Retail and Insurance-based Investment Products Key Information Document (PRIIPs KID) and all documents (the main/umbrella Prospectus, the Supplement[s], the latest and any previous annual and semi-annual reports of the Companies and the Memorandum and Articles of Association of the Companies) will be available in the Luxembourg, free of charge, from the offices of the Local Agent, BNP Paribas Securities Services, Luxembourg Branch 33, rue de Gasperich Howald – Hesperange L-2085 Luxembourg or by visiting the website on www.ishares.com which are available in English. Investors should read the fund specific risks in the Packaged Retail and Insurance-based Investment Products Key Information Document (PRIIPs KID) and the Company's Prospectus. BlackRock may terminate marketing at any time. Investors should understand all characteristics of the funds objective before investing. For information on investor rights and how to raise complaints please go to <https://www.blackrock.com/corporate/compliance/investor-right> available in English.

Capital at risk: Past performance is not a reliable indicator of current or future results and should not be the sole factor of consideration when selecting a product or strategy. Changes in the rates of exchange between currencies may cause the value of investments to diminish or increase. Fluctuation may be particularly marked in the case of a higher volatility fund and the value of an investment may fall suddenly and substantially. Levels and basis of taxation may change from time to time. BlackRock has not considered the suitability of this investment against your individual needs and risk tolerance. The data displayed provides summary information. Investment should be made on the basis of the relevant Prospectus which is available from the manager. The products mentioned in this document are intended for information purposes only and do not constitute investment advice or an offer to sell or a solicitation of an offer to buy the securities described within. This document may not be distributed without authorisation from BlackRock.

Restricted Investors: This document is not, and under no circumstances is to be construed as an advertisement or any other step in furtherance of a public offering of shares in the United States or Canada. This document is not aimed at persons who are resident in the United States, Canada or any province or territory thereof, where the companies/securities are not authorised or registered for distribution and where no prospectus has been filed with any securities commission or regulatory authority. The companies/securities may not be acquired or owned by, or acquired with the assets of, an ERISA Plan.

Bloomberg Finance L.P. and its affiliates (collectively, "Bloomberg") are not affiliated with BlackRock and do not approve, endorse, review, or recommend iShares iBonds Dec 2025 Term \$ Corp UCITS ETF USD (Acc). Bloomberg and Bloomberg MSCI December 2025 Maturity USD Corporate ESG Screened Index are trademarks or service marks of Bloomberg Finance L.P. and have been licensed to BlackRock. Bloomberg does not guarantee the timeliness, accurateness, or completeness of any data or information relating to the Index.

Any research in this document has been procured and may have been acted on by BlackRock for its own purpose. The results of such research are being made available only incidentally. The views expressed do not constitute investment or any other advice and are subject to change. They do not necessarily reflect the views of any company in the BlackRock Group or any part thereof and no assurances are made as to their accuracy.

© 2024 BlackRock, Inc. All Rights reserved. BLACKROCK, BLACKROCK SOLUTIONS and iSHARES are trademarks of BlackRock, Inc. or its subsidiaries in the United States and elsewhere. All other trademarks are those of their respective owners.

Contact Us

For EMEA: +353 1 612 3394 • www.blackrock.com • investor.services@blackrock.com