

Performance, Portfolio Breakdowns and Net Assets information as at: 30-Nov-2024.

FUND OVERVIEW

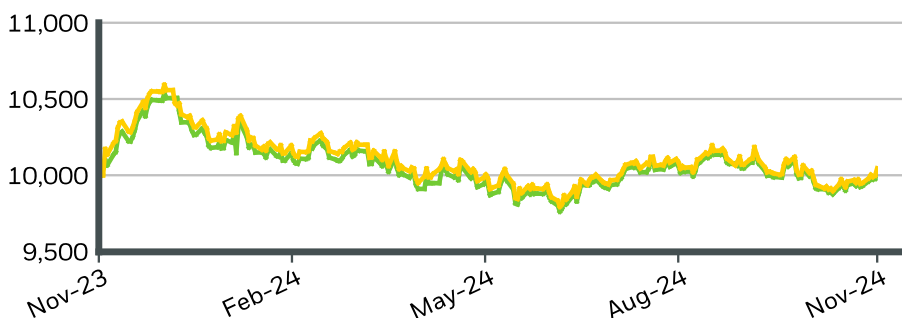
The iShares 7-10 Year France Government Bond JPY Hedged ETF seeks to track the performance of the FTSE France Government Bond 7-10 Years Index – Japanese Investment Trust, currency-hedged in JPY terms. The FTSE France Government Bond Index – Japanese Investment Trust, currency-hedged in JPY terms is a market capital weighted index that is comprised of France government bonds with maturities of at least 7 years and less than 10 years. The fund is currency hedged and aims to mitigate the risk of exchange rate fluctuations of assets denominated in foreign currencies.

Click [here](#) for more details about the underlying index.

WHY 2259 ?

1. Exposure to France government bonds (at least 7 years, and less than 10 years) whilst aiming to mitigate exposure to fluctuations between the value of the Euro relative to the Yen and use to diversify internationally and seek long-term asset building.
2. Listed on the Tokyo Stock Exchange as a U.S. treasury fund dominated in JPY and tradable during market hours similar to a listed stock.
3. Is as an eligible fund under the growth framework of the NISA program.

GROWTH OF HYPOTHETICAL 10,000 JPY SINCE INCEPTION



Fund ■

Benchmark ■

The Hypothetical Growth of ¥10,000 chart reflects a hypothetical ¥10,000 investment and assumes reinvestment of dividends before taxes. Fund expenses, including management fees and other expenses are deducted. The performance quoted represents past performance and does not guarantee future results.

CUMULATIVE AND ANNUALISED PERFORMANCE

	Cumulative					Annualised		
	1m	3m	6m	YTD	1y	3y	5y	S.I.
Fund	1.10	0.01	1.48	-4.58	-0.72	-	-	0.83
Benchmark	1.08	-0.04	1.29	-4.86	-1.24	-	-	0.45

CALENDAR YEAR PERFORMANCE

	2019	2020	2021	2022	2023
Fund	-	-	-	-	-
Benchmark	-	-	-	-	-

The fund performance shown above assumes reinvestment of distributions before taxes. Fund expenses, including management fees and other expense are deducted. Cumulative performance shows the aggregate return over the stated period. Annualized performance shows the compounded average yearly return over the stated period.

The investment results shown above reflect past performance and are not indicative of future performance. Investment results are not guaranteed. There is potential for discrepancies between the movement of the fund NAV and the underlying index

KEY FACTS

Asset Class : Fixed Income

Benchmark : FTSE French Government Bond 7-10 Year JIT JPY Hedged Index

Fund Inception Date : 27-Nov-2023

Share Class Currency : JPY

Distribution Frequency : Quarterly

Fund Size (mil) : 10,833.62 JPY

Domicile : Japan

ISIN : JP3050210008

SEDOL : BRBXCC2

Trade Board Lot : 10

Shares Outstanding : 54,583,980

Exchange : Tokyo Stock Exchange

NISA Eligibility : Growth Only

* Refer to page 3 for detailed fund expenses and fees

* Number of holdings is exclusive of forwards and futures positions

Index Description

The FTSE France Government Bond Index – Japanese Investment Trust, currency-hedged in JPY terms is a market capital weighted index that is comprised of France government bonds with maturities of at least 7 years and less than 10 years.

FEES AND CHARGES

Trust Fee excl. tax : 0.1000%

Trust Fee incl. tax : 0.1100%

PORTFOLIO CHARACTERISTICS

Average Weighted Maturity : 8.62 yrs

Weighted Avg YTM : 2.66%

Effective Duration : 7.73 yrs

Number of Holdings : 7

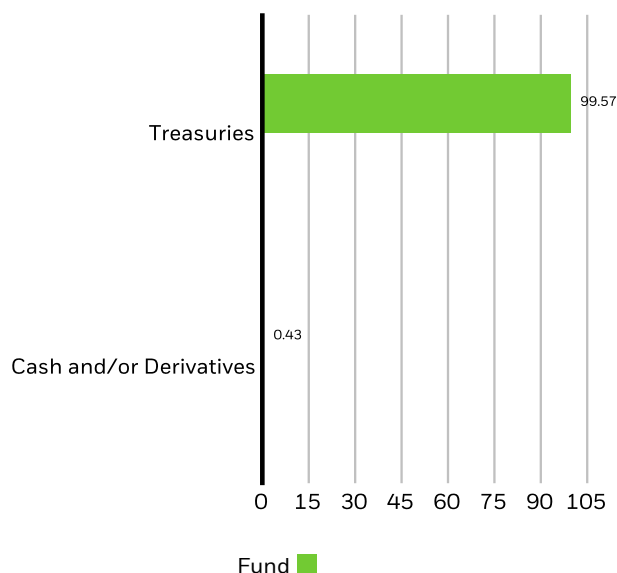
iShares 7-10 Year France Government Bond JPY Hedged ETF

TOP ISSUERS

FRANCE (REPUBLIC OF)	99.57%
	99.57%

Holdings subject to change

SECTOR BREAKDOWN (%)



* Based on GICs industry classification

*Sector Breakdown data shows the breakdowns of the foreign domiciled ETF into which the fund invests and does not represent the breakdowns of the assets held directly by the fund.

*Sector Breakdown weightings are subject to change. The data source for Sector Breakdown is sourced in-house.

FUND DISTRIBUTIONS

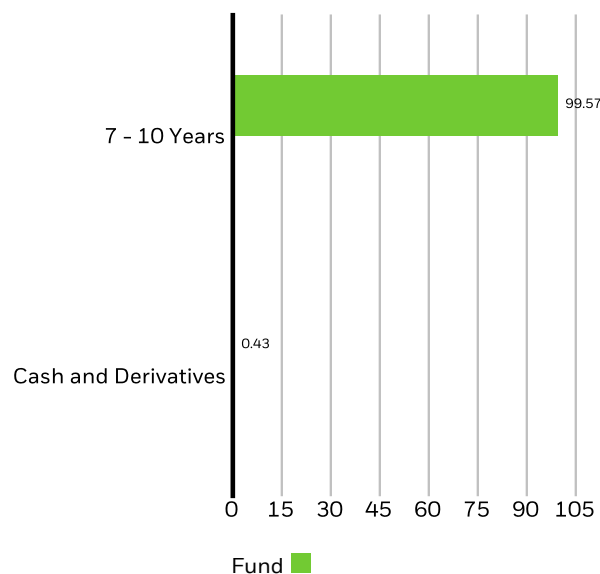
Ex-Date	Distribution per share (JPY)
11-Oct-2024	0.9000 JPY
11-Jul-2024	1.1000 JPY
11-Apr-2024	1.0000 JPY
11-Jan-2024	0.2000 JPY

The distribution data shows the dividend amount before taxes on a per unit basis.

The distribution amount is determined on the record dates. As a general rule the entire amount of distributable income from the trust assets are distributed after deducting expenses however there may be cases where part or all of the distributable income is reserved for future distributions.

Past distributions are not indicative of future distributions. There is no guarantee that distributions will be paid

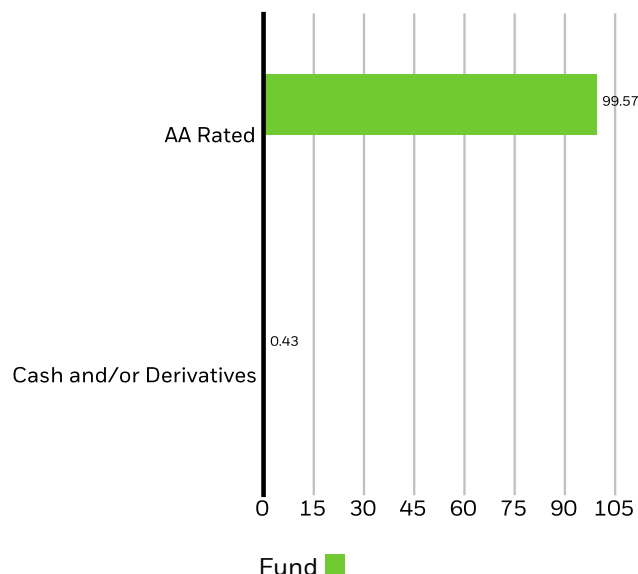
MATURITY BREAKDOWN (%)



* Maturity breakdown weightings are subject to change.

* The data source for the above has changed on June 30th 2019. The Breakdown % on or after June 30th 2019 is based on data sourced in-house. Breakdown % shown prior to June 30th 2019 is based on accounting book of records.

CREDIT RATINGS (%)



Credit quality ratings on underlying securities of the fund are received from S&P, Moody's and Fitch and converted to the equivalent S&P major rating category. This breakdown is provided by BlackRock and takes the median rating of the three agencies when all three agencies rate a security the lower of the two ratings if only two agencies rate a security and one rating if that is all that is provided. Unrated securities do not necessarily indicate low quality. Below investment-grade is represented by a rating of BB and below. Ratings and portfolio credit quality may change over time.

iShares 7-10 Year France Government Bond JPY Hedged ETF

iShares
by BlackRock

GLOSSARY

Effective Duration: Effective duration is a measure of a fund's interest-rate sensitivity. Put simply, the longer a fund's duration, the more sensitive the fund is to shifts in interest rates. So a fund with a duration of 10 years is twice as volatile as a fund with a five-year duration.

Yield to Maturity: Yield to Maturity (YTM) is the discount rate that equates the present value of bond's cash flows with its market price (including accrued interest). The fund YTM is the weighted average of fund's individual bond holding YTM's based upon Net Asset Value ('NAV'). The measure does not include fees and expenses. For callable bonds, YTM is the Yield-to-Worst.

IMPORTANT INFORMATION:

All other data as at 08-Dec-2024.

Fund Expenses and Fees

Trading Costs (when trading on the exchange)

Trading commissions will vary depending on the broker. Please contact your broker for further details.

Fees on Creations (when creating units through an Authorized Participant)

Commissions (including consumption taxes, etc.) to be determined by each individual Authorized Participant may be charged for creating units of the ETF. Please contact the Authorized Participant for further details.

Fees on Redemptions (when redeeming units through an Authorized Participant)

Commissions (including consumption taxes, etc.) to be determined by each individual Authorized Participant may be charged for redeeming or repurchasing units of the ETF. Please contact the Authorized Participant for further details.

Fund Management Fee (Trust Fee)

A fund management fee will be charged on the fund's total net assets at an annual rate of 0.11% (0.10% excluding taxes). The management fee (trust fee) is paid out of fund assets at the fund's book close dates and or at the termination of the trust.

Other Fees and Expenses

Listing fees and costs associated with index licensing are capped at an annual rate of 0.022% (0.020% excluding taxes) of the fund's total net assets. This cost is paid out of fund assets at the fund's book close dates and or at the termination of the trust. Trading costs and other miscellaneous expenses are paid out of the fund at the end of the fund's book close dates, at the termination of the trust and or as costs arise. If the fund participates in securities lending, at minimum 50% of the proceeds will be attributed to the fund at the end of the fund's book close dates and or when the proceeds are realized. The maximum fee levels for total other fees and expenses cannot be disclosed as the total fee may fluctuate based on fund performance and other factors.

*Refer to the "Fund Expenses and Fees" section of the fund prospectus for further details.

Investment Risks

Fluctuations of the NAV

The NAV of the fund is affected by fluctuations in the prices of the investment securities held by the fund. All profits and losses arising from investment management of the fund are attributable to the investor. Accordingly, the principal invested and profits arising from these investments are not guaranteed. Investors may incur a loss and the principal invested may fall below par as the result of a decline in the NAV. Investment trusts are different from bank deposits.

Interest Rate Risk

The fund invests in France government bonds. The price of bonds decreases in the when interest rates increase which may be led on by political, economical, social or other factors. Accordingly, the performance of the fund is affected by fluctuations in interest rates.

Credit Risk

The fund invests in France government bonds. Default may occur due to the financial conditions of the issuers in which the fund invests deteriorates. In the case of default, the price of bonds will decrease, and the performance of the fund will be negatively affected. The value of bonds in the fund may fluctuate due to changes in the bonds ratings.

Exchange Rate Risk

The fund invests in assets denominated in foreign currencies. Although the fund aims to ensure returns in JPY terms and conducts currency hedging, the fund may not be able to fully hedge the entire portion of the fund holdings. In addition, if the interest rate of the hedged currency is higher than that of Japanese yen, hedging costs will arise.

Country Risk

The fund invests in France government bonds. The price of bonds may fluctuate due to changes to the political and economic situation, as well as changes to currency or capital regulations and other factors in the country in which the fund invests.

Derivative Transaction Risk

The fund may use derivative transactions such as futures and options for the purpose of efficient management of the fund and to protect the fund from fluctuations in securities prices, interest and FX rates. There are costs associated with derivative transactions which will affect the performance of the fund. In addition, derivative transactions will not necessarily be used, and there is no guarantee that a specific outcome can be achieved even if derivative transactions are used.

Securities Lending Risk

Lending of securities involves counterparty risks such as counterparty defaults due to bankruptcy, etc. The fund may suffer losses as a result of such defaults.

Difference in NAV and Trading Price

The trading price of the fund fluctuates continuously throughout trading hours based on market supply and demand, rules and regulations of the exchange, differences in trading time zones and or trading venues of the underlying assets. As a result, the trading price may deviate from the fund's NAV.

*Refer to the "Investment Risks" section of the fund prospectus for further details.

Copyrights of the FTSE France Government Bond 7-10 Years Index – Japanese Investment Trust, currency-hedged in JPY terms

The iShares 7-10 Year France Government Bond JPY Hedged ETF FTSE France Government Bond 7-10 Years Index – Japanese Investment Trust, currency-hedged in JPY terms is not in any way connected to or sponsored, endorsed, sold or promoted by the London Stock Exchange Group plc and its group undertakings (collectively, the "LSE Group"). The LSE Group does not accept any liability whatsoever to any person arising out of the use of the iShares 7-10 Year France Government Bond JPY Hedged ETF FTSE France Government Bond 7-10 Years Index – Japanese Investment Trust, currency-hedged in JPY terms or the underlying data.

©2024 BlackRock. All Rights Reserved. iShares® and BlackRock® are registered trademarks of BlackRock, Inc. or its subsidiaries in the United States and elsewhere. All other trademarks, service marks or registered trademarks are the property of their respective owners.

BlackRock Japan Co., Ltd.

Registered as Financial Instrument Firm: Director General of the Kanto Local financial Bureau (Kinsho) No. 375

Participating Associations: Japan Investment Advisers Association, The Investment Trusts Association, Japan, Japan Securities Dealers Association, Type II Financial Instruments Firms Association