



# Precision insights: Sectors

Updated January 2024

## Taking stock of Q3 earnings

The Q3 reporting season saw a slight recovery in US earnings, with earnings per share (EPS) moving back into positive territory at the headline level (3% YoY). In the eurozone, however, EPS contracted at the headline level (-3% YoY), weighed down by results from the materials and energy sectors.<sup>1</sup> See page 2 for more.























<sup>1</sup> Source: Source: JP Morgan, as of 17 November 2023.

## Sector selectivity: blending bright spots and havens

We outline our latest views on sectors, updated regularly to reflect the latest macro and microeconomic developments.

Click through to explore our precision sector views in detail.

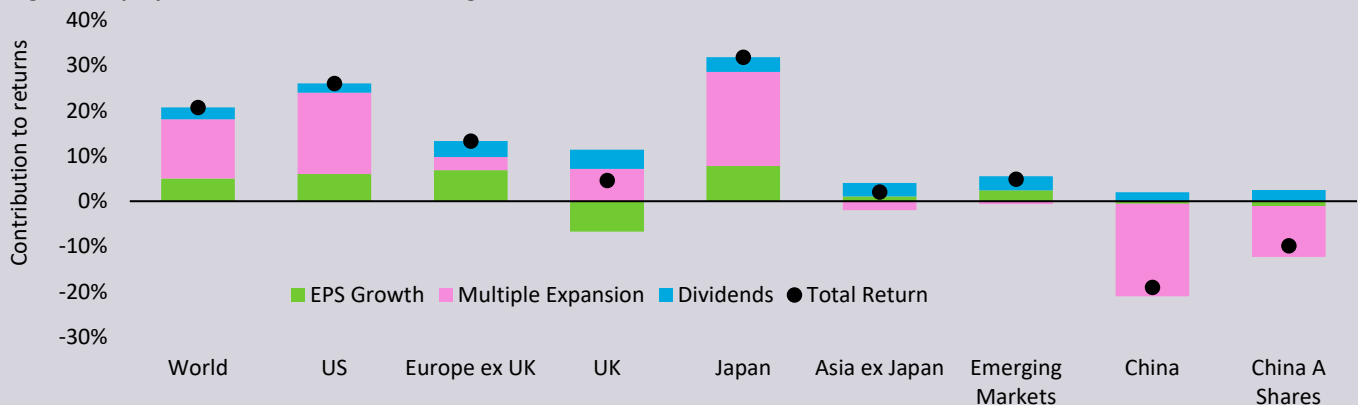


Sector	View	Outlook
 <b>Communication services</b>		We remain underweight communications services, with unremarkable fundamentals and a strong 2023 meaning that valuations are slightly more elevated.
 <b>Consumer discretionary</b>		We stay mixed on the consumer discretionary sector: despite tailwinds for European luxury, the automobiles subsector remains a risk.
 <b>Consumer staples</b>		We bring staples up to a mixed view: profitability has improved and valuations have come down.
 <b>Energy</b>		Energy remains one of our highest conviction sector calls, especially in the US. The sector remains cheap versus its own history.
 <b>Financials</b>		We maintain a mixed view on global financials, but retain our preference for European banks, where we see potential value.
 <b>Healthcare</b>		Healthcare remains a defensive position in our view – valuations look justified and profitability is high.
 <b>Industrials</b>		We remain positive on global industrials, but tilt towards Europe, where the sector has been able to capture the reshoring and nearshoring trade.
 <b>Information technology</b>		We keep our preference for tech as a quality allocation, despite a strong 2023 for the sector.
 <b>Materials</b>		We stay mixed on the materials sector, after yet another underwhelming earnings season. We prefer to stay selective, tilting towards the mining subsector.
 <b>Real estate</b>		We close out our underweight on the real estate sector as valuations have become more attractive. While the macro backdrop is still uncertain, real estate was excessively punished in 2023, in our view.
 <b>Utilities</b>		We have no strong view on utilities. The sector comes at a premium for its defensive qualities, although valuations have started to come down.

## Taking stock of Q3 2023 earnings

At the headline level, US earnings shifted back into positive territory in the Q3 season, with 3% YoY EPS growth, while eurozone earnings continued to be weighed down by poor results from materials and energy firms, leading to -3% YoY EPS growth for the region.<sup>2</sup> The significance of earnings increased throughout 2023: they were the largest contributor to returns in the eurozone, albeit playing second fiddle to multiple expansion in the US. Heading into 2024, we believe there is room for earnings to play an even larger role in global equity returns. In this new investing regime of higher macro and market volatility, we see increased dispersion among sectors, and fundamentals should play more of a role in helping drive this dispersion.

Figure 1: Equity sources of total return, trailing 12 months

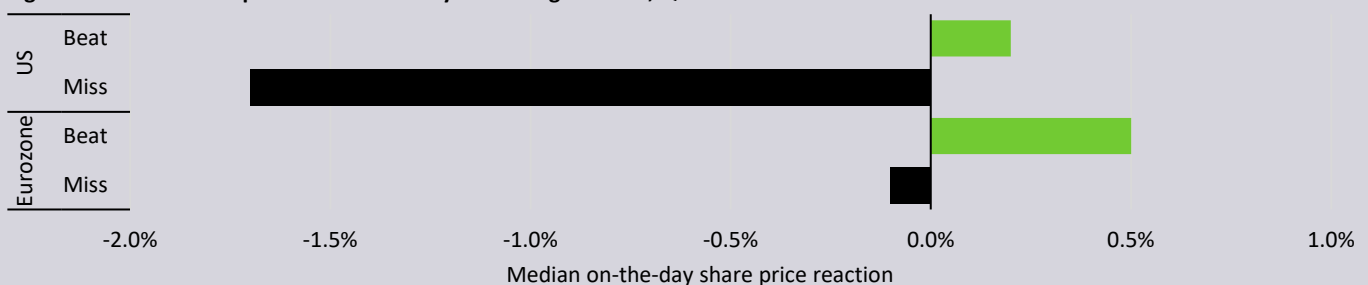


The figures shown relate to past performance. Past performance is not a reliable indicator of current or future results. Source: LSEG Datastream, MSCI and BlackRock Investment Institute, as of 5 January 2024. The bars show the breakdown of each market's 12-month return into dividends, earnings growth and valuation. The dots show each market's total 12m local currency returns. Earnings growth is based on the 12m change in 12m forward IBES earnings estimates. World is defined as MSCI ACWI. Returns based on MSCI Indices. See Figure 5 overleaf for five-year performance history.

### Key trends from the Q3 season

- Divergence in reaction:** expectations for US earnings remained high heading into the Q3 earnings season, and have been sequentially increased post-reporting as well. This meant that, relative to the eurozone, the bar was high: US stocks were not generally rewarded for beating expectations, and were broadly punished when missing the high bar. In the US, the median 0.2% on-the-day share price rise in response to a beat was in line with the Q2 reporting season, while the 1.7% drop in response to a miss was marginally better than the 1.8% fall in the previous reporting season. In general, the reaction in the US was in line with what we saw earlier in 2023: beating on earnings didn't generally lead to positive price action. In the eurozone, however, not only were expectations not as high, but the beat rate was also lower at 55%. This resulted in beats being rewarded at the highest rate since Q3 2022, with a median move of 0.5% on the day, while misses were punished with a median 0.1% fall, in line with the previous quarter.<sup>3</sup>
- Communication services (40% EPS growth YoY) and consumer discretionary (56% YoY) led the way in the US,** with all sectors apart from energy, materials and healthcare contributing positive EPS growth. The same three sectors, as well as consumer staples, also contributed negative EPS growth in the eurozone, dragging the overall EPS figure into negative territory. Once again, for both regions, the ex-energy EPS growth reading (6% for the eurozone and 9% for the US) was much higher than the headline figures. **In the eurozone, financials (22%) and consumer discretionary led earnings.**<sup>4</sup>
- Expectations for 2024 earnings in the US rose after the Q3 season, while in contrast, upwards revisions in the eurozone have been more muted.** Delving into the season in the eurozone in particular, guidance has remained weaker, with clear dispersion among sectors: materials and industrials companies were by far the most cautious on their 2024 outlooks, while utilities and tech firms remain relatively optimistic. Banks and energy – two sectors we like in the eurozone – are two of the main drivers of the upgrades, after a relatively solid Q3 season.<sup>5</sup>

Figure 2: Median share price reaction on day of earnings release, Q3 2023



The figures shown relate to past performance. Past performance is not a reliable indicator of current or future results. Source: JP Morgan, as of 27 November 2023.

2-4 Source: JP Morgan, as of 17 November 2023. 5 Source: Barclays, as of 10 November 2023.

## A framework for analysing sectors

We pay close attention to how profitability and valuations appear in the current environment and use this framework in conjunction with our qualitative assessment of macro and microeconomic trends to gauge each sector's outlook. The table below highlights Z-scores for MSCI World sectors across a range of metrics, with high profitability and reasonable valuations increasing the attractiveness of a sector.

**Figure 4: Framework for analysing profitability and valuations of MSCI World sector index range, November 2023**

	Profitability			Valuations		
	EPS	EBITDA	CPS	P/E	P/B	Earnings yield prem./disc. to 10Y avg
MSCI World Communication Services	1.27	-0.51	-0.71	0.23	0.73	0.23%
MSCI World Consumer Discretionary	2.13	2.51	2.28	0.24	0.81	0.27%
MSCI World Consumer Staples	2.15	2.25	1.71	-0.43	0.49	-0.14%
MSCI World Energy	1.32	1.04	1.53	-0.98	1.07	-4.07%
MSCI World Financials	1.49	-0.07	0.49	-0.67	2.02	-0.50%
MSCI World Healthcare	1.49	1.53	1.61	1.07	0.65	0.35%
MSCI World Industrials	1.93	2.20	2.68	0.38	1.15	0.30%
MSCI World Information Technology	1.80	1.78	1.61	1.30	1.26	1.10%
MSCI World Materials	0.76	0.54	1.16	-0.02	0.21	-0.02%
MSCI World Real Estate	7.21	7.23	6.90	2.00	3.17	0.61%
MSCI World Utilities	2.96	2.87	0.98	-1.54	0.03	-0.75%

Source: BlackRock and LSEG Datastream, as of 20 November 2023.

**Figure 5: Five-year performance of MSCI regional and sector indices**

Performance (%)	2018	2019	2020	2021	2022	2023
MSCI All-Country World (ACWI)	-9.41	26.60	16.25	18.54	-18.36	22.20
MSCI USA	-5.04	30.88	20.73	26.45	-19.85	26.49
MSCI Europe ex UK	-15.14	24.81	10.91	15.66	-17.96	21.69
MSCI UK	-14.15	21.05	-10.47	18.50	-4.84	14.09
MSCI Japan	-12.88	19.61	14.48	1.71	-16.65	20.32
MSCI Asia ex Japan	-14.37	18.17	25.02	-4.72	-19.67	5.98
MSCI Emerging Markets	-14.57	18.42	18.31	-2.54	-20.09	9.83
MSCI China	-18.88	23.46	29.49	-21.72	-21.93	-11.20
MSCI China A	-28.26	36.17	43.20	3.20	-25.90	-13.47
MSCI World	-8.71	27.67	15.90	21.82	-18.14	23.79
MSCI World Communication Services	-10.02	27.39	22.98	14.35	-36.93	45.55
MSCI World Consumer Discretionary	-5.51	26.57	36.62	17.93	-33.36	35.05
MSCI World Consumer Staples	-10.10	22.80	7.78	13.06	-6.13	2.31
MSCI World Energy	-15.84	11.45	-31.46	40.09	46.01	2.54
MSCI World Financials	-16.97	25.51	-2.84	27.87	-10.19	16.16
MSCI World Healthcare	2.51	23.24	13.52	19.80	-5.41	3.76
MSCI World Industrials	-14.54	27.77	11.68	16.60	-13.20	23.16
MSCI World Information Technology	-2.60	47.55	43.78	29.85	-30.79	53.27
MSCI World Materials	-16.93	23.35	19.94	16.32	-10.75	14.77
MSCI World Real Estate	-5.04	26.07	-5.27	36.02	-25.91	10.10
MSCI World Utilities	1.97	22.53	4.76	9.84	-4.66	0.28

**The figures shown relate to past performance. Past performance is not a reliable indicator of current or future results.**

Index performance returns do not reflect any management fees, transaction costs or expenses. Indices are unmanaged and one cannot invest directly in an index. Source: BlackRock and Bloomberg, as of 31 December 2023.

## Communication services

We maintain our low conviction on the communication services sector. At a fundamental level, as was the case in the Q2 reporting season, a strong Q3 earnings season has led to a relatively favourable EPS metric for the sector, but this is offset by a drop in EBITDA and cash flow per share. After a strong 2023, we see valuations as unjustifiably high, especially in the US (see Figure 6). Globally, valuations for the sector remain slightly above the long-term average based on the earnings yield premium.<sup>6</sup> Given that profitability remains a challenge, especially with the long-dated nature of some cash flows, we look to add risk in other sectors. Tight financial conditions remain a tail risk – while developed market (DM) central banks are at or near the end of their hiking cycles, market pricing for rate cuts looks overly optimistic, in our view. This could pose headwinds for growth-tilted sectors such as communication services.

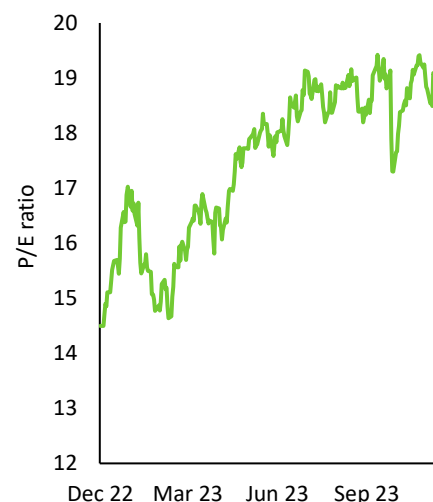
## Consumer discretionary

We remain mixed on the consumer discretionary sector, after moderating our view at the start of Q4 2023. A relatively strong consumer supported the sector in 2023, but with hard and soft data pointing to potential weakness in the consumer ahead, we see little room for sustained demand through Q1 2024. We continue to favour the European consumer discretionary sector, where forward guidance has been a little more positive, although exposure to automobiles remains a concern. We see structural headwinds for European autos, especially in relation to innovation, where they lag global competitors. Earnings expectations reflect this: growth for the European autos subsector is forecast to lag overall consumer discretionary in 2024 (see Figure 7).<sup>7</sup> Our preference for the European sector comes partly from its higher tilt towards high-end consumers, who may be more likely to continue spending through a downturn. We also look to exposure to emerging market (EM) consumers, amid broader tailwinds for the bloc, including a weaker dollar and central banks starting to cut rates, as well as growing disposable incomes in many EM regions.

## Consumer staples

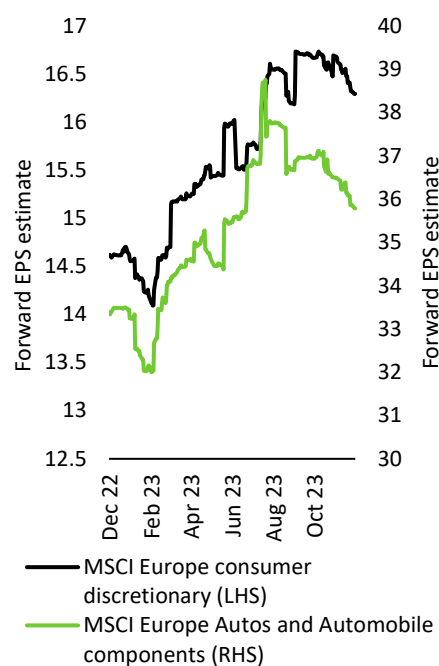
We close out our negative view on consumer staples after a tough year for the sector. As we highlighted last quarter, profitability has been improving for the sector, while valuations have also come down according to our framework. Our overarching lack of conviction comes from the macro backdrop: growth has proven more resilient than expected, especially in the US, and we struggle to see broad-based upside tailwinds. This is a marked change from H1 2023, when investors were largely focused on a challenging macro backdrop, which has historically been supportive for the sector. We continue to prefer to build defensive exposure through allocations to higher quality sectors. In Europe, we see potential for optimism in the staples sector: in the Q2 reporting season companies communicated confidence in their ability to pass on higher costs, and this came through in Q3, with staples reporting one of the highest beats on margins across sectors, despite negative YoY earnings growth.<sup>8</sup> In the US, staples have continued to fare better, with 6% EPS growth in Q3.<sup>9</sup>

**Figure 6:**  
Forward price-to-earnings ratio for US communication services



Source: Bloomberg, as of 13 December 2023.

**Figure 7:**  
Forward earnings per share estimates for Europe consumer discretionary and European autos and automobile components



Source: Bloomberg, as of 13 December 2023.

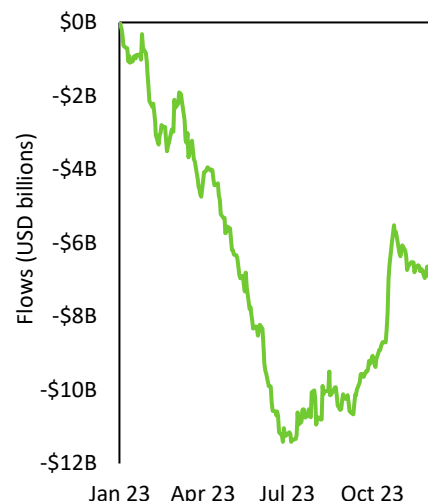
<sup>6</sup> Source: BlackRock and LSEG Datastream, as of 20 November 2023. <sup>7</sup> Source: Bloomberg, as of 13 December 2023. <sup>8</sup> Source: Barclays, as of 10 November 2023. <sup>9</sup> Source: JP Morgan, as of 17 November 2023.

All figures are in US Dollars unless stated otherwise.

## Energy

Energy – particularly US energy – is one of our highest conviction sector calls. Positioning remains light, with \$9.4B of outflows from global energy sector ETPs in 2023, despite a Q4 bounce.<sup>10</sup> Our preference for the sector is underpinned by the continuation of the solid fundamental backdrop. While Q3 earnings figures once again pointed to a YoY decline,<sup>11</sup> this was largely priced in ahead of time. In fact, we look to energy as one of the sectors where we believe the economic damage from tighter monetary policy is priced in: full-year earnings growth expectations have come down significantly, and in the US, rising expectations are starting to look more realistic in our view. The energy sector continues to score highly according to our framework on both profitability and valuations, the latter of which remains 4.1% below long-term averages at the global level.<sup>12</sup> We tilt towards US energy, where the macro backdrop is slightly stronger, in our view, and profitability has been relatively robust. While the drop in crude oil prices in late 2023 impacted the sector, we see room for tactical allocation to energy, as efforts by energy-producing countries to curb supply could affect short-term dynamics. This is also one reason we prefer risk in energy equities over direct commodities. Capital discipline has been key for energy companies in recent years. Meanwhile, supply crunches have accelerated policy support for clean energy, providing further tailwinds and investment.

**Figure 8:**  
Cumulative global flows into energy sector ETPs, 2023

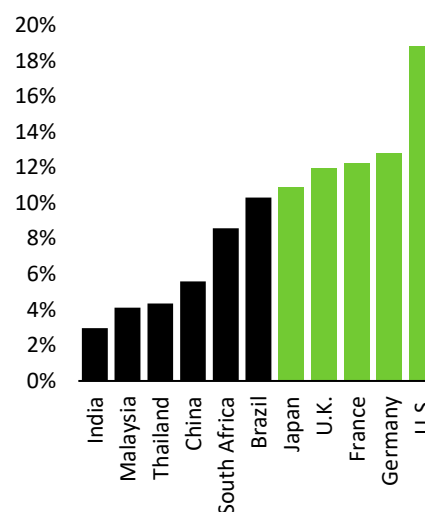


Source: BlackRock and Bloomberg, as of 11 December 2023.

## Financials

Our mixed view on global financials still comes with a clear preference for European banks. Delving into earnings, solid growth across 2023 and profit realisation – particularly in the peripheral banks, where a higher proportion of mortgages are on variable rates – offers a key tailwind. The lack of pass-through of the higher rate environment to deposit rates remains a key element for profitability, and with our view of rates staying tighter for longer, this will likely remain a tailwind for Q1, we think. While valuations of European banks remain attractive relative to the US, as tends to be the case, our framework also shows that global financials are trading at a slight discount to their long-term average. In the US, the potential for more stringent regulation still looms; the stricter regulatory backdrop in Europe supports our regional preference. Sentiment towards financials was mixed in 2023, with \$3.8B added to financials sector ETPs globally, most of which went into US financials in October.<sup>13</sup>

**Figure 9:**  
Healthcare spending as a percentage of GDP, 2020



Source: The World Bank, current as of 30 April 2023, based on 2020 expenditures. For illustrative purposes only. There is no guarantee that forecasts made will come to pass.

## Healthcare

We remain constructive on global healthcare. Our framework shows that valuations remain slightly above their 10-year average, but we think this is justified.<sup>14</sup> Earnings were challenged in 2023, which has led to lower overall expectations for 2024, although these could be revised up in the Q4 reporting season. The beat rate in US healthcare remained above 80% in the Q3 reporting season, and earnings remained negative at -20% YoY, while being marginally better in the eurozone at -15% YoY (albeit with a lower beat rate).<sup>15</sup> Healthcare profitability remains solid, and we see room for this to continue over the long term. Its combination of inelastic demand and high pricing power – at a time when margins are being squeezed – continues to look favourable. The over-65 segment of the global population is growing faster than any other age group, providing a structural source of demand. Biotech and innovative healthcare themes look well-positioned for this driver, as well as developments in artificial intelligence, miniaturisation and genomics. Significant government spending on healthcare offers another tailwind (see Figure 9), although the sector could come into focus and experience some volatility in the run up to the 2024 US election.

**10,13** Source: BlackRock and Markit, as of 31 December 2023. **11,15** Source: JP Morgan, as of 17 November 2023. **12,14** Source: BlackRock and LSEG Datastream, as of 20 November 2023.



## Industrials

We remain positive on industrials, with a preference for the European sector. An improving growth backdrop in 2024 coupled with structural nearshoring and reshoring trends could be supportive. Industrials delivered above-trend earnings growth in the US and eurozone in Q3, but expectations for 2024 growth remain depressed, especially in the eurozone.<sup>16</sup> While this is partly due to lower guidance from companies themselves in the Q3 reporting season,<sup>17</sup> we think a calibration to a more neutral growth outlook is understandable. Nevertheless, our fundamental framework highlights solid profitability metrics for the sector, especially on cash flow per share. Valuations are in line with their long-term average, but we don't see this as a significant detractor.

Within industrials, we like exposure to the automation and robotics themes. Robots can deliver cost savings and efficiency gains, helping to drive corporate profits for the coming decades. They can also help to address structural issues around precision, hazardous tasks, an ageing workforce and rising labour costs across the industrials sector.



## Information technology

We still like tech for its defensive and quality characteristics. While US tech benefited from significant investor focus in 2023, we continue to like the sector. US tech displays quality characteristics and is not as indebted as some fear (see Figure 10). US tech earnings resilience was a staple in 2023, especially among chipmakers, where we have high conviction at the global level. We continue to favour US tech and global chipmakers, as we see the European tech market as too concentrated. Our framework points to valuations for the global sector being high – 1.1% above long-term averages – but profitability is also high, meaning that in our view, fundamentals back up the valuations for the time being.<sup>18</sup>

We still like semiconductors as a more granular exposure within global tech: chips are key to electrification and digitalisation, with wide applications. Semiconductor demand still outpaces supply and remains resilient, as we saw in earnings across the year. Our analysis shows that semiconductor companies broadly benefit from strong pricing power, which could help to cushion the adjustment to higher input prices and wages seen in 2023.



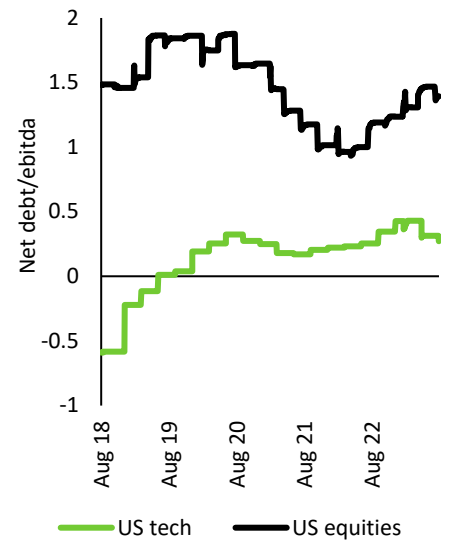
## Materials

We remain mixed on the materials sector: continued disappointing earnings were a detractor in 2023, even if valuations are starting to look compelling. We continue to prefer a selective approach within the sector, tilting towards the mining subsector. From a regional perspective, we hold a tactical preference for European materials, given the sectoral differences between US and European materials – the former is tilted more towards chemicals, while the latter has more of a mining tilt. Structural supply-demand mismatches in commodities persist, especially for industrial metals such as copper (see Figure 11). Underinvestment among miners – as highlighted by still-depressed capex levels – is likely to keep a cap on supply. Meanwhile, demand for copper – a vital component in electrification across renewable energy, electric vehicles and infrastructure buildout – is expected to double by 2030, potentially outstripping current supply by over six million tonnes per year.<sup>19</sup> We see structurally higher demand for materials like copper that are critical for renewable energy infrastructure. Our fundamental framework shows that profitability metrics for the materials sector remain solid, particularly cash flow per share, yet valuations are marginally below their long-term average.

<sup>16</sup> Source: JP Morgan, as of 17 November 2023. <sup>17</sup> Source: Barclays, as of 10 November 2023. <sup>18</sup> Source: BlackRock and LSEG Datastream, as of 20 November 2023. <sup>19</sup> Source: JP Morgan, as of 30 March 2023.

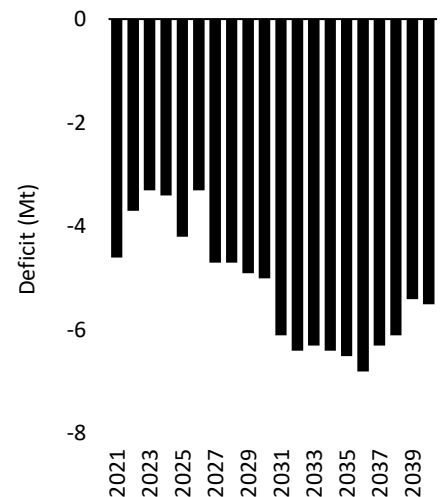
All figures are in US Dollars unless stated otherwise.

**Figure 10:**  
Net debt/EBITDA of US tech vs. broader market



Source: Bloomberg as of 25 August 2023. Shows net debt/EBITDA of S&P 500 and S&P 500 Information Technology indices.

**Figure 11:**  
Forecast supply deficit for refined copper, millions of tonnes



Source: Bloomberg NEF, as of 30 September 2023.



## Real estate

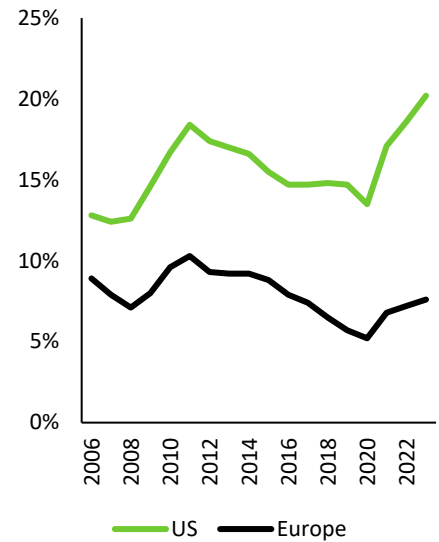
We close out our less constructive view on global real estate. The macro backdrop remains a challenge for the sector, but valuations have come down, especially in the US, and earnings have returned to positive territory in the US and eurozone. At a global level, our framework points to relatively solid profitability metrics for the sector as a whole. The commercial real estate sector remains a risk and has been facing relatively low occupancy and tightening credit lines as a result of events in the banking sector, but risks are increasingly being priced in. Contrarian market views, especially in Europe, highlight that the sector tends to benefit when bund yields decline. However, we think that macro headwinds, such as higher rates and lower property prices, will outweigh this tailwind. We favour a selective approach, particularly through industrial real estate, which may not be best represented by a broad sector allocation.



## Utilities

Utilities is a traditionally defensive sector and it has been popular during past economic downturns. However, investors tend to pay a premium for this exposure, which is why we broadly steer away from utilities and hold no strong view. The ability of utilities companies to pass on increased input costs has been supportive for profitability, but this hasn't necessarily been reflected in investor sentiment. Our framework points to valuations being marginally below their historical averages – having come down since our last update – and profitability remains high.<sup>20</sup> Yet we struggle to see further upside for the sector, especially given the better-than-expected growth backdrop in 2023 and expectations for resilient growth in 2024.

**Figure 12:**  
US and European office vacancy rates,  
2006-2023



Source: JLL, August 2023.

<sup>20</sup> Source: BlackRock and LSEG Datastream, as of 20 November 2023.

All figures are in US Dollars unless stated otherwise.

**This document is marketing material:** Before investing please read the Prospectus and the PRIIPs KID available on [www.ishares.com/it](http://www.ishares.com/it), which contain a summary of investors' rights.

## Risk Warnings

**Capital at risk.** The value of investments and the income from them can fall as well as rise and are not guaranteed. Investors may not get back the amount originally invested.

Past performance is not a reliable indicator of current or future results and should not be the sole factor of consideration when selecting a product or strategy.

Changes in the rates of exchange between currencies may cause the value of investments to diminish or increase. Fluctuation may be particularly marked in the case of a higher volatility fund and the value of an investment may fall suddenly and substantially. Levels and basis of taxation may change from time to time.

## Regulatory Information

**This material is for distribution to Professional Clients (as defined by the Financial Conduct Authority or MiFID Rules) only and should not be relied upon by any other persons.**

**In the UK and Non-European Economic Area (EEA) countries:** this is issued by BlackRock Advisors (UK) Limited, which is authorised and regulated by the Financial Conduct Authority. Registered office: 12 Throgmorton Avenue, London, EC2N 2DL, Tel: +44 (0)20 7743 3000. Registered in England and Wales No. 00796793. For your protection, calls are usually recorded. Please refer to the Financial Conduct Authority website for a list of authorised activities conducted by BlackRock.

**In the European Economic Area (EEA):** this is issued by BlackRock (Netherlands) B.V. is authorised and regulated by the Netherlands Authority for the Financial Markets. Registered office Amstelplein 1, 1096 HA, Amsterdam, Tel: 020 – 549 5200, Tel: 31-20-549-5200. Trade Register No. 17068311 For your protection telephone calls are usually recorded.

**In Italy:** For information on investor rights and how to raise complaints please go to <https://www.blackrock.com/corporate/compliance/investor-right> available in Italian.

**In Israel and South Africa:** this is issued by BlackRock Investment Management (UK) Limited, authorised and regulated by the Financial Conduct Authority. Registered office: 12 Throgmorton Avenue, London, EC2N 2DL. Tel: + 44 (0)20 7743 3000. Registered in England and Wales No. 02020394. For your protection telephone calls are usually recorded. Please refer to the Financial Conduct Authority website for a list of authorised activities conducted by BlackRock.

### For investors in Bahrain

**The information contained in this document is intended strictly for sophisticated institutions.**

The information contained in this document, does not constitute and should not be construed as an offer of, invitation or proposal to make an offer for, recommendation to apply for or an opinion or guidance on a financial product, service and/or strategy. Whilst great care has been taken to ensure that the information

contained in this document is accurate, no responsibility can be accepted for any errors, mistakes or omissions or for any action taken in reliance thereon. You may only reproduce, circulate and use this document (or any part of it) with the consent of BlackRock.

The information contained in this document is for information purposes only. It is not intended for and should not be distributed to, or relied upon by, members of the public.

The information contained in this document, may contain statements that are not purely historical in nature but are “forward looking statements”. These include, amongst other things, projections, forecasts or estimates of income. These forward looking statements are based upon certain assumptions, some of which are described in other relevant documents or materials. If you do not understand the contents of this document, you should consult an authorised financial adviser.

### For investors in Dubai (DIFC)

BlackRock Advisors (UK) Limited -Dubai Branch is a DIFC Foreign Recognised Company registered with the DIFC Registrar of Companies (DIFC Registered Number 546), with its office at Unit L15 - 01A, ICD Brookfield Place, Dubai International Financial Centre, PO Box 506661, Dubai, UAE, and is regulated by the DFSA to engage in the regulated activities of ‘Advising on Financial Products’ and ‘Arranging Deals in Investments’ in or from the DIFC, both of which are limited to units in a collective investment fund (DFSA Reference Number F000738).

**The information contained in this document is intended strictly for Professional Clients as defined under the Dubai Financial Services Authority (“DFSA”) Conduct of Business (COB) Rules.**

The information contained in this document, does not constitute and should not be construed as an offer of, invitation or proposal to make an offer for, recommendation to apply for or an opinion or guidance on a financial product, service and/or strategy. Whilst great care has been taken to ensure that the information contained in this document is accurate, no responsibility can be accepted for any errors, mistakes or omissions or for any action taken in reliance thereon. You may only reproduce, circulate and use this document (or any part of it) with the consent of BlackRock.

The information contained in this document is for information purposes only. It is not intended for and should not be distributed to, or relied upon by, members of the public.

The information contained in this document, may contain statements that are not purely historical in nature but are “forward-looking statements”. These include, amongst other things, projections, forecasts or estimates of income. These forward-looking statements are based upon certain assumptions, some of which are described in other relevant documents or materials. If you do not understand the contents of this document, you should consult an authorised financial adviser.

### For investors in Israel

BlackRock Investment Management (UK) Limited is not licensed under Israel's Regulation of Investment Advice, Investment Marketing and Portfolio Management Law, 5755-1995 (the “Advice Law”), nor does it carry insurance thereunder.



#### **For investors in Kuwait**

**The information contained in this document is intended strictly for sophisticated institutions that are 'Professional Clients' as defined under the Kuwait Capital Markets Law and its Executive Bylaws.**

The information contained in this document, does not constitute and should not be construed as an offer of, invitation or proposal to make an offer for, recommendation to apply for or an opinion or guidance on a financial product, service and/or strategy. Whilst great care has been taken to ensure that the information contained in this document is accurate, no responsibility can be accepted for any errors, mistakes or omissions or for any action taken in reliance thereon. You may only reproduce, circulate and use this document (or any part of it) with the consent of BlackRock.

The information contained in this document is for information purposes only. It is not intended for and should not be distributed to, or relied upon by, members of the public.

The information contained in this document, may contain statements that are not purely historical in nature but are "forward-looking statements". These include, amongst other things, projections, forecasts or estimates of income. These forward-looking statements are based upon certain assumptions, some of which are described in other relevant documents or materials. If you do not understand the contents of this document, you should consult an authorised financial adviser.

#### **For investors in Oman**

**The information contained in this document is intended strictly for sophisticated institutions.**

The information contained in this document, does not constitute and should not be construed as an offer of, invitation or proposal to make an offer for, recommendation to apply for or an opinion or guidance on a financial product, service and/or strategy. Whilst great care has been taken to ensure that the information contained in this document is accurate, no responsibility can be accepted for any errors, mistakes or omissions or for any action taken in reliance thereon. You may only reproduce, circulate and use this document (or any part of it) with the consent of BlackRock.

The information contained in this document is for information purposes only. It is not intended for and should not be distributed to, or relied upon by, members of the public.

The information contained in this document, may contain statements that are not purely historical in nature but are "forward-looking statements". These include, amongst other things, projections, forecasts or estimates of income. These forward-looking statements are based

upon certain assumptions, some of which are described in other relevant documents or materials. If you do not understand the contents of this document, you should consult an authorised financial adviser.

#### **For investors in Qatar**

**The information contained in this document is intended strictly for sophisticated institutions.**

The information contained in this document, does not

constitute and should not be construed as an offer of, invitation or proposal to make an offer for, recommendation to apply for or an opinion or guidance on a financial product, service and/or strategy. Whilst great care has been taken to ensure that the information contained in this document is accurate, no responsibility can be accepted for any errors, mistakes or omissions or for any action taken in reliance thereon. You may only reproduce, circulate and use this document (or any part of it) with the consent of BlackRock.

The information contained in this document is for information purposes only. It is not intended for and should not be distributed to, or relied upon by, members of the public.

The information contained in this document, may contain statements that are not purely historical in nature but are "forward-looking statements". These include, amongst other things, projections, forecasts or estimates of income. These forward-looking statements are based upon certain assumptions, some of which are described in other relevant documents or materials. If you do not understand the contents of this document, you should consult an authorised financial adviser.

#### **For investors in Saudi Arabia**

**The information contained in this document is intended strictly for sophisticated institutions.**

The information contained in this document, does not constitute and should not be construed as an offer of, invitation or proposal to make an offer for, recommendation to apply for or an opinion or guidance on a financial product, service and/or strategy. Whilst great care has been taken to ensure that the information contained in this document is accurate, no responsibility can be accepted for any errors, mistakes or omissions or for any action taken in reliance thereon. You may only reproduce, circulate and use this document (or any part of it) with the consent of BlackRock.

The information contained in this document is for information purposes only. It is not intended for and should not be distributed to, or relied upon by, members of the public.

The information contained in this document, may contain statements that are not purely historical in nature but are "forward looking statements". These include, amongst other things, projections, forecasts or estimates of income. These forward-looking statements are based upon certain assumptions, some of which are described in other relevant documents or materials. If you do not understand the contents of this document, you should consult an authorised financial adviser.

#### **For investors in Switzerland**

This document is marketing material.

This document shall be exclusively made available to, and directed at, qualified investors as defined in Article 10 (3) of the CISA of 23 June 2006, as amended, at the exclusion of qualified investors with an opting-out pursuant to Art. 5 (1) of the Swiss Federal Act on Financial Services ("FinSA").

For information on art. 8 / 9 Financial Services Act (FinSA) and on your client segmentation under art. 4 FinSA, please see the following website: [www.blackrock.com/finsa](http://www.blackrock.com/finsa).

### **For investors in United Arab Emirates**

The information contained in this document is intended strictly for non-natural Qualified Investors as defined in the UAE Securities and Commodities Authority's Board Decision No. 3/R.M of 2017 concerning Promoting and Introducing Regulations.

The information contained in this document, does not constitute and should not be construed as an offer of, invitation or proposal to make an offer for, recommendation to apply for or an opinion or guidance on a financial product, service and/or strategy. Whilst great care has been taken to ensure that the information contained in this document is accurate, no responsibility can be accepted for any errors, mistakes or omissions or for any action taken in reliance thereon. You may only reproduce, circulate and use this document (or any part of it) with the consent of BlackRock.

The information contained in this document is for information purposes only. It is not intended for and should not be distributed to, or relied upon by, members of the public. The information contained in this document, may contain statements that are not purely historical in nature but are "forward-looking statements". These include, amongst other things, projections, forecasts or estimates of income. These forward-looking statements are based upon certain assumptions, some of which are described in other relevant documents or materials. If you do not understand the contents of this document, you should consult an authorised financial adviser.

### **For investors in South Africa**

Please be advised that BlackRock Investment Management (UK) Limited is an authorised Financial Services provider with the South African Financial Services Conduct Authority, FSP No. 43288.

### **For investors in South Africa and Mauritius**

**The information contained in this document is intended strictly for Sophisticated Investors.**

The information contained in this document, does not constitute and should not be construed as an offer of, invitation or proposal to make an offer for, recommendation to apply for or an opinion or guidance on a financial product, service and/or strategy. Whilst great care has been taken to ensure that the information contained in this document is accurate, no responsibility can be accepted for any errors, mistakes or omissions or

for any action taken in reliance thereon. You may only reproduce, circulate and use this document (or any part of it) with the consent of BlackRock.

The information contained in this document is for information purposes only. It is not intended for and should not be distributed to, or relied upon by, members of the public. The information contained in this document, may contain statements that are not purely historical in nature but are "forward looking statements". These include, amongst other things, projections, forecasts or estimates of income. These forward-looking statements are based upon certain assumptions, some of which are described in other relevant documents or materials. If you do not understand the contents of this document, you should consult an authorised financial adviser.

### **For investors in Botswana, Namibia, and Kenya**

**The information contained in this document is intended strictly for Central Banks and Sovereign Investors.**

The information contained in this document, does not constitute and should not be construed as an offer of, invitation or proposal to make an offer for, recommendation to apply for or an opinion or guidance on a financial product, service and/or strategy. Whilst great care has been taken to ensure that the information contained in this document is accurate, no responsibility can be accepted for any errors, mistakes or omissions or for any action taken in reliance thereon. You may only reproduce, circulate and use this document (or any part of it) with the consent of BlackRock.

The information contained in this document is for information purposes only. It is not intended for and should not be distributed to, or relied upon by, members of the public. The information contained in this document, may contain statements that are not purely historical in nature but are "forward looking statements". These include, amongst other things, projections, forecasts or estimates of income. These forward-looking statements are based upon certain assumptions, some of which are described in other relevant documents or materials. If you do not understand the contents of this document, you should consult an authorised financial adviser.

### **For investors in Egypt**

**The information contained in this document is intended strictly for Central Banks and Sovereign clients.**

The information contained in this document, does not constitute and should not be construed as an offer of, invitation or proposal to make an offer for, recommendation to apply for or an opinion or guidance on a financial product, service and/or strategy. Whilst great care has been taken to ensure that the information contained in this document is accurate, no responsibility can be accepted for any errors, mistakes or omissions or for any action taken in reliance thereon. You may only reproduce, circulate and use this document (or any part of it) with the consent of BlackRock. The information contained in this document is for information purposes only. It is not intended for and should not be distributed to, or relied upon by, members of the public. The information contained in this document, may contain statements that are not purely historical in nature but are "forward looking statements". These include, amongst other things, projections, forecasts or estimates of income. These forward looking statements are based upon certain assumptions, some of which are described in other relevant documents or materials. If you do not understand the contents of this document, you should consult an authorised financial adviser.

**For investors in Azerbaijan, Jordan, Kazakhstan, and Pakistan**

**The information contained in this document is intended strictly for Central Banks and Sovereign Investors.**

The information contained in this document, does not constitute and should not be construed as an offer of, invitation or proposal to make an offer for, recommendation to apply for or an opinion or guidance on a financial product, service and/or strategy. Whilst great care has been taken to ensure that the information contained in this document is accurate, no responsibility can be accepted for any errors, mistakes or omissions or for any action taken in reliance thereon. You may only reproduce, circulate and use this document (or any part of it) with the consent of BlackRock.

The information contained in this document is for information purposes only. It is not intended for and should not be distributed to, or relied upon by, members of the public. The information contained in this document, may contain statements that are not purely historical in nature but are “forward looking statements”. These include, amongst other things, projections, forecasts or estimates of income. These forward looking statements are based upon certain assumptions, some of which are described in other relevant documents or materials. If you do not understand the contents of this document, you should consult an authorised financial adviser.

**The information contained in this document is intended for the exclusive use of Central Banks and Sovereign Investors and is not for redistribution or further dissemination.**

The information contained in this document, does not constitute and should not be construed as an offer of, invitation or proposal to make an offer for, recommendation to apply for or an opinion or guidance on a financial product, service and/or strategy. Whilst great care has been taken to ensure that the information contained in this document is accurate, no responsibility can be accepted for any errors, mistakes or omissions or for any action taken in reliance thereon. You may only reproduce, circulate and use this document (or any part of it) with the consent of BlackRock. The information contained in this document is for information purposes only. It is not intended for and should not be distributed to, or relied upon by, members of the public. The information contained in this document, may contain statements that are not purely historical in nature but are “forward looking statements”. These include, amongst other things, projections, forecasts or estimates of income. These forward looking statements are based upon certain assumptions, some of which are described in other relevant documents or materials. If you do not understand the contents of this document, you should consult an authorised financial adviser.

BlackRock does not hold any regulatory licenses or registrations in **Egypt, Azerbaijan, Jordan, Kazakhstan, and Pakistan** and is therefore not licensed to conduct any regulated business activity under the relevant laws and regulations as they apply to any entity intending to

carry on business in MEA, nor does BlackRock purport to carry on, any regulated activity in any country in MEA. BlackRock funds, and/or services shall not be offered or sold to any person in any jurisdiction in which such an offer, solicitation, purchase, or sale would be deemed unlawful under the securities laws or any other relevant laws of such jurisdiction(s).

This material is provided to the recipient on a strictly confidential basis and is intended for informational or educational purposes only. Nothing in this document, directly or indirectly, represents to you that BlackRock will provide, or is providing BlackRock products or services to the recipient, or is making available, inviting, or offering for subscription or purchase, or invitation to subscribe for or purchase, or sale, of any BlackRock fund, or interests therein. This material neither constitutes an offer to enter into an investment agreement with the recipient of this document, nor is it an invitation to respond to it by making an offer to enter into an investment agreement.

The distribution of the information contained herein may be restricted by law and any person who accesses it is required to comply with any such restrictions. By reading this information you confirm that you are aware of the laws in your own jurisdiction regarding the provision and sale of funds and related financial services or products, and you warrant and represent that you will not pass on or utilize the information contained herein in a manner that could constitute a breach of such laws by BlackRock, its affiliates or any other person.

Any research in this document has been procured and may have been acted on by BlackRock for its own purpose. The results of such research are being made available only incidentally. The views expressed do not constitute investment or any other advice and are subject to change. They do not necessarily reflect the views of any company in the BlackRock Group or any part thereof and no assurances are made as to their accuracy.

This document is for information purposes only and does not constitute an offer or invitation to anyone to invest in any BlackRock funds and has not been prepared in connection with any such offer.

**© 2024 BlackRock, Inc. All Rights reserved. BLACKROCK, BLACKROCK SOLUTIONS, and iSHARES are trademarks of BlackRock, Inc. or its subsidiaries in the United States and elsewhere. All other trademarks are those of their respective owners.**