



2024 Private Markets Outlook

Opportunities in
mega forces

BlackRock

Embracing a changing world

Despite the continuing uncertainty facing investors amid higher rates, inflation, and volatility, at BlackRock we are identifying and embracing the big, structural changes that are reshaping our world: the mega forces.

We believe these mega forces – digital disruption and AI, the low-carbon transition, demographic divergence, the future of finance and geopolitical fragmentation – offer major investment opportunities. And we see private markets as uniquely positioned to benefit from the shifts that are already under way. Whether it's infrastructure's importance to the transition or the role of real estate in helping societies adapt to demographic change, private capital will be essential.

In the following pages our investors outline the opportunities – and the risks – presented by the mega forces. They also give their insights on the past year in their asset classes and where they see markets heading in 2024.

It's important to note the variety of these asset classes. Private markets are sometimes viewed as a single investment option, but as this Outlook shows, they span different sectors, geographies, investment styles, and risk appetites. There is no one type of “private asset” and the key to a successful portfolio is recognizing the differences and choosing the right option for an investor's needs.



Edwin Conway

Global Head of Equity
Private Markets

Contents

First words

Welcome	2
Introduction	3
Key takeaways	5

Asset class views

Infrastructure	6
Private debt	10
Private equity	14
Real estate	18

Introduction

Opportunities ahead

Broad shifts in the economy and financial markets have positioned private markets to grow in the year ahead.

Mega forces are reshaping our world today and in the future. These trends have been a defining factor for private markets, and private assets will continue to play a large role in the transformation already underway.

One of those shifts is with the banks. We see the banking system scaling back to reduce the loans on their own balance sheets, with lending standards tightening.

The opportunities this creates begin in private debt, but broaden to an increased reliance on equity financing, as well as other ways for private markets players to partner with banks.

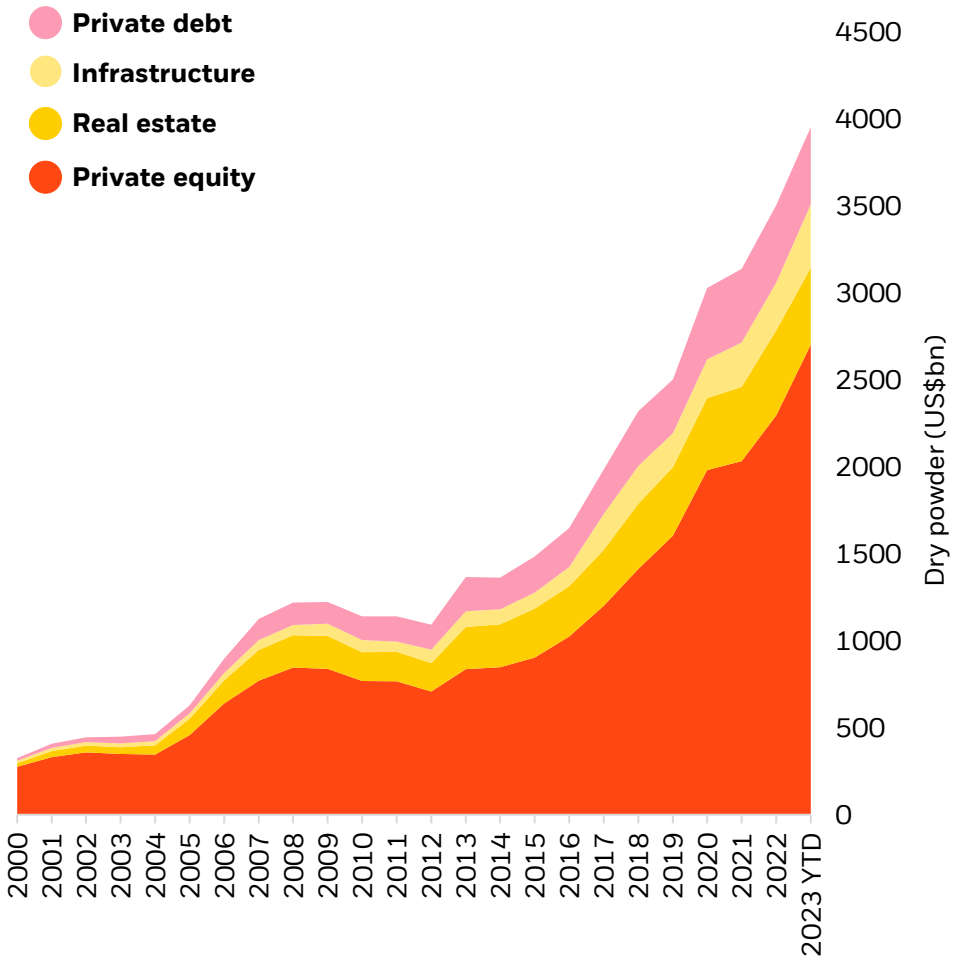
Companies are also staying private for longer. This implies a more prominent place for private markets in the broader economy – they can provide more flexible and faster financing for companies that might shy away from public markets amid tougher macro conditions. In client portfolios, private markets can provide more targeted exposures to different sectors.

Heading into 2024, we see less capital chasing investments. Fundraising has been more challenged, and investors continue to be very selective. While dry powder in some asset classes and regions decreased in 2023 – infrastructure in North America stands out – the overall amount of money on the sidelines has grown.

As a result, assets are on track to reprice to what should be attractive entry points for new vintages that can invest in higher-quality companies and in parts of the capital structure that offer more protections. Across private assets, deal structure will continue to be a focal point going into 2024.

On the sidelines

Dry powder is increasing as investors remain selective



Source: Preqin and BlackRock; Data as of October 30, 2023; Dry Powder is the “available capital to fund managers for investment, i.e. committed capital that has not yet been called for investment.”

Introduction

Mega forces

In the following pages, our investment teams take deep dives into individual mega forces. While the mega forces create opportunities across all asset classes, here are some specific examples:

✓ Infrastructure

Low-carbon transition

Clean energy infrastructure, along with electrification, is essential to the transition to a low-carbon economy.

✓ Private debt

Future of finance

Structural shifts in public financing markets have provided private debt with an opportunity to expand its addressable market.

✓ Private equity

AI/digital disruption

There's a strong opportunity set in the tech sector with companies that have recurring revenue streams, for example cloud computing and software.

✓ Real estate

Demographic divergence

The shift across different cohorts creates opportunities across sectors, such as student housing, multi- and single-family rentals, and medical offices.

In real estate, it's an opportune time for investors with dry powder to take advantage of the market dislocation by acquiring high-quality properties at valuations not seen for almost a decade. In infrastructure and beyond, the transition to a low-carbon economy is opening up a host of new investment opportunities.

Even amid so many encouraging signs, allocators in private markets have experienced headwinds. Overall, dealmaking has slowed, leading to an environment where capital calls are outpacing distributions, which are often delayed.

Higher rates have placed new stress on borrowers, making a manager's capabilities in selecting and structuring private debt more critical than ever. And uncertainty around interest rates has led to lower deal activity as buyers and sellers disagree on valuations.

At some point in 2024, we expect at least a partial reopening of the IPO markets, which should increase exit activity in the private equity space.

That said, private markets investors are used to pivoting. If IPO activity does not return, investors have been active in developing other options for exits, for example secondaries.

The longer rates remain high, the greater the impact on interest costs. We expect companies with higher quality revenues, effective cost management and stable capital structures to outperform. And as inflation eats at corporate margins, it may drive more consolidation, take-privates and other related deals.

Across private asset classes, the ongoing volatility and widespread uncertainty has led to attractive valuations for quality assets in this year's vintages, making it a good time to invest for the future.

Private markets also offer unique ways to access the growth offered by the range of large-scale transformations that the mega forces represent. And those mega forces inform our long-term approach to identifying the best opportunities and biggest risks in private markets.

Key takeaways

- ✓ While the markets remain volatile, the ongoing shifts to the broader economy and investing landscape have poised private markets for growth.
- ✓ The mega forces reshaping our world drive many of the opportunities we see across different private asset classes.
- ✓ Continued volatility and persistent inflation has highlighted infrastructure's resilient cashflows, while the essential nature of many assets mean it is less tied to economic cycles than other asset classes.
- ✓ While private debt continues to grow, the higher cost of capital will drive dispersion. A nuanced and defensive approach will be critical in 2024.
- ✓ In private equity, high interest rates are driving cash-strapped companies to seek more equity financing, while low transaction volumes are creating attractive situations for buyers in the secondary market.
- ✓ While real estate values are resetting, there are attractive opportunities in several property types, including industrial and logistics, necessity retail and some types of residential.

Authors



Lynn Baranski

Global Co-Head of Private Equity Partners



Mark Everitt

Head of Private Markets Investment Research and Strategy



James Keenan

Chief Investment Officer and Global Head of Private Debt



Anne Valentine Andrews

Global Head of Infrastructure and Real Estate

Infrastructure

A story of resiliency

As an asset class, infrastructure is having a moment. Stubbornly high inflation, along with the recent volatility in stock and bond markets, has revealed the inherent strengths of many infrastructure investments.

Being essential to the economy and our daily lives, infrastructure offers cashflows that are less tied to economic cycles than other asset classes. Infrastructure assets often have long-term, inflation-linked contracts that can span decades – a significant advantage in a volatile environment.

Long-term structural trends support infrastructure investment in the years and decades ahead. The world is in transition, requiring a reconfigured energy system and investment across all sectors to decarbonize. Digital infrastructure is expanding around the globe, increasing demand for fiber broadband, cell towers and data centers.

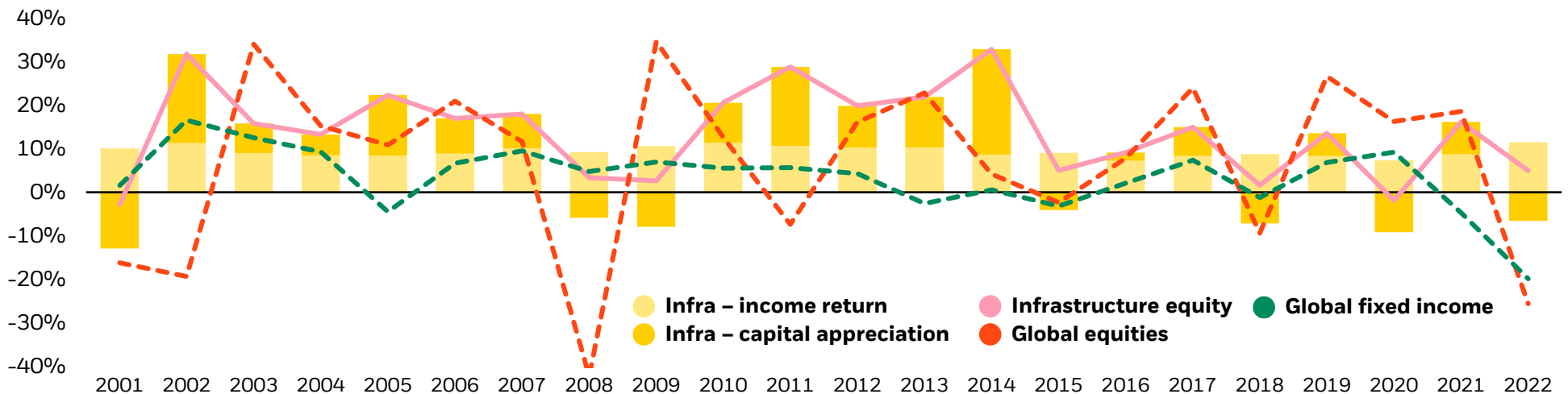
Supply chains are also being decoupled and rewired as geopolitical fragmentation accelerates ongoing trends toward onshoring, nearshoring and friend-shoring. This is driving fresh investment in key logistics infrastructure such as railways and ports.

The asset class has a host of tailwinds, but managers cannot be complacent. The cheap financing that used to bolster returns is gone, forcing managers to use additional levers to create value and be active owners. They also need to be more selective. We expect greater dispersion in manager returns ahead.

The macro backdrop has also made for a slower year of fundraising. In the secondaries market, we're seeing discounts for the first time. For those with capital to spend, there is an exciting window of opportunity to buy quality assets at lower entry points with attractive structures.

Steady across market cycles

Infrastructure assets have shown resilient income and capital appreciation



Source: BlackRock, September 19, 2023 with data from Bloomberg and EDHEC. Notes: The yellow stacked area shows the breakdown of the EDHEC Infra300 index into income return and capital appreciation. Direct infra is represented by the EDHEC infra 300 index; Global Equities is the MSCI ACWI Global Equities and Fixed Income is BBG Barclays Global Aggregate Index. Infrastructure figures in the graph have been calculated using averages through the year to account for lagging data and valuation figures. **Past performance is not indicative of future results. All investing is subject to risk, including possible loss of money invested. Performance results will vary. Accordingly, performance may be higher or lower than results cited. Index returns are for illustrative purposes only.**

Infrastructure 2.0

While infrastructure has been resilient over the past year, the bigger story may be the opportunities coming in the years ahead.

'Infrastructure 2.0' encompasses forward-looking structural trends, such as the transition to a low-carbon economy, which is one of the largest investment opportunities across private markets today (read more about it on the next page).

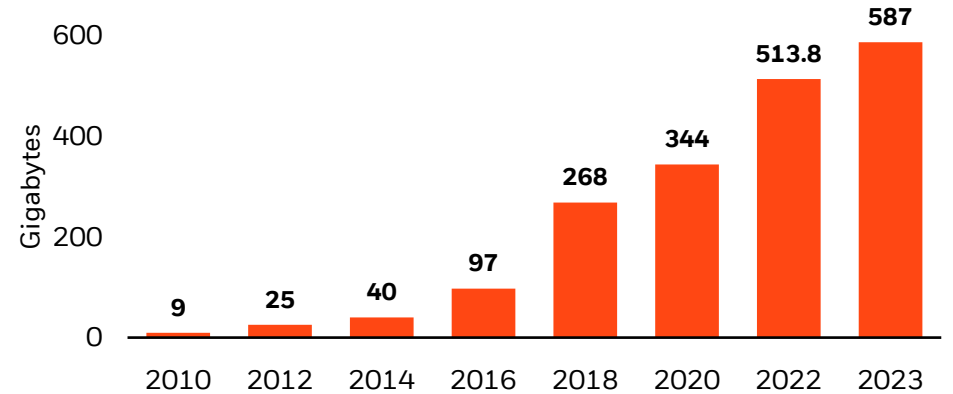
The world is also becoming more digital by the second, and that transformation requires physical infrastructure. The more people connected to high-speed internet there are, the more fiber needs to be in the ground. The more mobile data we transmit, the more wireless towers we need to build. With every click we are creating data, driving demand for storage infrastructure such as data centers.

Infrastructure is also moving closer to the end user as governments prioritize self-sufficiency and security. The result of a shifting geopolitical balance is that energy and industry are becoming more local. We expect continued investment in domestic industrial infrastructure and the onshoring or near-shoring of critical industries.

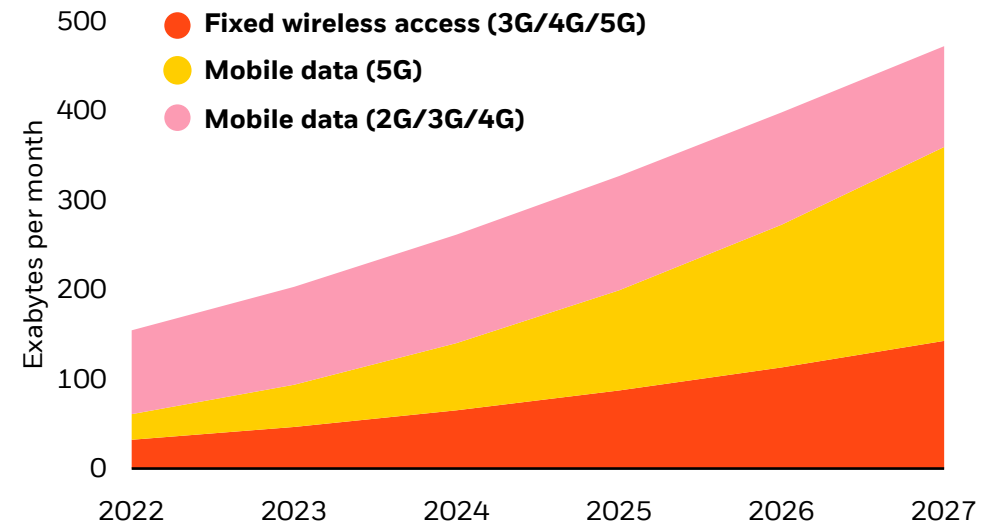
Sweeping, once-in-a-generation policy advances are among the key drivers of these trends. While the Inflation Reduction Act in the U.S. made headlines in 2022 with its billions of dollars of incentives, the actual impact is only now starting to be seen. Beyond the direct financial support for many infrastructure projects, the legislation also supports favorable financing costs for many new assets and technologies.

In Europe, the effects of the EU Green Deal Industrial Plan and REPower EU are starting to be felt in terms of day-to-day business. Technology advances continue to lower costs and establish the necessary maturity to build large scale infrastructure 2.0 projects.

U.S. household data consumption



Global mobile data traffic



Sources: Top: FCC annual broadband performance report; Bottom: Ericsson, 2023

Mega force: The low-carbon transition

The transition to a low-carbon economy is one of several mega forces reshaping markets and the broader economy. And while it will impact nearly every asset class, it's particularly meaningful for infrastructure.

Looking ahead, the BlackRock Investment Institute Transition Scenario predicts that the adoption of low-carbon energy sources will jump as the relative costs of these sources continue to drop. It could spur an average of US\$4 trillion a year of capital investment in the global energy system through 2050, up from just over US\$2 trillion a year now, with low-carbon sources making up about 70% of the world's energy by 2050.

Energy storage, electrified transport, and alternative fuels for aviation and shipping should all continue to see technological advances that lower costs and increase efficiency. We're thinking about the opportunity set both in terms of global scale and local demand. Companies are tracking their emissions more tightly, and in new areas such as their buildings. While the transition to a low-carbon economy is an investment opportunity, it's also a lens through which to look at investing and risk.

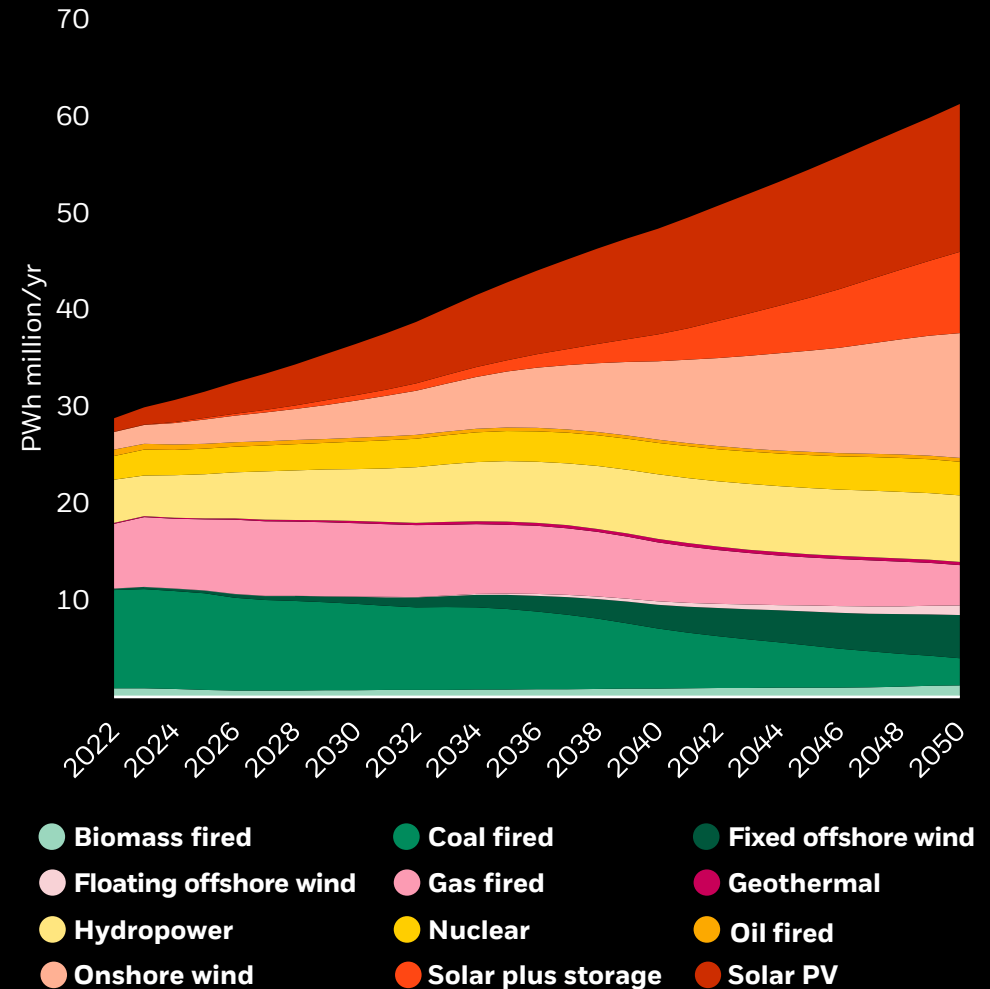
The transition itself is so large that taking advantage of it requires investors to have a view on where costs are landing, where technologies are heading, and how dynamics between value-chain segments are evolving. While the transition affects infrastructure directly, and often first, it's important to take a whole-portfolio view toward it.

Batteries *are* included

Electrification – the replacement of combustion with electricity – is a major trend across transportation, power generation, and beyond. And as the pace of electrification accelerates, batteries and other energy-storage systems are becoming more essential. The entire battery value chain – from mining to refining to manufacturing, and through deployment in vehicle charging and energy-grid support, as well as recycling and second-life applications – is poised for meaningful growth.

The world's electricity

The mix of energy sources will shift dramatically as demand grows



Source: GlobalData, 2023.

Private debt

Dispersion, not disruption

Private debt continues to grow and cement its status as a sizable and scalable asset class for a wide range of long-term investors. Totalling more than US\$1.6 trillion globally, as of March 2023¹, it represents roughly 12% of the US\$13 trillion alternative investment universe.

The broad term “private debt” encapsulates a wide range of strategies including direct lending – which is the largest strategy by assets under management – distressed, opportunistic, mezzanine and venture.

The addressable market in private debt has expanded significantly over the past decade, as banks and public lenders have moved away from the middle market. As a result, direct lenders have funded larger deals, and investors now increasingly turn to private debt to access the income opportunities presented by middle-market companies.

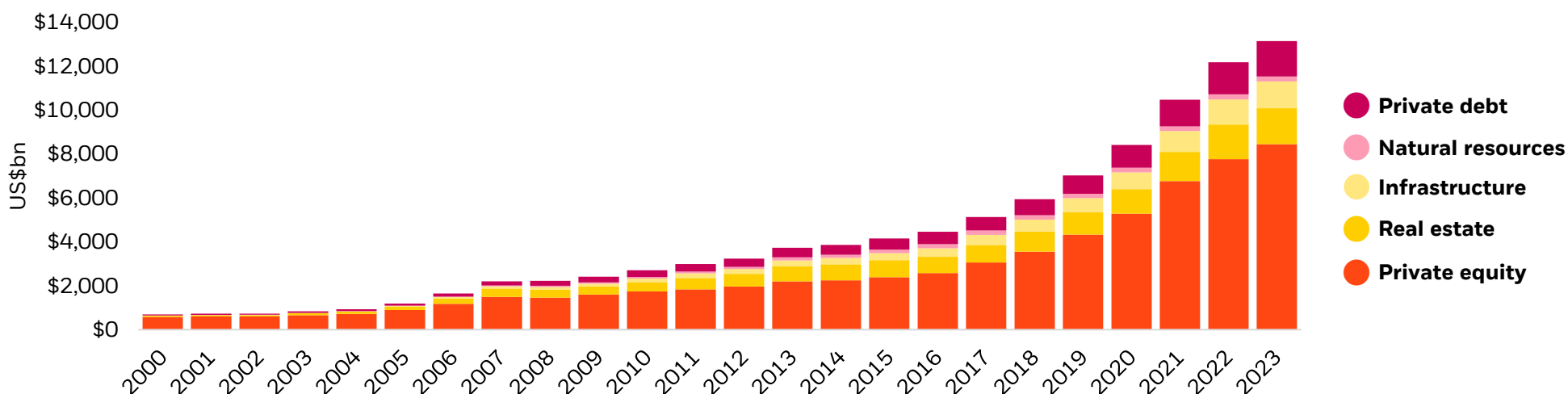
While direct lending is the largest private debt strategy, the “mix shift” of private debt fundraising can vary from year to year. The macroeconomic backdrop plays a role in determining which strategies investors favor, as economic downturns can present opportunities for deployment in strategies such as distressed lending.

In 2024, the higher cost of capital is likely to impact sectors and firms differently, due to their varying degrees of pricing power, business strength, and capital-structure management. This backdrop will be an important driver of dispersion, not disruption, across asset classes, sectors and issuers.

A nuanced and defensive approach to investing, including structural protections, granularity in underwriting and credit selectivity, will be critical in 2024 for maintaining attractive all-in yields, especially in areas such as senior direct lending.

An increasingly essential asset

Private debt now represents 12% of alternative assets under management (unrealized value and dry powder)²



Source: 1. Preqin 2. BlackRock, Preqin. As of each calendar year-end. 2023 is as of March 2023 (most recent available). To avoid double counting of available capital and unrealized value, fund of funds and secondaries are excluded.

Headwinds and tailwinds

Within private debt, the U.S. commercial real estate market is showing a notable degree of dispersion. Some subsets of the asset class – specifically the office sector – are facing a perfect storm of well-telegraphed headwinds.

The challenges include a “higher-for-longer” interest rate environment, which makes refinancing more expensive, sizable maturity walls over the next few years, tighter lending standards from banks, and post-pandemic shifts in the utilization of assets, such as offices.

At the same time, however, we expect many real estate debt categories such as industrial, self-storage, hotel and non-mall retail to benefit from solid business fundamentals, demographic trends, strong demand, and structural shifts, such as online shopping and inventory building to improve supply chain resilience.

Broad opportunities

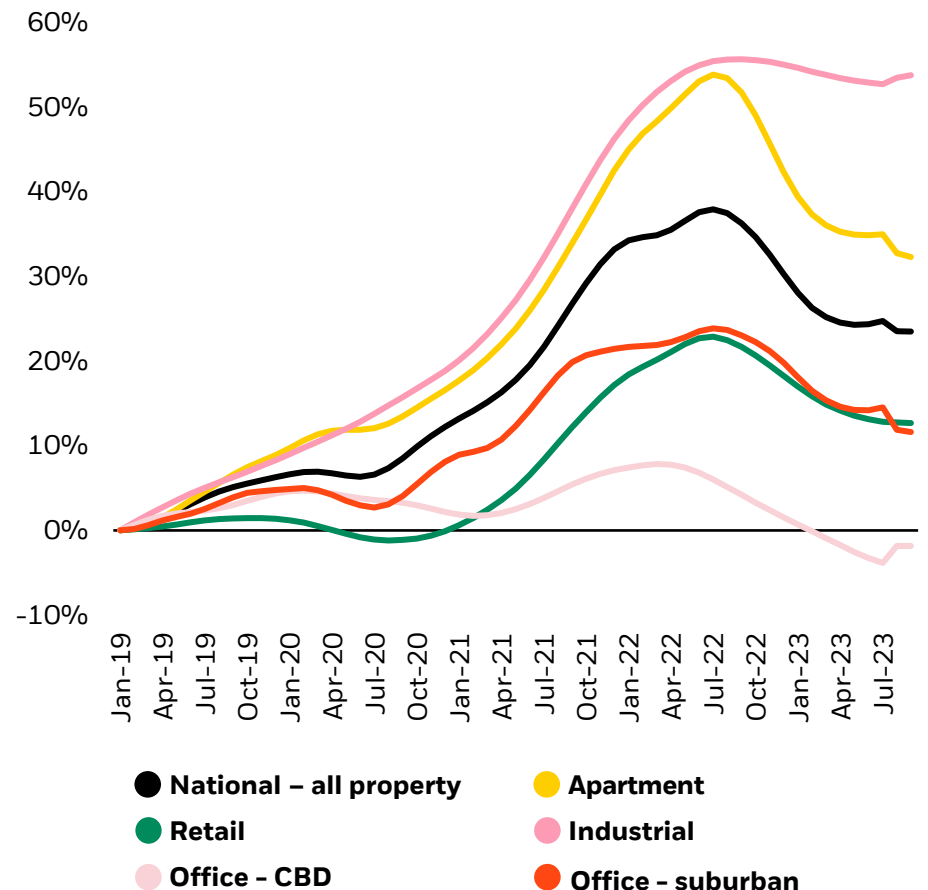
Middle-market firms are increasingly turning to the private debt markets as a viable path for funding, driven by a range of factors including tighter bank lending standards and structural shifts in the public markets to serve larger borrowers.

More borrowers are running “dual track” processes, simultaneously assessing both the public and private markets for their needs. One sign of this is the number of direct lending deals to refinance broadly syndicated term loans. As of Sept. 30, Pitchbook LCD tracked at least six such transactions in the first nine months of 2023, totaling nearly US\$12 billion in aggregate.

As the private debt market continues to grow in size, its capability to compete directly with the public debt financing markets will likely expand. That wider landscape of available deals will allow the private debt market to expand its addressable market of borrowers, further supporting the growth of the asset class.

Different paths

Commercial real estate property prices since 2019



Source: Chart shows cumulative percent change in the level of the U.S. National Real Capital Analytics Commercial Property Price Indices (RCA CPPI), since January 2019. Source: BlackRock, Real Capital Analytics, Bloomberg. Captures data through September 30, 2023. The RCA CPPIs are transaction-based indices that measure property prices at a national level. CBD = Central Business District. **The figures shown relate to past performance. Past performance is not a reliable indicator of current or future results.** Index performance returns do not reflect any management fees, transaction costs or expenses.

Mega force: The future of finance

Tectonic shifts are underway in the U.S. financial sector, which are changing the markets for deposits and credit. A key beneficiary of this structural shift, in our view, is the private debt market.

We see the potential for the global private debt market to reach US\$3.5 trillion in AUM by year-end 2028, up from US\$1.6 trillion globally, as of March 2023. The drivers of this growth expectation include:

Borrower preferences for customized funding solutions, certainty of execution, and the flexibility of a long-term borrower/lender relationship.

Investor desires for diversification in the context of a whole-portfolio allocation, with opportunities to introduce structural protections, depending on the strategy.

Structural shifts in the public markets, which are now serving larger borrowers, leaving public debt-market deal sizes prohibitively large for most middle-market companies.

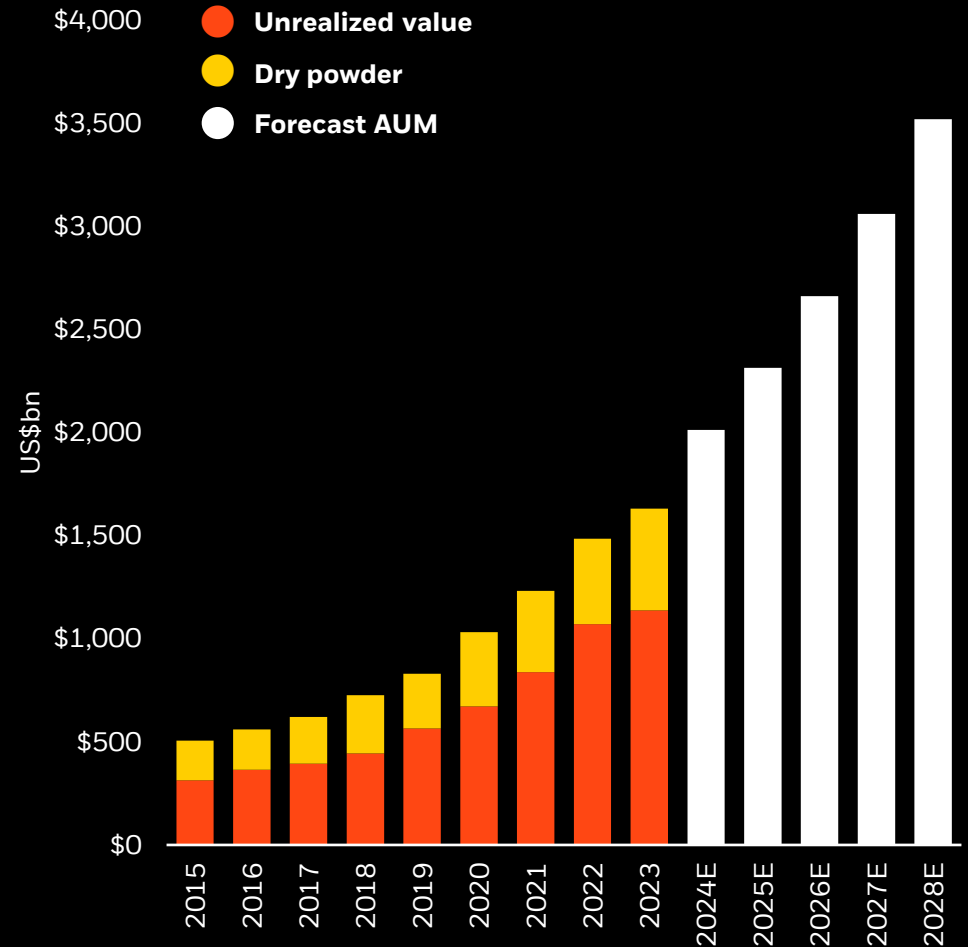
A continued contraction in bank credit availability should allow for a further expansion of private debt’s “addressable market” of borrowers.

Generally, private debt loss rates have compared favorably with the public markets. In the second quarter of 2023, trailing 12-month loss rates for USD Leveraged Loans and USD High Yield were 1.68% and 1.62% respectively, versus 0.69% for direct lending, according to the Cliffwater Direct Lending Index.

Source: BlackRock, Moody’s, Cliffwater. For the CDLI, we show annual and trailing 12-month realized loss rate data for 2Q2023 (most recent available for the CDLI). We assume a 40% recovery rate for HY and a 60% recovery rate for leveraged loans, to arrive at estimated loss rates given the Moody’s issuer-weighted, trailing 12-month default data. The HY and leveraged loan loss rates reflect the universe of HY bonds and leveraged loans tracked by Moody’s. The figures shown relate to past performance. Past performance is not a reliable indicator of current or future result. Index performance returns do not reflect any management fees, transaction costs or expenses. Indices are unmanaged and one cannot invest directly in an index.

Steady growth

Private debt’s expansion is poised to continue in the years ahead



Source: BlackRock, Preqin. Historical (actual) data from Preqin, as of each calendar year-end, through March 31, 2023. 2024E to 2028E are BlackRock estimates.

Private equity

Adjusting to a new era

Private equity is in a period of adjustment amid the new era of higher rates and market uncertainty. We remain positive, however, on the asset class given its historical outperformance during times of market volatility, and signs that near-term opportunities could be attractive for buyers with access to capital. This new era is characterized by some key themes.

Deal activity. Rising rates, inflationary pressure, economic and geopolitical uncertainty and a correction in the broader public equity markets have driven slower deal activity. Year-over-year deal count declined by as much as 65% in 2022 and another 40% in 2023¹.

Valuations. The correction in the public markets is beginning to translate to moderately lower private equity valuations. After rising steadily since the global financial crisis, valuations declined in 2023 to 11.2x EBITDA – albeit on significantly lower deal volume – from a peak of 11.9x in 2022¹.

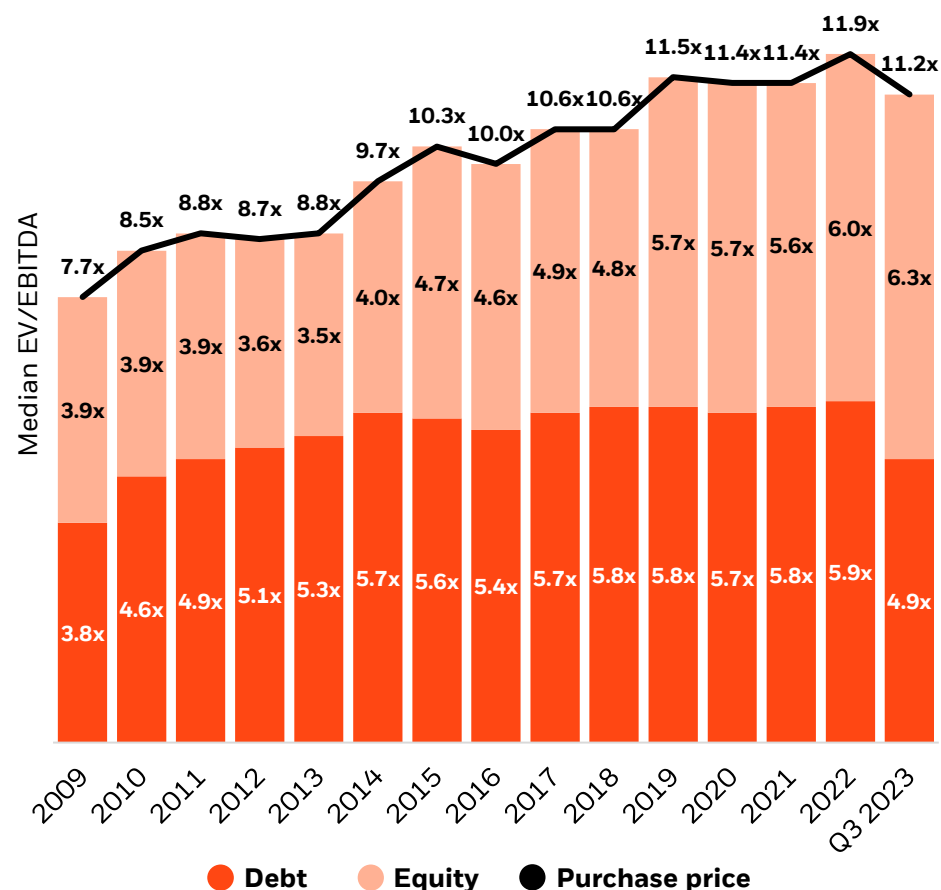
Types of transactions. While overall deal volumes have fallen from their 2021 peaks, the private equity market has not shut down completely as firms turn their attention to add-on acquisitions and take advantage of depressed public equity valuations to execute take-private transactions. In particular, public-to-private transactions accounted for about 21% of aggregate deal value through the year compared with 15% over the past five years².

Equitization of transactions. Less availability and higher cost of debt has forced private equity buyers to increase equity contributions to complete transactions. While equity as a percent of total capital has been growing in recent years, 2023 is at the time of writing the first time that the average equity contribution is meaningfully more than 50%^{1,3}.

Demand for quality. Economic headwinds and rising costs of capital have re-focused private equity buyers on industry-leading companies with strong cashflow and return on capital. Higher quality sectors like technology and healthcare that have proven more resilient are priorities for investment.

Valuation dip

Private equity valuations have fallen slightly from their previous highs¹



Source: 1. Bank of America, S&P LCD Leveraged Buyout Quarterly Review & Pitchbook as of September 2023; figures based on United States leveraged buyouts. 2. Source: Pitchbook LCD. Includes all Total Sources (loans, secured debt, unsecured debt, sub debt, and equity) involved in leveraged buyouts. Reflects latest available data as of September 30, 2023. 3. Contributed equity includes common equity, preferred stock and rollover equity, as well as holding company debt and seller note proceeds downstreamed to operating company as common equity.

A good time to buy

We are optimistic deal activity will accelerate in the near-term and produce attractive returns for private equity buyers with access to capital. This suggests that now is an attractive time to invest in the asset class.

Motivated sellers. With little to no access to the IPO market and low buy-side sponsor demand, the last two years have resulted in well-below-average exit deal volume. Aggregate exit volume in 2022 and 2021 of US\$956 billion is less than 65% of the two-year average¹.

Access to debt. As rates increase slowly, we have started to see signs of life in the syndicated loan market in the fourth quarter. Along with large inflows to private debt, this is contributing to a more favorable borrowing environment.

Increase in corporate divestitures. As large companies navigate economic uncertainty and evaluate strategic needs, we expect an increase in corporate carve-out activity. These deals are opportunities to acquire non-core divisions with proven business models and untapped value-creation potential.

Valuations. Volatility in the public equity markets and a higher rate environment will continue to put pressure on valuations. The leveraged loan index implies rates have more than doubled since December 2021, forcing buyers to price deals more conservatively to preserve returns².

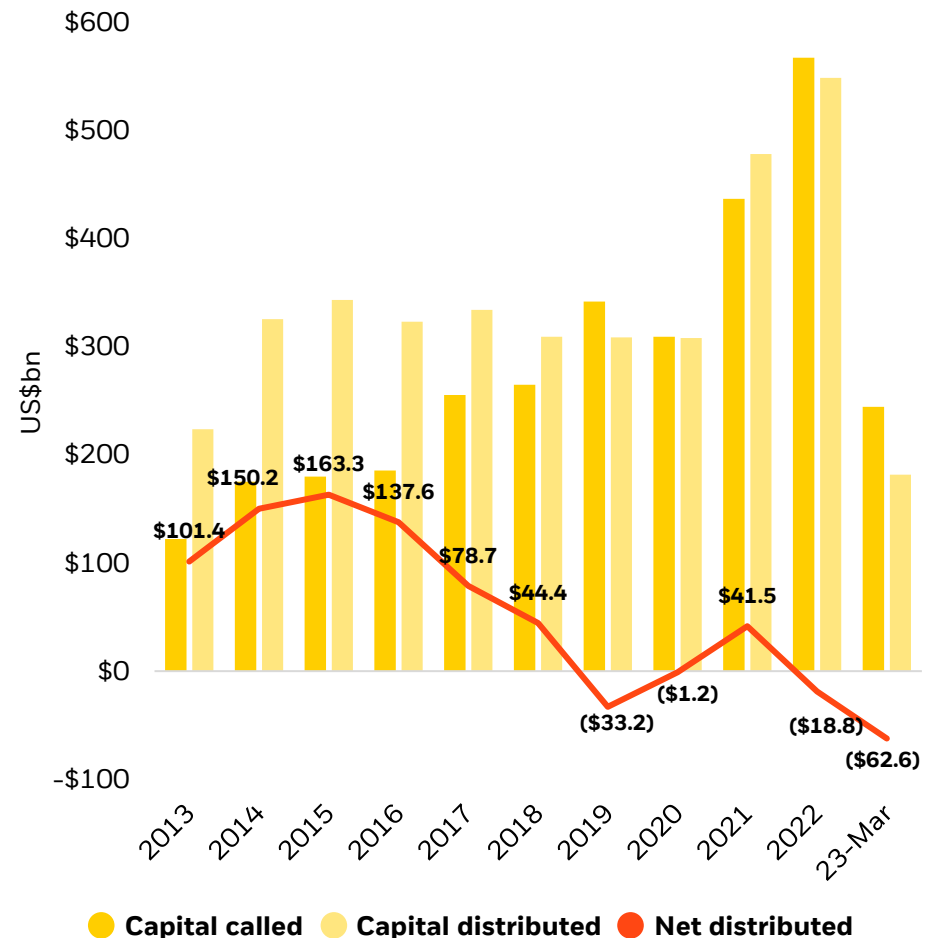
Creative structuring. Private equity owners are increasingly considering minority sales and structured capital raises to meet the need for realizations and contend with maturing capital structures in a deal-challenged environment. This presents attractive risk-return dynamics for buyers.

Growing need for secondaries. The shortage of exit opportunities has left an estimated 75% of private portfolios net-cash-flow negative³. As a result, limited partners are turning to the secondaries market for liquidity and to meet distribution requirements.

In the secondaries market, we're seeing a continued oversupply of opportunities driving further discounts. Specifically, we see attractive valuations in the growing mid-sized secondaries market, which includes transactions that fall under the radar of larger managers, or are too big for some of the smaller pools of capital to invest in.

Demand for liquidity

Current trends create favorable buying conditions, notably in secondaries⁴



Source: 1. Dealogic, data as of October 31, 2023. 2. LCD News and Bloomberg, data as of October 27, 2023. 3. PJT Partners - Secondary Investor Roadmap Series, July 2023. 4. Prequin, data as of March 31, 2023.

Mega force: Artificial intelligence

The impact of artificial intelligence may begin in technology, initially separating companies with an AI strategy from those without one, but we believe this will be a horizontal force with wide-reaching impact.

AI and its use cases are regular topics in the conversations we have with boards and management teams of portfolio companies. Many view it as an efficiency booster, while others are using AI to transform their business models entirely.

Conversational and generative AI applications, such as ChatGPT, are increasingly integrated into mission-critical workflows for companies. As a result, we see significant near- and medium-term investment opportunity in companies whose products and services can easily and effectively employ AI applications.

Expanding the opportunity set

AI continues to be an opportunity for investment in disruptor companies, as traditional venture and growth investing would suggest. But generative AI also has the potential to shift the balance of power back to incumbents. We have already seen it in software, where AI investment by industry leaders has left many startups with steeper catch-up curves.

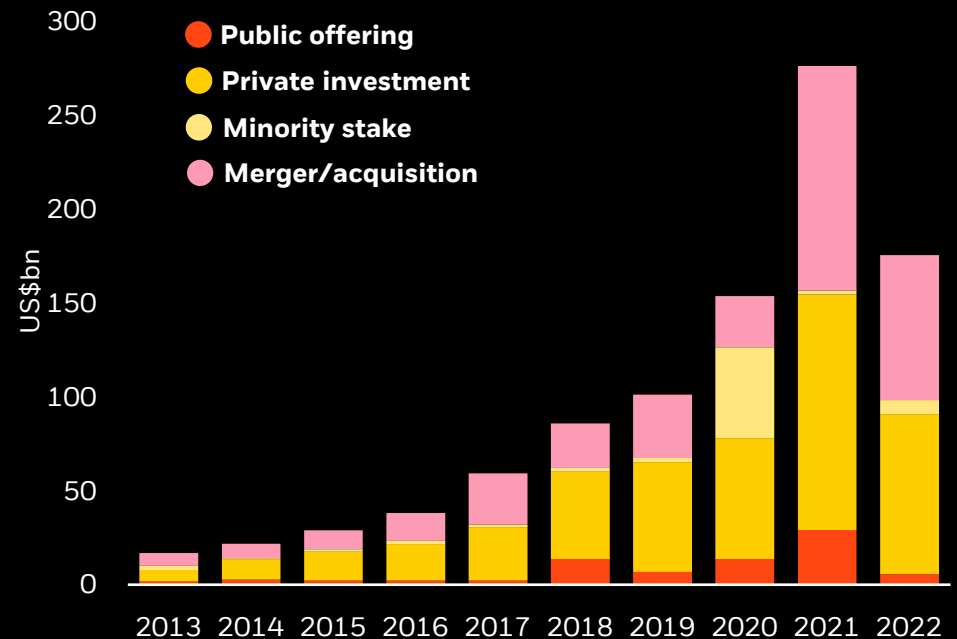
AI applications are also emerging in our investments in healthcare, business services, and consumer, particularly as we see more consumer engagement with generative AI products. It also has potential for industrials with mission-critical services. Across sectors, AI has the power to enlarge the investment opportunity set.

Hype warning

Given the intense media attention around AI, more businesses than ever are advertising themselves as AI-powered. The technology and its applications are new and evolving and require deeper diligence to verify those claims. When researching a company's AI solutions, it makes sense to explore what potential barriers to entry related to AI their competitors might face.

New players

After years of being dominated by private equity investment, AI is seeing broader attention and activity from other investors



Source: NetBase Quid via AI Index Report, 2023.

AI and the investment process

The role of AI in the investment process is rapidly evolving, as firms continue to explore where and how it can deliver value and efficiency, while minimizing risk for their businesses and clients. At BlackRock, we currently employ AI and large-language models to develop predictive, not reactive, approaches to deal flow.

Real estate

Value in volatility

The window of opportunity is opening up for real estate investors.

Globally, valuations are still adjusting down from their 2022 peaks, as a result of higher inflation, interest rates and volatility. This dislocated environment allows investors to purchase high-quality assets at attractive prices, and often below replacement cost. And bid-ask spreads are starting to narrow as investors command higher risk premiums across the board.

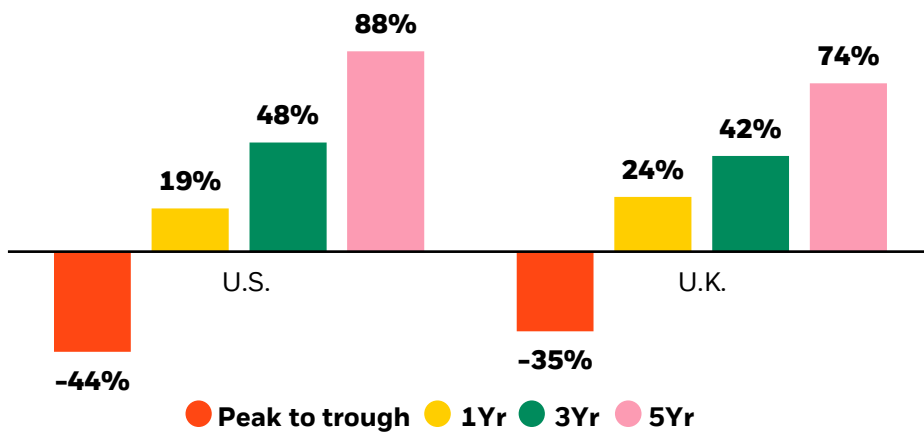
Historically, the real estate asset class tends to perform well after periods of dislocation. And we believe this environment of repricing amid steady market fundamentals represents a great opportunity. There are, however, strong headwinds. Transaction volume globally is down 57% year-over-year¹, largely due to the higher cost of capital. In the near term, limited financing availability will likely contribute to an environment that's very different from the low-rate world that followed the global financial crisis.

As banks continue to adapt to the changing regime, the restrictive financing environment should continue. This creates an opportunity for non-bank lenders, such as insurance companies and debt funds, to step in – creating varied capital availability by sector and market. Historically, a less-liquid environment favors investors who rely on little or no leverage.

For the next few years, wide dispersion in performance across sectors, markets, and asset quality will create opportunities to deliver alpha. Dispersion has defined the asset class since mid-2022, when interest rates started to affect the private markets, and will likely be a major investment theme in 2024. Going forward, we believe that asset selection is key, though location remains critical. And investors looking to deploy dry powder should consider higher-quality properties, which have tended to outperform during the early stages of past real estate market recoveries.

Opportunities in uncertain times

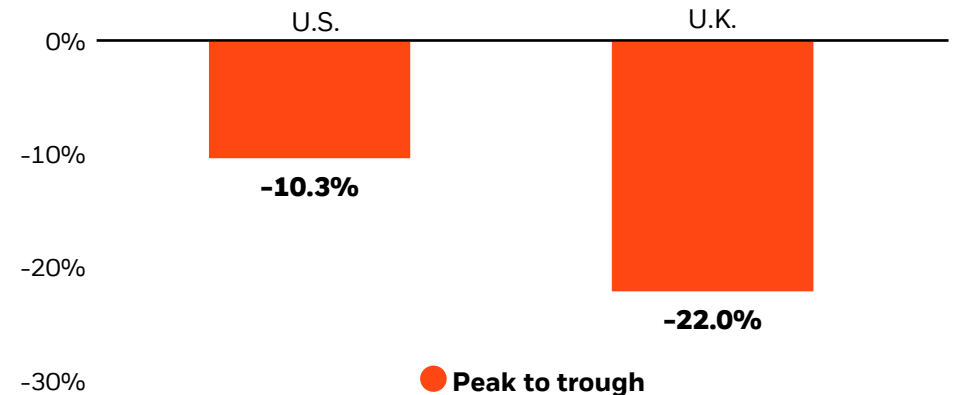
Global real estate returns during and in the years after the GFC²



Source: 1. MSCI, as of June 30, 2023 2. MSCI U.K. Quarterly Property Index, NCREIF Index, peak to trough GFC: 1Q2008-1Q2010, 1Q2010 starting for cumulative returns. MSCI, PMA, NCREIF and BlackRock, 3. U.K. data is from the MSCI U.K. Property Monthly Index as of September 2023. U.S. data is from The NCREIF Property Index as of June 30, 2023. **The figures relate to past performance. Past performance is not a reliable indicator of current of future results.**

Repricing in action

Recent fluctuations offer potential opportunities for investors³



Finding pockets of promise

Income growth and yield will be more important for real estate investors in the dislocated market we see emerging. That places a premium on cash-flow durability and rent pricing power.

There are areas that investors should monitor closely – for example, we have started to see excess supply in some high-growth apartment markets in the U.S., putting fundamentals for these areas in question.

More broadly, supply should be less of a risk over the medium term. Developers are facing higher costs of capital in both the equity and debt markets, which could slow down new development dramatically. Meanwhile, we expect new logistics supply to remain limited in some markets, such as leading cities in Australia and New Zealand, given geographic layout and land zoning.

The Asia-Pacific region provides a good example of the degree to which higher interest rates are weighing down the sales market. Among its neighbors, Japan is an outlier, given its relatively low interest rates. As a result, including land deals, real estate transaction volume in Japan is only down 9% year over year, compared with a 30%¹ decline for the whole APAC region.

Even amid slow capital markets, there are trends on the ground that support several property types. Industrial and logistics properties continue to be attractive across regions. In the U.S., Europe and some APAC markets, residential also offers strong potential for growth. And necessity retail in the U.S. is also screening well because of its attractive entry points and low supply.

In addition to the cyclical opportunity resulting from corrected valuations, we see the mega forces driving dispersion in performance, given trends including demographic shifts, the rewiring of supply chains, and the transition to a low-carbon economy.

Positioning for the future

Sectors and regions poised for outperformance

United States

- Apartments in key suburban locations
- Necessity retail close to metropolitan areas
- Logistics hubs near major cities

Europe

- Industrial and logistics facilities that benefit from e-commerce and nearshoring
- Residential and office-to-residential conversion
- Life sciences facilities in university and knowledge centers

Asia-Pacific

- Last-mile logistics in supply-constrained locations
- Living and hospitality sectors
- Niche sectors, such as childcare facilities

Source: 1. MSCI, as of June 30, 2023.

Mega force: Demographics

Two giant generational groups are moving to new phases of life, driving real estate trends¹

Millennials enter peak earning and consumption

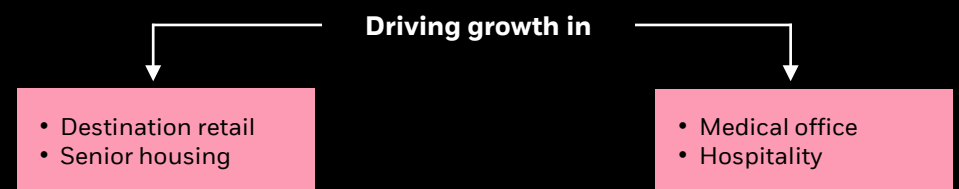
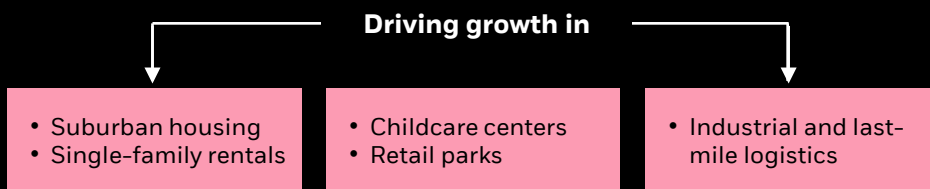
Between now and 2040, the 35-54 age cohort will grow:

- ↑ **22%** Australia
- ↑ **12%** U.S.
- ↑ **11%** Sweden

Baby boomers retire

Between now and 2040, the 65+ age cohort will grow:

- ↑ **72%** South Korea
- ↑ **42%** Australia
- ↑ **28%** U.S. and Europe



The aging of two enormous generational cohorts – Millennials and Baby Boomers – is having profound effects on the global real estate market.

As the world’s 1.8 billion Millennials¹ form families, there will be more demand for larger-format apartment units and single-family, suburban houses across the globe. One major market shift for this generation is that homeownership is relatively unaffordable globally. This has made renting an increasingly attractive option, and will likely be a tailwind for the residential rental sector.

Family formation years also tend to be a period of high consumption and income growth. As Millennials enter this phase, they will increase demand for necessity retail in high-traffic areas. They will also drive growth for industrial properties as they spend increasing amounts through e-commerce.

Millennials also stand to bolster niche sectors such as childcare centers, especially when structured as triple-net leases to mitigate inflation risks for investors and operators.

At the same time, the aging of the world’s Baby Boomers as a “Silver Wave” will create significantly higher demand for certain sectors. Retirees enjoy travel, boosting the appeal of destination retail and hospitality properties. As they age, they’ll also increase the global need for medical office space.

Certain multi-family or other age-restricted housing communities can also be attractive. To harness this mega force successfully, investors need an acute understanding of the particular social, economic and cultural trends in specific regions, countries and micro-locations.

Source: 1. Oxford Economics and BlackRock, as of September 2023. **There is no guarantee that any forecasts made will come to pass.**

FOR PROFESSIONAL, INSTITUTIONAL, WHOLESALE AND QUALIFIED INVESTORS/PROFESSIONAL, QUALIFIED AND PERMITTED CLIENT USE ONLY

RISKS

Capital at risk. The value of investments and the income from them can fall as well as rise and are not guaranteed. Investors may not get back the amount originally invested.

Past performance is not a reliable indicator of current or future results and should not be the sole factor of consideration when selecting a product or strategy.

Changes in the rates of exchange between currencies may cause the value of investments to diminish or increase. Fluctuation may be particularly marked in the case of a higher volatility fund and the value of an investment may fall suddenly and substantially. Levels and basis of taxation may change from time to time.

IMPORTANT INFORMATION

This material is provided for educational purposes only and is not intended to be relied upon as a forecast, research or investment advice, and is not a recommendation, offer or solicitation to buy or sell any securities or to adopt any investment strategy. The opinions expressed are subject to change. References to specific securities, asset classes and financial markets are for illustrative purposes only and are not intended to be and should not be interpreted as recommendations. Reliance upon information in this material is at the sole risk and discretion of the reader. The material was prepared without regard to specific objectives, financial situation or needs of any investor.

This material may contain “forward-looking” information that is not purely historical in nature. Such information may include, among other things, projections, forecasts, and estimates of yields or returns. No representation is made that any performance presented will be achieved by any BlackRock Funds, or that every assumption made in achieving, calculating or presenting either the forward-looking information or any historical performance information herein has been considered or stated in preparing this material. Any changes to assumptions that may have been made in preparing this material could have a material impact on the investment returns that are presented herein. Past performance is not a reliable indicator of current or future results and should not be the sole factor of consideration when selecting a product or strategy.

Diversification does not guarantee investment returns and does not eliminate the risk of loss.

The information and opinions contained in this material are derived from proprietary and non-proprietary sources deemed by BlackRock to be reliable, are not necessarily all-inclusive and are not guaranteed as to accuracy.

In the U.S., this material is for Institutional use only – not for public distribution.

In Canada, this material is intended for permitted clients as defined under Canadian securities law, is for educational purposes only, does not constitute investment advice and should not be construed as a solicitation or offering of units of any fund or other security in any jurisdiction.

For investors in the Caribbean, any funds mentioned or inferred in this material have not been registered under the provisions of the Investment Funds Act of 2003 of the Bahamas, nor have they been registered with the securities regulators of Bermuda, Dominica, the Cayman Islands, the British Virgin Islands, Grenada, Trinidad & Tobago or any jurisdiction in the Organisation of Eastern Caribbean States, and thus, may not be publicly offered in any such jurisdiction. The shares of any fund mentioned herein may only be marketed in Bermuda by or on behalf of the fund or fund manager only in compliance with the provision of the Investment Business Act 2003 of Bermuda and the Companies Act of 1981. Engaging in marketing, offering or selling any fund from within the Cayman Islands to persons or entities in the Cayman Islands may be deemed carrying on business in the Cayman Islands. As a non-Cayman Islands person, BlackRock may not carry on or engage in any trade or business unless it properly registers and obtains a license for such activities in accordance with the applicable Cayman Islands law.

In Latin America, for institutional investors and financial intermediaries only (not for public distribution). This material is for educational purposes only and does not constitute investment advice or an offer or solicitation to sell or a solicitation of an offer to buy any shares of any fund or security and it is your responsibility to inform yourself of, and to observe, all applicable laws and regulations of your relevant jurisdiction. If any funds are mentioned or inferred in this material, such funds may not be registered with the securities regulators of Argentina, Brazil, Chile, Colombia, Mexico, Panama, Peru, Uruguay or any other securities regulator in any Latin American country and thus, may not be publicly offered in any such countries. The securities regulators of any country within Latin America have not confirmed the accuracy of any information contained herein. No information discussed herein can be provided to the general public in Latin America. The contents of this material are strictly confidential and must not be passed to any third party.

IN MEXICO, for institutional and qualified investors use only. Investing involves risk, including possible loss of principal. This material is provided for educational and informational purposes only and does not constitute an offer or solicitation of an offer to buy an shares of any fund or security.

This information does not consider the investment objectives, risk tolerance or the financial circumstances of any specific investor. This information does not replace the obligation of financial advisor to apply his/her best judgment in making investment decisions or investment recommendations. It is your responsibility to inform yourself of, and to observe, all applicable laws and regulations of Mexico. If any funds, securities or investment strategies are mentioned or inferred in this material, such funds, securities or strategies have not been registered with the Mexican National Banking and Securities Commission (Comisión Nacional Bancaria y de Valores, the "CNBV") and thus, may not be publicly offered in Mexico. The CNBV has not confirmed the accuracy of any information contained herein. The provision of investment management and investment advisory services ("Investment Services") is a regulated activity in Mexico, subject to strict rules, and performed under the supervision of the CNBV. The materials that may be shared in this forum are for information purposes only, do not constitute investment advice, and are being shared in the understanding that the addressee is an Institutional or Qualified investor as defined under Mexican Law. BlackRock México Operadora, S.A. de C.V., Sociedad Operadora de Fondos de Inversión ("BlackRock México Operadora") is a Mexican subsidiary of BlackRock, Inc., authorized by the CNBV as a Mutual Fund Manager (Operadora de Fondos), and as such, authorized to manage Mexican mutual funds, ETFs and provide Investment Advisory Services.

For more information on the Investment Services offered by BlackRock Mexico, please review our Investment Services Guide available in www.blackrock.com/mx. This material represents an assessment at a specific time and its information should not be relied upon by the you as research or investment advice regarding the funds, any security or investment strategy in particular. Reliance upon information in this material is at your sole discretion. BlackRock México is not authorized to receive deposits, carry out intermediation activities, or act as a broker dealer, or bank in Mexico.

For more information on BlackRock México, please visit: www.BlackRock.com/mx. BlackRock receives revenue in the form of advisory fees for our advisory services and management fees for our mutual funds, exchange traded funds and collective investment trusts. Any modification, change, distribution or inadequate use of information of this document is not responsibility of BlackRock or any of its affiliates. Pursuant to the Mexican Data Privacy Law (Ley Federal de Protección de Datos Personales en Posesión de Particulares), to register your personal data you must confirm that you have read and understood the Privacy Notice of BlackRock México Operadora.

For the full disclosure, please visit www.BlackRock.com/mx and accept that your personal information will be managed according with the terms and conditions set forth therein.

For investors in Central America, these securities have not been registered before the Securities Superintendence of the Republic of Panama, nor did the offer, sale or their trading procedures. The registration exemption has made according to numeral 3 of Article 129 of the Consolidated Text containing of the Decree-Law No. 1 of July 8, 1999 (institutional investors). Consequently, the tax treatment set forth in Articles 334 to 336 of the Unified Text containing Decree-Law No. 1 of July 8, 1999, does not apply to them.

These securities are not under the supervision of the Securities Superintendence of the Republic of Panama. The information contained herein does not describe any product that is supervised or regulated by the National Banking and Insurance Commission (CNBS) in Honduras. Therefore any investment described herein is done at the investor's own risk.

This is an individual and private offer which is made in Costa Rica upon reliance on an exemption from registration before the General Superintendence of Securities ("SUGEVAL"), pursuant to articles 7 and 8 of the Regulations on the Public Offering of Securities ("Reglamento sobre Oferta Pública de Valores"). This information is confidential, and is not to be reproduced or distributed to third parties as this is NOT a public offering of securities in Costa Rica. The product being offered is not intended for the Costa Rican public or market and neither is registered or will be registered before the SUGEVAL, nor can be traded in the secondary market.

If any recipient of this documentation receives this document in El Salvador, such recipient acknowledges that the same has been delivered upon his request and instructions, and on a private placement basis.

In Colombia, the sale of each fund discussed herein, if any, is addressed to less than one hundred specifically identified investors, and such fund may not be promoted or marketed in Colombia or to Colombian residents unless such promotion and marketing is made in compliance with Decree 2555 of 2010 and other applicable rules and regulations related to the promotion of foreign financial and/or securities related products or services in Colombia. With the receipt of these materials, and unless the Client contacts BlackRock with additional requests for information, the Client agrees to have been provided the information for due advisory required by the marketing and promotion regulatory regime applicable in Colombia

In Argentina, only for use with Qualified Investors under the definition as set by the Comisión Nacional de Valores (CNV).

In Brazil, this private offer does not constitute a public offer, and is not registered with the Brazilian Securities and Exchange Commission, for use only with professional investors as such term is defined by the Comissão de Valores Mobiliários.

In Chile, the sale of each fund not registered with the CMF is subject to General Rule No. 336 issued by the SVS (now the CMF). The subject matter of this sale may include securities not registered with the CMF; therefore, such securities are not subject to the supervision of the CMF. Since the securities are not registered in Chile, there is no obligation of the issuer to make publicly available information about the securities in Chile. The securities shall not be subject to public offering in Chile unless registered with the relevant registry of the CMF. **In Peru**, this private offer does not constitute a public offer, and is not registered with the Securities Market Public Registry of the Peruvian Securities Market Commission, for use only with institutional investors as such term is defined by the Superintendencia de Banca, Seguros y AFP. **In Uruguay**, the Securities are not and will not be registered with the Central Bank of Uruguay. The Securities are not and will not be offered publicly in or from Uruguay and are not and will not be traded on any Uruguayan stock exchange. This offer has not been and will not be announced to the public and offering materials will not be made available to the general public except in circumstances which do not constitute a public offering of securities in Uruguay, in compliance with the requirements of the Uruguayan Securities Market Law (Law N° 18.627 and Decree 322/011).

For offshore investors, For Institutional investors and financial intermediaries only (not for public distribution). The information contained herein is for informational purposes only and is not intended to be relied upon as a forecast, research or investment advice, and is not a recommendation, offer or solicitation to buy or sell any securities or to adopt any investment strategy. An assessment should be made as to whether the information is appropriate for you having regard to your objectives, financial situation, and needs. Reliance upon information in this material is at the sole discretion of the reader. Investment implies risk, including the possible loss of principal.

This information does not consider the investment objectives, risk tolerance, or the financial circumstances of any specific investor. This information does not replace the obligation of financial advisor to apply his/her best judgment in making investment decisions or investment recommendations.

This material is restricted to distribution to non-U.S. Persons outside the United States within the meaning of Regulation S under the U.S. Securities Act of 1933, as amended (the "Securities Act"). Any securities described herein may not be registered under the Securities Act or with any securities regulatory authority of any state or other jurisdiction and may not be offered, sold, pledged or otherwise transferred except to persons outside the U.S. in accordance with Regulation S under the Securities Act pursuant to the terms of such securities. In particular, any UCITS funds mentioned herein are not available to investors in the U.S. and this material cannot be construed as an offer of any UCITS fund to any investor in the U.S.

In the EEA and UK, this material is for distribution to Professional Clients (as defined by the Financial Conduct Authority or MiFID Rules) only and should not be relied upon by any other persons.

In the UK and Non-European Economic Area (EEA) countries, this is Issued by BlackRock Investment Management (UK) Limited, authorised and regulated by the Financial Conduct Authority. Registered office: 12 Throgmorton Avenue, London, EC2N 2DL. Tel: + 44 (0)20 7743 3000. Registered in England and Wales No. 02020394. For your protection telephone calls are usually recorded. Please refer to the Financial Conduct Authority website for a list of authorised activities conducted by BlackRock.

In the European Economic Area (EEA), this is Issued by BlackRock (Netherlands) B.V. is authorised and regulated by the Netherlands Authority for the Financial Markets. Registered office Amstelplein 1, 1096 HA, Amsterdam, Tel: 020 – 549 5200, Tel: 31-20-549-5200. Trade Register No. 17068311 For your protection telephone calls are usually recorded. For information on investor rights and how to raise complaints please go to <https://www.blackrock.com/corporate/compliance/investor-right> available in Italian.

For Qualified Investors in Switzerland: For Qualified Investors only. This document is marketing material.

This document shall be exclusively made available to, and directed at, qualified investors as defined in Article 10 (3) of the CISA of 23 June 2006, as amended, at the exclusion of qualified investors with an opting-out pursuant to Art. 5 (1) of the Swiss Federal Act on Financial Services ("FinSA").

For information on art. 8 / 9 Financial Services Act (FinSA) and on your client segmentation under art. 4 FinSA, please see the following website: www.blackrock.com/finsa.

For investors in Israel: For Qualified Clients/Qualified Investors. BlackRock Investment Management (UK) Limited is not licenced under Israel's Regulation of Investment Advice, Investment Marketing and Portfolio Management Law, 5755-1995 (the "Advice Law"), nor does it carry insurance thereunder. Qualified Clients/Qualified Investors.

In Saudi Arabia, Bahrain, Dubai (DIFC), Kuwait, Oman, Qatar and UAE, the information contained in this document, does not constitute and should not be construed as an offer of, invitation or proposal to make an offer for, recommendation to apply for or an opinion or guidance on a financial product, service and/or strategy. Whilst great care has been taken to ensure that the information contained in this document is accurate, no responsibility can be accepted for any errors, mistakes or omissions or for any action taken in reliance thereon. You may only reproduce, circulate and use this document (or any part of it) with the consent of BlackRock.

The information contained in this document is for information purposes only. It is not intended for and should not be distributed to, or relied upon by, members of the public.

The information contained in this document, may contain statements that are not purely historical in nature but are “forward-looking statements”. These include, amongst other things, projections, forecasts or estimates of income. These forward-looking statements are based upon certain assumptions, some of which are described in other relevant documents or materials. If you do not understand the contents of this document, you should consult an authorised financial adviser.

Kingdom of Saudi Arabia: Issued by BlackRock Saudi Arabia, authorised and regulated by the Capital Market Authority (License Number 18-192-30). Registered office: 29th floor, Olaya Towers – Tower B, 3074 Prince Mohammed bin Abdulaziz St., Olaya District, Riyadh 12213 – 8022, Kingdom of Saudi Arabia, Tel: +966 11 838 3600. CR No, 1010479419. For your protection telephone calls are usually recorded. Please refer to the Capital Market Authority website for a list of authorised activities conducted by BlackRock Saudi Arabia.

Bahrain: The information contained in this document is intended strictly for sophisticated institutions.

Dubai (DIFC): Blackrock Advisors (UK) Limited -Dubai Branch is a DIFC Foreign Recognised Company registered with the DIFC Registrar of Companies (DIFC Registered Number 546), with its office at Unit L15 - 01A, ICD Brookfield Place, Dubai International Financial Centre, PO Box 506661, Dubai, UAE, and is regulated by the DFSA to engage in the regulated activities of ‘Advising on Financial Products’ and ‘Arranging Deals in Investments’ in or from the DIFC, both of which are limited to units in a collective investment fund (DFSA Reference Number F000738).

The information contained in this document is intended strictly for Professional Clients as defined under the Dubai Financial Services Authority (“DFSA”) Conduct of Business (COB) Rules.

Kuwait: The information contained in this document is intended strictly for sophisticated institutions that are ‘Professional Clients’ as defined under the Kuwait Capital Markets Law and its Executive Bylaws.

Oman: The information contained in this document is intended strictly for sophisticated institutions.

Qatar: The information contained in this document is intended strictly for sophisticated institutions.

UAE: The information contained in this document is intended strictly for non-natural Qualified Investors as defined in the UAE Securities and Commodities Authority’s Board Decision No. 3/R.M of 2017 concerning Promoting and Introducing Regulations.

For investors in Israel: BlackRock Investment Management (UK) Limited is not licenced under Israel's Regulation of Investment Advice, Investment Marketing and Portfolio Management Law, 5755-1995 (the “Advice Law”), nor does it carry insurance thereunder.

In South Africa, please be advised that BlackRock Investment Management (UK) Limited is an authorised Financial Services provider with the South African Financial Services Conduct Authority, FSP No. 43288.

Any research in this document has been procured and may have been acted on by BlackRock for its own purpose. The results of such research are being made available only incidentally. The views expressed do not constitute investment or any other advice and are subject to change. They do not necessarily reflect the views of any company in the BlackRock Group or any part thereof and no assurances are made as to their accuracy.

This document is for information purposes only and does not constitute an offer or invitation to anyone to invest in any BlackRock funds and has not been prepared in connection with any such offer.

In Singapore, this document is provided by BlackRock (Singapore) Limited (company registration number:200010143N) for use only with institutional investors as defined in Section 4A of the Securities and Futures Act, Chapter 289 of Singapore. This advertisement or publication has not been reviewed by the Monetary Authority of Singapore.

In Hong Kong, this material is issued by BlackRock Asset Management North Asia Limited and has not been reviewed by the Securities and Futures Commission of Hong Kong. This material is for distribution to "Professional Investors" (as defined in the Securities and Futures Ordinance (Cap.571 of the laws of Hong Kong) and any rules made under that ordinance.) and should not be relied upon by any other persons or redistributed to retail clients in Hong Kong.

In South Korea, this information is issued by BlackRock Investment (Korea) Limited. This material is for distribution to the Qualified Professional Investors (as defined in the Financial Investment Services and Capital Market Act and its sub-regulations) and for information or educational purposes only and does not constitute investment advice or an offer or solicitation to purchase or sells in any securities or any investment strategies.

In Taiwan, independently operated by BlackRock Investment Management (Taiwan) Limited. Address: 28F., No. 100, Songren Rd., Xinyi Dist., Taipei City 110, Taiwan. Tel: (02)23261600.

In Australia and New Zealand, [MM3] issued by BlackRock Investment Management (Australia) Limited ABN 13 006 165 975, AFSL 230 523 (BIMAL) for the exclusive use of the recipient, who warrants by receipt of this material that they are a wholesale client as defined under the Australian Corporations Act 2001 (Cth) and the New Zealand Financial Advisers Act 2008 respectively.

This material provides general information only and does not take into account your individual objectives, financial situation, needs or circumstances. Before making any investment decision, you should therefore assess whether the material is appropriate for you and obtain financial advice tailored to you having regard to your individual objectives, financial situation, needs and circumstances. Refer to BIMAL's Financial Services Guide on its website for more information. This material is not a financial product recommendation or an offer or solicitation with respect to the purchase or sale of any financial product in any jurisdiction.

This material is not intended for distribution to, or use by, any person or entity in any jurisdiction or country where such distribution or use would be contrary to local law or regulation. BIMAL is a part of the global BlackRock Group which comprises of financial product issuers and investment managers around the world. BIMAL is the issuer of financial products and acts as an investment manager in Australia. BIMAL does not offer financial products to persons in New Zealand who are retail investors (as that term is defined in the Financial Markets Conduct Act 2013 (FMCA)). This material does not constitute or relate to such an offer. To the extent that this material does constitute or relate to such an offer of financial products, the offer is only made to, and capable of acceptance by, persons in New Zealand who are wholesale investors (as that term is defined in the FMCA).

BIMAL, its officers, employees and agents believe that the information in this material and the sources on which it is based (which may be sourced from third parties) are correct as at the date of publication. While every care has been taken in the preparation of this material, no warranty of accuracy or reliability is given and no responsibility for the information is accepted by BIMAL, its officers, employees or agents. Except where contrary to law, BIMAL excludes all liability for this information.

In China, this material may not be distributed to individuals resident in the People's Republic of China ("PRC", for such purposes, not applicable to Hong Kong, Macau and Taiwan) or entities registered in the PRC unless such parties have received all the required PRC government approvals to participate in any investment or receive any investment advisory or investment management services.

For Southeast Asia: This document is issued by BlackRock and is intended for the exclusive use of any recipient who warrants, by receipt of this material, that such recipient is an institutional investors or professional/sophisticated/qualified/ accredited/expert investor as such term may apply under the relevant legislations in Southeast Asia (for such purposes, includes only Malaysia, the Philippines, Thailand, Indonesia and Brunei). BlackRock does not hold any regulatory licenses or registrations in Southeast Asia countries listed above, and is therefore not licensed to conduct any regulated business activity under the relevant laws and regulations as they apply to any entity intending to carry on business in Southeast Asia, nor does BlackRock purport to carry on, any regulated activity in any country in Southeast Asia. BlackRock funds, and/or services shall not be offered or sold to any person in any jurisdiction in which such an offer, solicitation, purchase, or sale would be deemed unlawful under the securities laws or any other relevant laws of such jurisdiction(s).

This material is provided to the recipient on a strictly confidential basis and is intended for informational or educational purposes only. Nothing in this document, directly or indirectly, represents to you that BlackRock will provide, or is providing BlackRock products or services to the recipient, or is making available, inviting, or offering for subscription or purchase, or invitation to subscribe for or purchase, or sale, of any BlackRock fund, or interests therein. This material neither constitutes an offer to enter into an investment agreement with the recipient of this document, nor is it an invitation to respond to it by making an offer to enter into an investment agreement.

The distribution of the information contained herein may be restricted by law and any person who accesses it is required to comply with any such restrictions. By reading this information you confirm that you are aware of the laws in your own jurisdiction regarding the provision and sale of funds and related financial services or products, and you warrant and represent that you will not pass on or utilize the information contained herein in a manner that could constitute a breach of such laws by BlackRock, its affiliates or any other person.

In Japan, this is issued by BlackRock Japan. Co., Ltd. (Financial Instruments Business Operator: The Kanto Regional Financial Bureau. License No375, Association Memberships: Japan Investment Advisers Association, The Investment Trusts Association, Japan, Japan Securities Dealers Association, Type II Financial Instruments Firms Association.) for Professional Investors only (Professional Investor is defined in Financial Instruments and Exchange Act).

For Other Countries in APAC: This material is provided for your informational purposes only and must not be distributed to any other persons or redistributed. This material is issued for Institutional Investors only (or professional/sophisticated/qualified investors as such term may apply in local jurisdictions) and does not constitute investment advice or an offer or solicitation to purchase or sell in any securities, BlackRock funds or any investment strategy nor shall any securities be offered or sold to any person in any jurisdiction in which an offer, solicitation, purchase or sale would be unlawful under the securities laws of such jurisdiction.

The information provided here is neither tax nor legal advice. Investors should speak to their tax professional for specific information regarding their tax situation. Investment involves including possible loss of principal. International investing involves risks, including risks related to foreign currency, limited liquidity, less government regulation, and the possibility of substantial volatility due to adverse political, economic or other developments. These risks are often heightened for investments in emerging/developing markets or smaller capital markets.

FOR PROFESSIONAL, INSTITUTIONAL, WHOLESALE AND QUALIFIED INVESTORS/PROFESSIONAL, QUALIFIED AND PERMITTED CLIENT USE ONLY

Any research in this document has been procured and may have been acted on by BlackRock for its own purpose. The results of such research are being made available only incidentally. The views expressed do not constitute investment or any other advice and are subject to change. They do not necessarily reflect the views of any company in the BlackRock Group or any part thereof and no assurances are made as to their accuracy. This document is for information purposes only and does not constitute an offer or invitation to anyone to invest in any BlackRock funds and has not been prepared in connection with any such offer. If you are an intermediary or third-party distributor, you must only disseminate this material to other Professional Investors as permitted in the above specified jurisdictions and in accordance with applicable laws and regulations. THE INFORMATION CONTAINED HEREIN, TOGETHER WITH THE PERFORMANCE RESULTS PRESENTED, IS PROPRIETARY IN NATURE AND HAS BEEN PROVIDED TO YOU ON A CONFIDENTIAL BASIS, AND MAY NOT BE REPRODUCED, COPIED OR DISTRIBUTED WITHOUT THE PRIOR CONSENT OF BLACKROCK.

©2023 BlackRock, Inc. or its affiliates. All Rights Reserved. BLACKROCK is a registered trademark of BlackRock, Inc. or its affiliates. All other trademarks are those of their respective owners.