

iShares Global Listed Property Index Fund Class D (Hedged) Australian Dollar Australia Funds

BlackRock

September 2024

Performance, Portfolio Breakdowns and Net Assets information as at: 30-Sep-2024.

FUND OVERVIEW

The Fund aims to provide investors with the performance of the market (before fees and the cost of hedging) as measured by the FTSE EPRA/NAREIT Developed Index Net TR Index (AUD Hedged)

GROWTH OF HYPOTHETICAL 10,000 AUD SINCE INCEPTION



Unit Class ■ Benchmark ■

The chart reflects the performance of a hypothetical investment in the fund/share class of AUD10,000 over a specified period in time. The performance of the hypothetical investment is based on the actual past performance of the fund/share class over the specified period. Performance of the fund/share class is calculated on an exit-to-exit price basis, e.g. after fund management fees and expenses, and assume reinvestment of distributions. The performance quoted represents past performance and does not guarantee future results.

Where the performance quoted reflects performance over a period of less than one year. Performance returns over the short term may not be indicative of long-term performance.

KEY FACTS

Asset Class : Equity

Benchmark : FTSE EPRA Nareit Developed hedged in AUD Net TRI (AUD)

Fund Inception Date : 31-July-2020

Share Class Inception Date : 11-Dec-2020

Share Class Currency : AUD

Fund Size (mil) : 450.00 AUD

Domicile : Australia

ISIN : AU60BLK02528

APIR Code : BLK0252AU

FEES AND CHARGES

Annual Management Fee : 0.25%

PORTFOLIO CHARACTERISTICS

Trailing 12-month Yield : -

Price to Book Ratio : 1.53x

Price to Earnings Ratio : 30.34x

Standard Deviation (3y) : 18.22

PORTFOLIO MANAGER(S)

Jane Kim

PERFORMANCE (%)

	Cumulative					Annualised		
	1m	3m	6m	YTD	1y	3y	5y	S.I.
Unit Class	2.49	13.60	11.38	11.30	25.59	0.21	-	4.86
Benchmark	2.45	13.52	11.22	11.11	25.23	0.06	-	4.62

CALENDAR YEAR PERFORMANCE

	2019	2020	2021	2022	2023
Unit Class	-	-	29.09	-24.04	7.99
Benchmark	-	-	28.60	-24.16	7.90

Past performance is not a reliable indicator of future performance. Performance for periods greater than one year is annualised. Performance of the fund/share class is calculated on a net returns basis, e.g. after fund management fees and expenses, and assume reinvestment of distributions. For further information, please refer to the disclaimer at the end of this document.

iShares Global Listed Property Index Fund

Class D (Hedged) Australian Dollar

Australia Funds

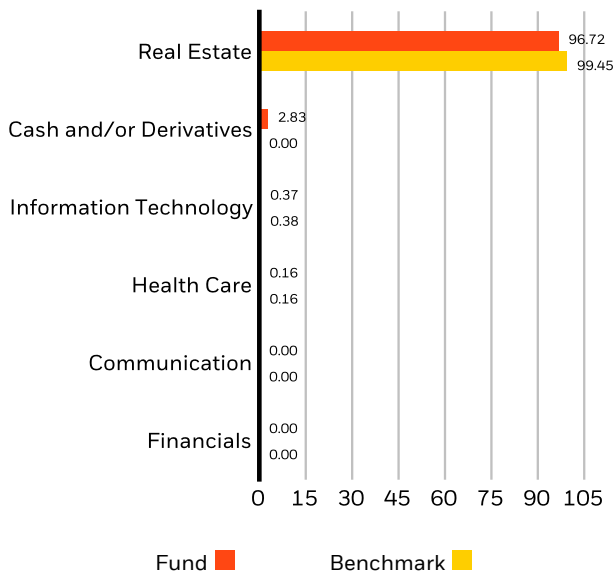


TOP 10 HOLDINGS (%)

PROLOGIS INC	5.95%
EQUINIX INC	4.29%
WELLTOWER INC	3.93%
PUBLIC STORAGE	2.93%
REALTY INCOME CORPORATION	2.81%
SIMON PROPERTY GROUP INC	2.79%
DIGITAL REALTY TRUST INC	2.66%
GOODMAN GROUP	2.44%
EXTRA SPACE STORAGE INC	1.92%
VICI PROPERTIES INC	1.77%
Total of Portfolio	31.49%

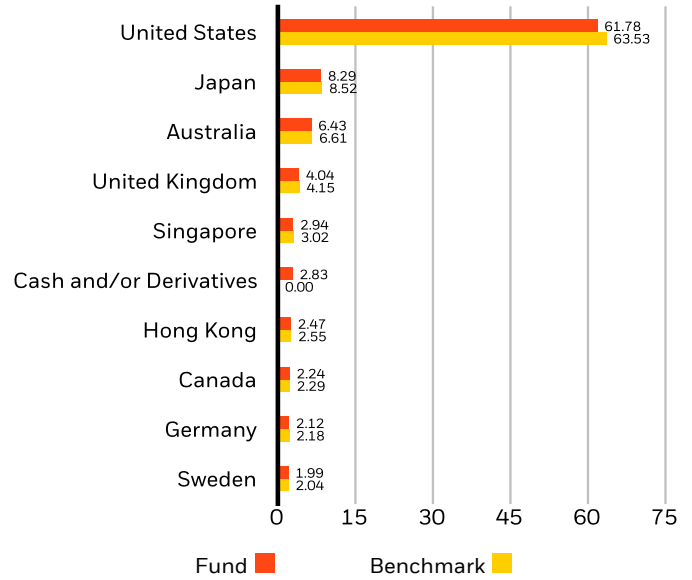
Reference to the company names mentioned in this communication is merely for explaining the investment strategy, and should not be construed as investment advice or investment recommendation of those companies.

SECTOR BREAKDOWN (%)



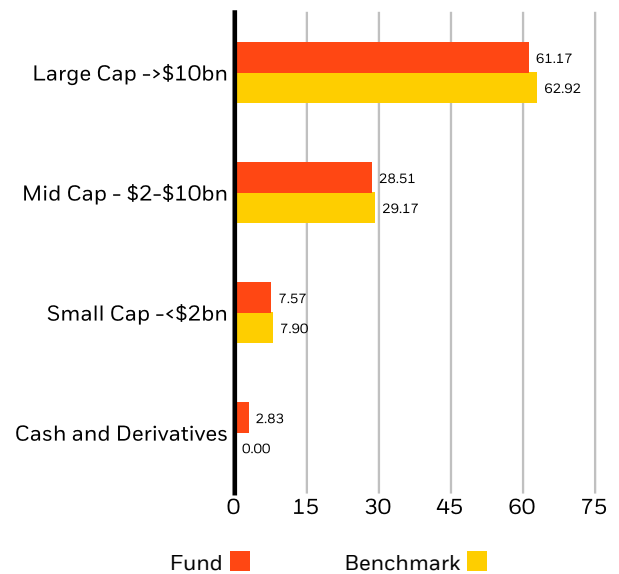
Allocations are subject to change. Source: BlackRock

GEOGRAPHIC BREAKDOWN (%)



Allocations are subject to change. Source: BlackRock

MARKET CAPITALISATION (%)



Allocations are subject to change. Source: BlackRock

Contact Us

For AU: 1300 366 100 • www.blackrock.com/au • clientservices.aus@blackrock.com

IMPORTANT INFORMATION:

Unless otherwise specified, all information as of 08-Oct-2024.

Issued by BlackRock Investment Management (Australia) Limited ABN 13 006 165 975, AFSL 230 523 (BIMAL). This material provides general information only and does not take into account your individual objectives, financial situation, needs or circumstances. Before making any investment decision, you should assess whether the material is appropriate for you and obtain financial advice tailored to you having regard to your individual objectives, financial situation, needs and circumstances. Refer to BIMAL's Financial Services Guide on its website for more information. This material is not a financial product recommendation or an offer or solicitation with respect to the purchase or sale of any financial product in any jurisdiction.

Information provided is for illustrative and informational purposes and is subject to change. It has not been approved by any regulator.

This material is not intended for distribution to, or use by, any person or entity in any jurisdiction or country where such distribution or use would be contrary to local law or regulation. BIMAL is a part of the global BlackRock Group which comprises of financial product issuers and investment managers around the world. BIMAL is the issuer of financial products and acts as an investment manager in Australia.

BIMAL is the responsible entity and issuer of units in the Australian domiciled managed investment schemes referred to in this material, including the Australian domiciled iShares ETFs. Any potential investor should consider the latest product disclosure statement (PDS) before deciding whether to acquire, or continue to hold, an investment in any BlackRock fund. BlackRock has also issued a target market determination (TMD) that describes the class of consumers that comprises the target market for each BlackRock fund and matters relevant to their distribution and review. The PDS and the TMD can be obtained by contacting the BIMAL Client Services Centre on 1300 366 100. In some instances the PDS and the TMD are also available on the BIMAL website at www.blackrock.com/au. An iShares ETF is not sponsored, endorsed, issued, sold or promoted by the provider of the index which a particular iShares ETF seeks to track. No index provider makes any representation regarding the advisability of investing in the iShares ETFs. Further information on the index providers can be found in the BIMAL website terms and conditions at www.blackrock.com/au.

BIMAL, its officers, employees and agents believe that the information in this material and the sources on which it is based (which may be sourced from third parties) are correct as at the date of publication. While every care has been taken in the preparation of this material, no warranty of accuracy or reliability is given and no responsibility for the information is accepted by BIMAL, its officers, employees or agents. Except where contrary to law, BIMAL excludes all liability for this information.

Any investment is subject to investment risk, including delays on the payment of withdrawal proceeds and the loss of income or the principal invested. While any forecasts, estimates and opinions in this material are made on a reasonable basis, actual future results and operations may differ materially from the forecasts, estimates and opinions set out in this material. No guarantee as to the repayment of capital or the performance of any product or rate of return referred to in this material is made by BIMAL or any entity in the BlackRock group of companies.

No part of this material may be reproduced or distributed in any manner without the prior written permission of BIMAL.

© 2024 BlackRock, Inc. or its affiliates. All Rights reserved. BLACKROCK, BLACKROCK SOLUTIONS, ALADDIN, iSHARES and the stylised i logo are registered and unregistered trademarks of BlackRock, Inc. or its affiliates. All other trademarks are those of their respective owners.

Contact Us

For AU: 1300 366 100 • www.blackrock.com/au • clientservices.aus@blackrock.com