

iShares World Government Bond Index Fund

D2 Hong Kong Dollar

BlackRock Premier Funds

BlackRock
貝萊德

May 2024

Performance, Portfolio Breakdowns and Characteristics, and Net Assets as at 31-May-2024.

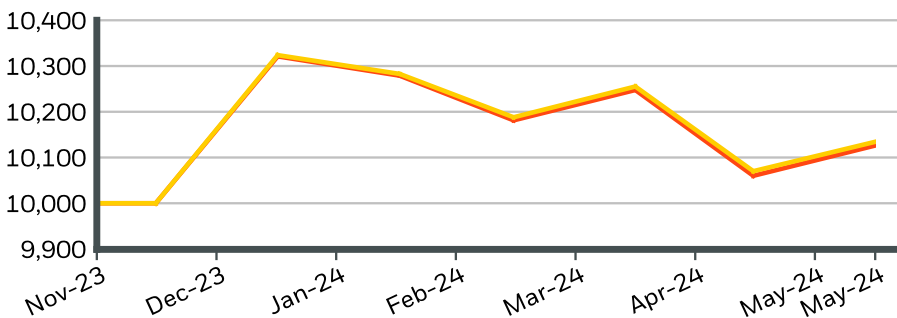
Important: Investment involves risk, including the loss of principal. Please refer to the Prospectus and Key Facts Statement for details including the risk factors. Investors should not base their investment decision on this marketing material alone. Investors should note:

- The Fund invests in fixed income instruments, which may subject it to issuer risk, liquidity risk, interest rate risk, valuation risk and credit rating downgrading risk.
- The Fund is subject to passive investment risks, tracking error risks, index-related risk and currency risk.
- The Fund is exposed to sovereign debt risk when investing in government bonds. The government entity may not be able or willing to repay the principal and/or interest when due. The Fund's recourse against a defaulting sovereign is limited and may suffer a significant loss in the event of default.

INVESTMENT OBJECTIVE

iShares World Government Bond Index Fund seeks to provide investment results that, before fees and expenses, closely track the performance of the FTSE MPF World Government Bond Index (HKD hedged total return).

GROWTH OF 10,000 SINCE LAUNCH



Share Class ■

Benchmark ■

Past performance is not a reliable indicator of current or future performance and should not be the sole factor of consideration when selecting a product or strategy. Investors may not get back the full amount invested. Performance is shown on a Net Asset Value (NAV) basis with gross income reinvested, net of fees. Performance is calculated in the relevant share class currency, including ongoing charges and taxes and excluding subscription and redemption fees, if applicable. Benchmark performance displayed in denominated currency and for comparative purpose only.

CUMULATIVE & ANNUALISED PERFORMANCE (%)

	CUMULATIVE (%)				ANNUALISED (% p.a.)			
	1m	3m	6m	YTD	1y	3y	5y	S.I.
Fund	0.66	-0.54	1.26	-1.89	-	-	-	-
Benchmark	0.64	-0.53	1.34	-1.84	-	-	-	-

CALENDAR YEAR PERFORMANCE (%)

	2019	2020	2021	2022	2023
Fund	-	-	-	-	-
Benchmark	-	-	-	-	-

Past performance is not a reliable indicator of current or future performance and should not be the sole factor of consideration when selecting a product or strategy. Investors may not get back the full amount invested. Performance is shown on a Net Asset Value (NAV) basis with gross income reinvested, net of fees. Performance is calculated in the relevant share class currency, including ongoing charges and taxes and excluding subscription and redemption fees, if applicable. Benchmark performance displayed in denominated currency and for comparative purpose only.

KEY FACTS

Asset Class : Fixed Income

Benchmark : FTSE MPF World Government Bond Index (HKD hedged total return) (HKD)

Fund Inception Date : 23-Mar-2017

Share Class Inception Date : 15-Nov-2023

Share Class Currency : HKD

Net Assets (mil) : 5,382.04 HKD

Morningstar Category : -

ISIN : HK0000956794

Bloomberg Ticker : WGBD2HK

FEES and CHARGES*

Initial Charge : 3.00%

Annual Management Fee (incl Distribution Fee, if any) : 0.15%

*For Fee details, please refer to the Fund Prospectus.

PORTFOLIO CHARACTERISTICS

Effective Duration : 6.80 yrs

Average Weighted Maturity : 8.67 yrs

Yield To Maturity : 3.82%

Number of Holdings : -

PORTFOLIO MANAGERS

Francis Rayner

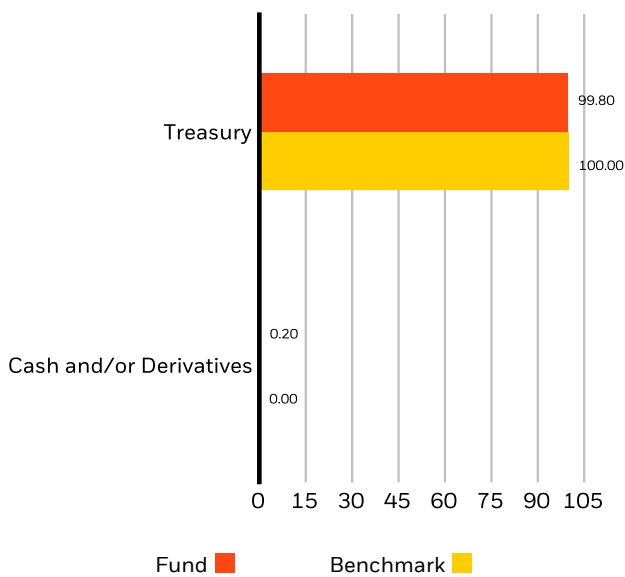
PortSols RATES LON GFI-EU Group

TOP 10 HOLDINGS(%)

CHINA PEOPLES REPUBLIC OF (GOVERNMENT BOND) 2.69 08/15/2032	0.75%
CHINA PEOPLES REPUBLIC OF (GOVERNMENT BOND) 2.48 04/15/2027	0.74%
CHINA PEOPLES REPUBLIC OF (GOVERNMENT BOND) 2.46 02/15/2026	0.71%
CHINA PEOPLES REPUBLIC OF (GOVERNMENT BOND) 2.37 01/20/2027	0.70%
CHINA PEOPLES REPUBLIC OF (GOVERNMENT BOND) 2.75 02/17/2032	0.62%
CHINA PEOPLES REPUBLIC OF (GOVERNMENT BOND) 2.62 04/15/2028	0.54%
CHINA PEOPLES REPUBLIC OF (GOVERNMENT BOND) 2.6 09/01/2032	0.51%
TREASURY NOTE 4.5 11/15/2033	0.46%
CHINA PEOPLES REPUBLIC OF (GOVERNMENT BOND) 2.69 08/12/2026	0.45%
TREASURY NOTE 4 02/15/2034	0.45%
Total of Portfolio	5.93%

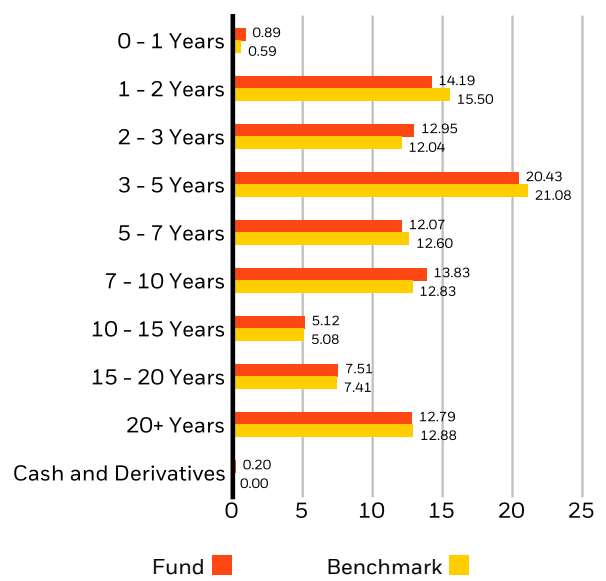
Holdings subject to change.

SECTOR BREAKDOWN (%)



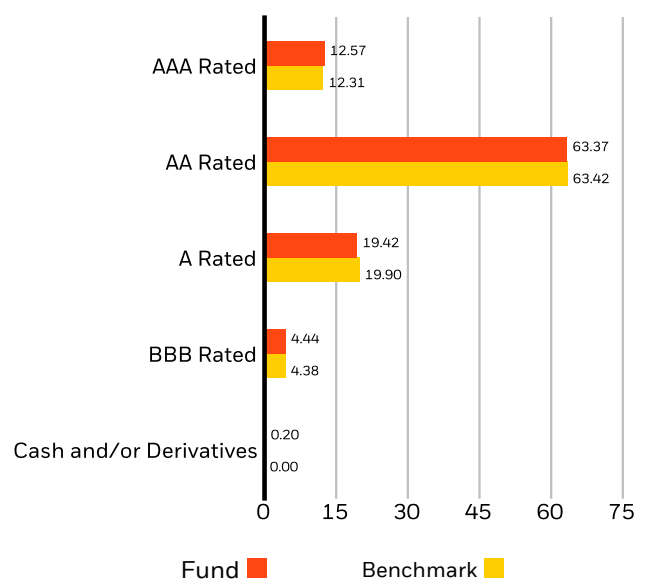
Negative weightings may result from specific circumstances (including timing differences between trade and settlement dates of securities purchased by the funds) and/or the use of certain financial instruments, including derivatives, which may be used to gain or reduce market exposure and/or risk management. Allocations are subject to change. Due to rounding, the total may not be equal to 100%.

MATURITY BREAKDOWN (%)



Negative weightings may result from specific circumstances (including timing differences between trade and settle dates of securities purchased by the funds) and/or the use of certain financial instruments, including derivatives, which may be used to gain or reduce market exposure and/or risk management. Allocations are subject to change. Due to rounding, the total may not be equal to 100%.

CREDIT RATINGS (%)



Allocations are subject to change. Source: BlackRock

Contact Us

For APAC: +852 3903 2688 • www.blackrock.com/hk • clientservice.asiapac@blackrock.com

IMPORTANT INFORMATION:

Unless otherwise specified, all information as of 09-Jun-2024.

Sources: BlackRock and Morningstar. Performance is in share class currency on a NAV to NAV price basis with income reinvested. Fund performance figures are calculated net of fees. The above Fund data is for information only. Investment involves risk. Past performance is not necessarily a guide to future performance. The value of investments and the income from them can fluctuate and is not guaranteed. The investment returns are denominated in share class dealing currency, which may be a foreign currency. If so, US/HK dollar-based investors are therefore exposed to fluctuations in the US/HK dollar/foreign currency exchange rate. Rates of exchange may cause the value of investments to go up or down. Investors may not get back the amount they invest. Individual stock prices/performance do not represent the return of the Fund. This material is for information purposes only and does not constitute an offer or invitation to anyone to invest in any BlackRock funds and has not been prepared in connection with any such offer. For Hong Kong investors, please refer to the BlackRock Premier Funds offering documents for details, including risk factors. Issued by BlackRock Asset Management North Asia Limited. This material and the BlackRock website (www.blackrock.com/hk) have not been reviewed by the Securities and Futures Commission of Hong Kong. BlackRock is a registered trademark of BlackRock, Inc.

© 2024 BlackRock, Inc. or its affiliates. All Rights Reserved. BLACKROCK is a registered trademark of BlackRock, Inc. or its affiliates. All other trademarks are those of their respective owners.

Contact Us

For APAC: +852 3903 2688 • www.blackrock.com/hk • clientservice.asiapac@blackrock.com