

# BlackRock Fixed Income Global Opportunities Fund

## D5 Hedged Swiss Franc BlackRock Global Funds

BlackRock  
貝萊德

August 2024

Performance, Portfolio Breakdowns and Characteristics, and Net Assets as at 31-Aug-2024.

### IMPORTANT:

• The Fund may invest in debt securities that are subject to actual or perceived ratings downgrade. An increase in interest rates may adversely affect the value of the bonds held by the Fund. The Fund may invest in non-investment grade and unrated bonds that may be subject to higher default, volatility and liquidity risks. The Fund invests in asset/ mortgage backed securities that may be subject to greater credit, liquidity, and interest rate risks and are often exposed to extension and prepayment risks.

• The fund is subject to currency risk, delayed delivery transactions risk, emerging market risk, foreign investments restrictions risk, sovereign debt risk, securities lending counterparty risk, currency conversion risk including Renminbi denominated Classes, liquidity risk and contingent convertible bonds risk.

• **Class 3(G) Shares** pay dividends gross of expenses. **Class 6 Shares** and **Class 10 Shares** pay dividends gross of expenses and/or from capital at the Directors' discretion. **Class 8 Shares** pay dividends gross of expenses and/or from capital at the Directors' discretion and include interest rate differentials arising from share class currency hedging. Negative interest rate differentials may decrease the dividends paid. Paying dividends gross of expenses may result in more income being available for distribution; however these shares may effectively pay dividends from capital – may amount to a partial return or withdrawal of an investor's original investment or capital gains. All declared dividends result in an immediate reduction in the NAV price of the share class on the ex-dividend date.

• The Fund may use derivatives for hedging and extensively for investment purposes. Risks associated with derivatives include counterparty/credit, liquidity, valuation, volatility and market risks. The Fund's volatility may increase or decrease from its derivative usage, and may suffer losses.

• The value of the Fund can be volatile and can go down substantially within a short period of time. It is possible that a certain amount of your investment could be lost.

• Investors should not make investment decisions based on this document alone. Investors should refer to the Prospectus and Key Facts Statement for details including risk factors

### INVESTMENT OBJECTIVE

The Fixed Income Global Opportunities Fund seeks to maximise total return. The Fund invests at least 70% of its total assets in fixed income transferable securities denominated in various currencies issued by governments, agencies and companies worldwide. The full spectrum of available securities, including non-investment grade, may be utilised. Currency exposure is flexibly managed.

### CUMULATIVE & ANNUALISED PERFORMANCE (%)

|             | CUMULATIVE (%) |      |      |      |      | ANNUALISED (% p.a.) |       |       |
|-------------|----------------|------|------|------|------|---------------------|-------|-------|
|             | 1m             | 3m   | 6m   | YTD  | 1y   | 3y                  | 5y    | S.I.  |
| <b>Fund</b> | 0.86           | 2.85 | 2.55 | 1.56 | 4.88 | -1.88               | -0.16 | -0.18 |

### CALENDAR YEAR PERFORMANCE (%)

|             | 2019 | 2020 | 2021  | 2022  | 2023 |
|-------------|------|------|-------|-------|------|
| <b>Fund</b> | 3.97 | 4.13 | -0.60 | -8.43 | 2.66 |

Past performance is not a reliable indicator of current or future performance and should not be the sole factor of consideration when selecting a product or strategy. Investors may not get back the full amount invested. Performance is shown on a Net Asset Value (NAV) basis with gross income reinvested, net of fees. Performance is calculated in the relevant share class currency, including ongoing charges and taxes and excluding subscription and redemption fees, if applicable. Benchmark performance displayed in denominated currency and for comparative purpose only.

### RATINGS



Morningstar, Inc. All Rights Reserved.

### KEY FACTS

**Asset Class :** Fixed Income

**Fund Inception Date :** 31-Jan-2007

**Share Class Inception Date :** 13-Sep-2017

**Fund Base Currency :** USD

**Share Class Currency :** CHF

**Distribution Frequency :** Quarterly

**Net Assets (mil) :** 6,573.50 USD

**Morningstar Category :** Global Flexible Bond - CHF Hedged

**ISIN :** LU1681056062

**Bloomberg Ticker :** BGFID5C

### FEES and CHARGES\*

**Annual Management Fee**

**(incl Distribution Fee, if any) :** 0.50%

**Initial Charge :** 5.00%

\*For Fee details, please refer to the Fund Prospectus.

### PORTFOLIO CHARACTERISTICS

**Effective Duration :** 3.78 yrs

**Average Weighted Maturity :** 7.04 yrs

**Trailing 12-month Yield :** 3.26%

**Yield To Maturity :** 5.22%

**Standard Deviation (3y) :** 4.11

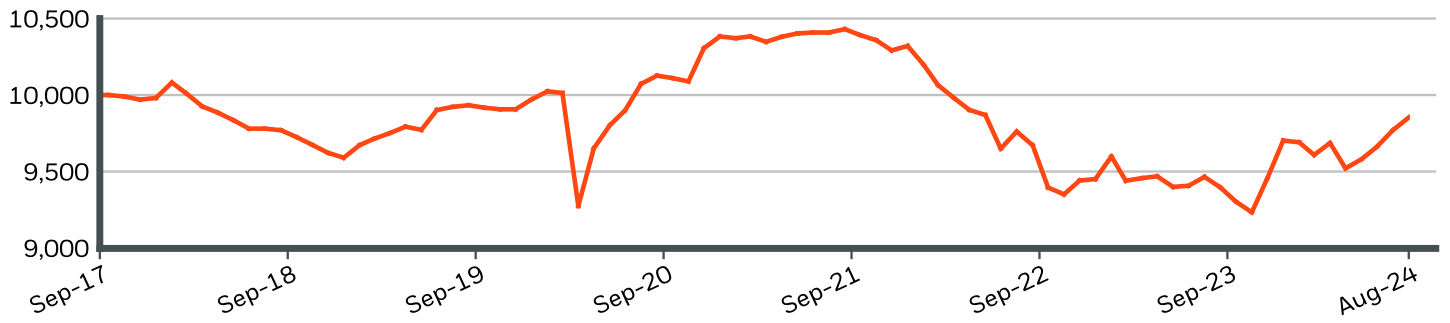
**3y Beta :** -

**Number of Holdings :** 3,406

**BlackRock Fixed Income Global Opportunities Fund**  
**D5 Hedged Swiss Franc**  
**BlackRock Global Funds**

**BlackRock**  
**貝萊德**

**GROWTH OF 10,000 SINCE LAUNCH**



These figures show as a NAV change of the Fund based on a hypothetical \$10,000 investment in the share class.

■ Fund BlackRock Fixed Income Global Opportunities FundD5 Hedged Swiss Franc

**Contact Us**

+85239032688 • [www.blackrock.com/hk](http://www.blackrock.com/hk) • [clientservice.asiapac@blackrock.com](mailto:clientservice.asiapac@blackrock.com)

# BlackRock Fixed Income Global Opportunities Fund

## D5 Hedged Swiss Franc

### BlackRock Global Funds

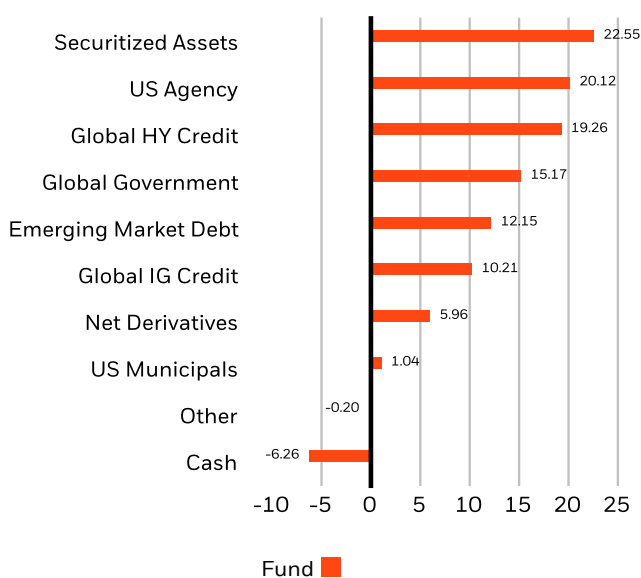


#### TOP HOLDINGS (% NAV)

|                                      |               |
|--------------------------------------|---------------|
| UMBS 30YR TBA(REG A)                 | 15.90%        |
| FNMA 30YR UMBS SUPER                 | 1.09%         |
| FNMA 30YR UMBS                       | 0.87%         |
| SPDR S&P ETF TRUST                   | 0.73%         |
| TREASURY BOND 3.25 05/15/2042        | 0.65%         |
| TREASURY (CPI) NOTE 2.125 04/15/2029 | 0.54%         |
| IRELAND (GOVERNMENT) 2.6 10/18/2034  | 0.49%         |
| SPAIN (KINGDOM OF) 2.55 10/31/2032   | 0.47%         |
| INDIA (REPUBLIC OF) 7.37 10/23/2028  | 0.46%         |
| TREASURY NOTE 5 09/30/2025           | 0.44%         |
| <b>Total of Portfolio</b>            | <b>21.64%</b> |

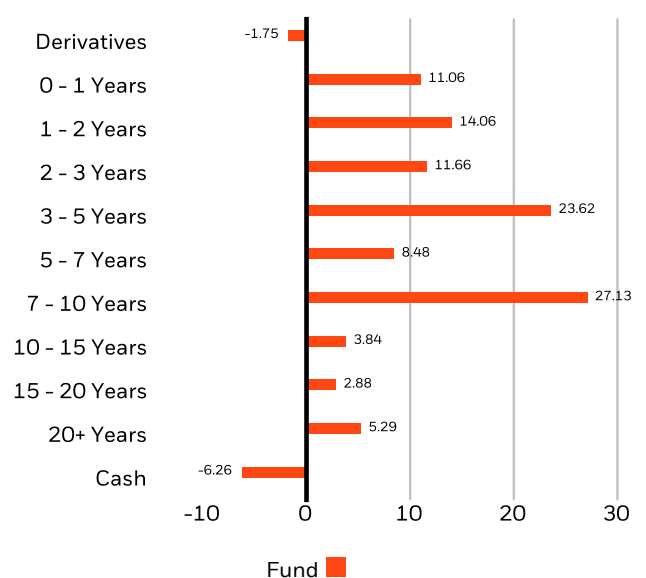
Holdings subject to change.

#### SECTOR BREAKDOWN (%)



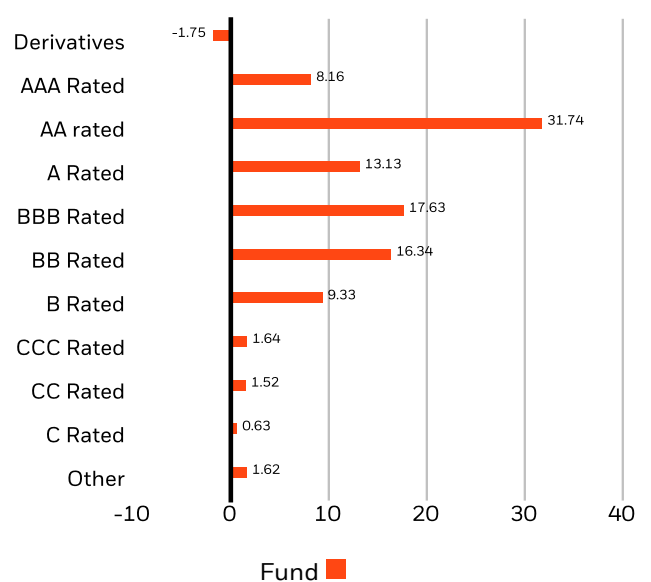
Negative weightings may result from specific circumstances (including timing differences between trade and settle dates of securities purchased by the funds) and/or the use of certain financial instruments, including derivatives, which may be used to gain or reduce market exposure and/or risk management. Allocations are subject to change. Due to rounding, the total may not be equal to 100%

#### Maturity Breakdown (%)



Negative weightings may result from specific circumstances (including timing differences between trade and settle dates of securities purchased by the funds) and/or the use of certain financial instruments, including derivatives, which may be used to gain or reduce market exposure and/or risk management. Allocations are subject to change. Due to rounding, the total may not be equal to 100%

#### CREDIT RATINGS (%)



Allocations are subject to change. Source: BlackRock

#### Contact Us

+85239032688 • [www.blackrock.com/hk](http://www.blackrock.com/hk) • [clientservice.asiapac@blackrock.com](mailto:clientservice.asiapac@blackrock.com)

## **IMPORTANT INFORMATION:**

Prior to 8 January 2020 the Fund was managed by Rick Rieder, Bob Miller and Andreas Doerrenhaus. The Fund updated its investment limits in ABS/MBS on 31 December 2019.

Unless otherwise specified, all information as of 11-Sep-2024.

Sources: BlackRock and Morningstar. Performance is shown as of the month end in share class currency on a NAV to NAV price basis with income reinvested, net of fees. The above Fund data is for information only and does not constitute an offer or invitation to anyone to invest in any BlackRock Global Funds (BGF) and has not been prepared in connection with any such offer. BGF is an open-ended investment company established in Luxembourg which is available for sale in certain jurisdictions only. BGF is not available for sale in the U.S. or to U.S. persons. Product information concerning BGF should not be published in the U.S. Investment involves risk. Past performance is not necessarily a guide to future performance or returns. The value of investments and the income from them can fluctuate and is not guaranteed. Rates of exchange may cause the value of investments to go up or down. Investors may not get back the amount they invest. Individual stock price/figure does not represent the return of the Fund. The investment returns are denominated in share class dealing currency, which may be a foreign currency. If so, US/HK dollar-based investors are therefore exposed to fluctuations in the US/HK dollar/foreign currency exchange rate. For Hong Kong investors, please refer to the BGF offering documents for details, including risk factors. Issued by BlackRock Asset Management North Asia Limited. This material and the BlackRock website ([www.blackrock.com/hk](http://www.blackrock.com/hk)) have not been reviewed by the Securities and Futures Commission of Hong Kong.

**© 2024 BlackRock, Inc. or its affiliates. All Rights Reserved. BLACKROCK is a registered trademark of BlackRock, Inc. or its affiliates. All other trademarks are those of their respective owners.**

## **Contact Us**

+85239032688 • [www.blackrock.com/hk](http://www.blackrock.com/hk) • [clientservice.asiapac@blackrock.com](mailto:clientservice.asiapac@blackrock.com)