

# BlackRock Emerging Markets Local Currency Bond Fund C2 U.S. Dollar BlackRock Global Funds

**BlackRock**  
貝萊德

**December 2024**

Performance, Portfolio Breakdowns and Characteristics, and Net Assets as at 31-Dec-2024.

#### IMPORTANT:

• The Fund may invest in debt securities that are subject to actual or perceived ratings downgrade. The Fund invests in certain emerging markets and may be subject to political, tax, economic, social and foreign exchange risks. The Fund may invest in non-investment grade and unrated bonds that may be subject to higher default, volatility and liquidity risks. The Fund invests in bonds issued or guaranteed by governments or authorities, which may involve political, economic, default or other risks.

• The Fund is subject to currency risk, foreign investments restrictions risk, interest rate risk, liquidity risk, securities lending counterparty risk and contingent convertible bonds risk.

• **Class 6 Shares** pay dividends gross of expenses and/or from capital at the Directors' discretion. **Class 8 Shares** pay dividends gross of expenses and/or from capital at the Directors' discretion and include interest rate differentials arising from share class currency hedging. Negative interest rate differentials may decrease the dividends paid. Paying dividends gross of expenses may result in more income being available for distribution; however these shares may effectively pay dividends from capital – may amount to a partial return or withdrawal of an investor's original investment or capital gains. All declared dividends result in an immediate reduction in the NAV price of the share class on the ex-dividend date.

• The Fund may use derivatives for hedging and extensively for investment purposes. Risks associated with derivatives include counterparty/credit, liquidity, valuation, volatility and market risks. The Fund's volatility may increase or decrease from its derivative usage, and may suffer losses.

• The value of the Fund can be volatile and can go down substantially within a short period of time. It is possible that a certain amount of your investment could be lost.

• Investors should not make investment decisions based on this document alone. Investors should refer to the Prospectus and Key Facts Statement for details including risk factors.

#### INVESTMENT OBJECTIVE

The Fund aims to maximise the return on your investment through a combination of capital growth and income on the Fund's assets. The Fund invests at least 70% of its total assets in fixed income securities denominated in local currencies of developing market countries. These include bonds and money market instruments.

#### CUMULATIVE & ANNUALISED PERFORMANCE (%)

	CUMULATIVE (%)					ANNUALISED (% p.a.)		
	1m	3m	6m	YTD	1y	3y	5y	S.I.
<b>Fund</b>	-2.73	-10.02	-2.53	-7.41	-7.41	-1.74	-2.81	-1.01
<b>Benchmark</b>	-1.93	-6.98	1.38	-2.38	-2.38	-0.96	-1.86	-

#### CALENDAR YEAR PERFORMANCE (%)

	2020	2021	2022	2023	2024
<b>Fund</b>	0.89	-9.39	-10.15	14.04	-7.41
<b>Benchmark</b>	2.69	-8.75	-11.69	12.70	-2.38

Past performance is not a reliable indicator of current or future performance and should not be the sole factor of consideration when selecting a product or strategy. Investors may not get back the full amount invested. Performance is shown on a Net Asset Value (NAV) basis with gross income reinvested, net of fees. Performance is calculated in the relevant share class currency, including ongoing charges and taxes and excluding subscription and redemption fees, if applicable. Benchmark performance displayed in denominated currency and for comparative purpose only.

#### KEY FACTS

**Asset Class** : Fixed Income

**Benchmark** : JP Morgan GBI-EM Global Diversified Index

**Fund Inception Date** : 26-Jun-1997

**Share Class Inception Date** : 02-Feb-2007

**Share Class Currency** : USD

**Net Assets (mil)** : 1,496.42 USD

**Morningstar Category** : Global Emerging Markets Bond - Local Currency

**ISIN** : LU0278476923

**Bloomberg Ticker** : MLLEUC2

#### FEES and CHARGES\*

**Annual Management Fee**

**(incl Distribution Fee, if any)** : 1.00%

**Initial Charge** : 0.00%

\*For Fee details, please refer to the Fund Prospectus.

#### PORTFOLIO CHARACTERISTICS

**Effective Duration** : 5.91 yrs

**Average Weighted Maturity** : 7.47 yrs

**Yield To Maturity** : 8.79%

**Standard Deviation (3y)** : 12.47

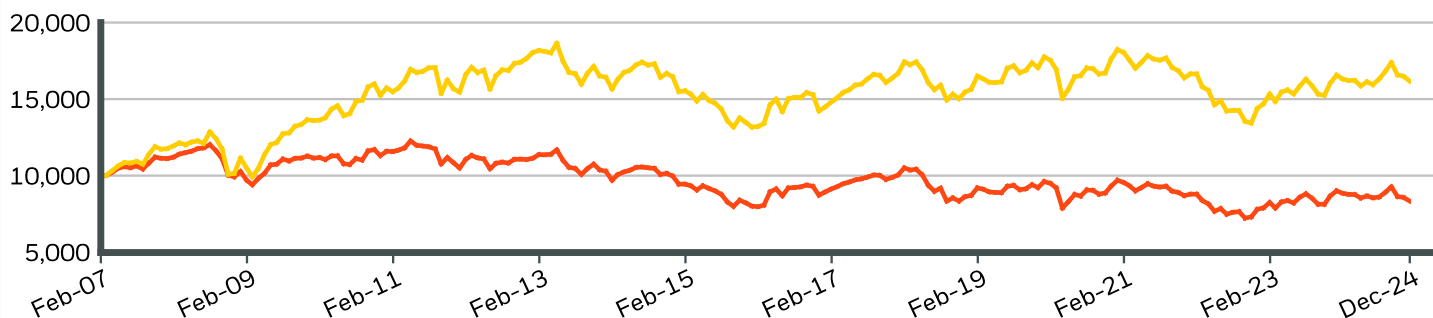
**3y Beta** : 1.10

**Number of Holdings** : 181

**BlackRock Emerging Markets Local Currency  
Bond Fund  
C2 U.S. Dollar  
BlackRock Global Funds**



**GROWTH OF 10,000 SINCE LAUNCH**



**Past performance is not a reliable indicator of current or future performance and should not be the sole factor of consideration when selecting a product or strategy.** Investors may not get back the full amount invested. Performance is shown on a Net Asset Value (NAV) basis with gross income reinvested, net of fees. Performance is calculated in the relevant share class currency, including ongoing charges and taxes and excluding subscription and redemption fees, if applicable. Benchmark performance displayed in denominated currency and for comparative purpose only.

- Fund      BlackRock Emerging Markets Local Currency Bond FundC2 U.S. Dollar
- Benchmark      JP Morgan GBI-EM Global Diversified Index

**Contact Us**

+85239032688 • [www.blackrock.com/hk](http://www.blackrock.com/hk) • [clientservice.asiapac@blackrock.com](mailto:clientservice.asiapac@blackrock.com)

**BlackRock Emerging Markets Local Currency  
Bond Fund  
C2 U.S. Dollar  
BlackRock Global Funds**

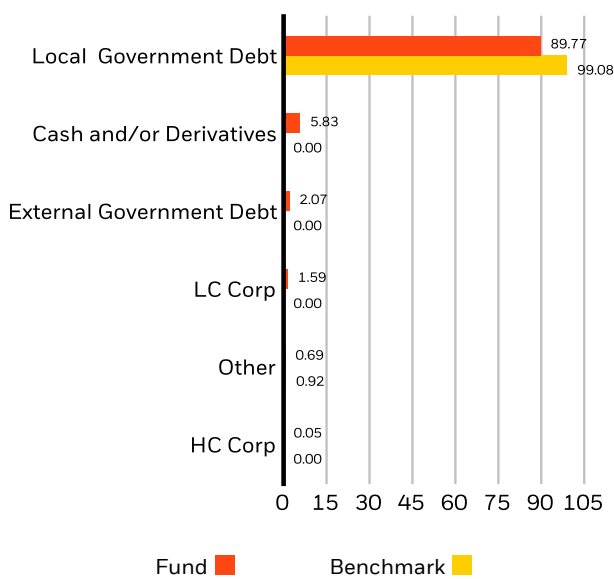


**TOP 10 HOLDINGS(%)**

PERU (REPUBLIC OF) 6.95 08/12/2031	2.90%
COLOMBIA (REPUBLIC OF) 13.25 02/09/2033	2.26%
COLOMBIA (REPUBLIC OF) 7 03/26/2031	2.09%
BRAZIL FEDERATIVE REPUBLIC OF (GOV 01/01/2029	2.06%
SOUTH AFRICA (REPUBLIC OF) 8.875 02/28/2035	1.87%
POLAND (REPUBLIC OF) 6 10/25/2033	1.80%
BRAZIL FEDERATIVE REPUBLIC OF (GOV 01/01/2026	1.76%
SOUTH AFRICA (REPUBLIC OF) 8.25 03/31/2032	1.74%
SOUTH AFRICA (REPUBLIC OF) 8 01/31/2030	1.71%
TURKEY (REPUBLIC OF) 26.2 10/05/2033	1.58%
<b>Total of Portfolio</b>	<b>19.77%</b>

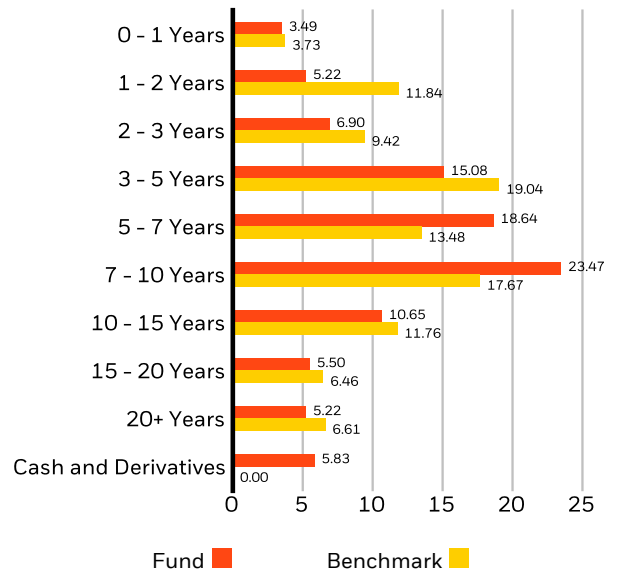
Holdings subject to change.

**SECTOR BREAKDOWN (%)**



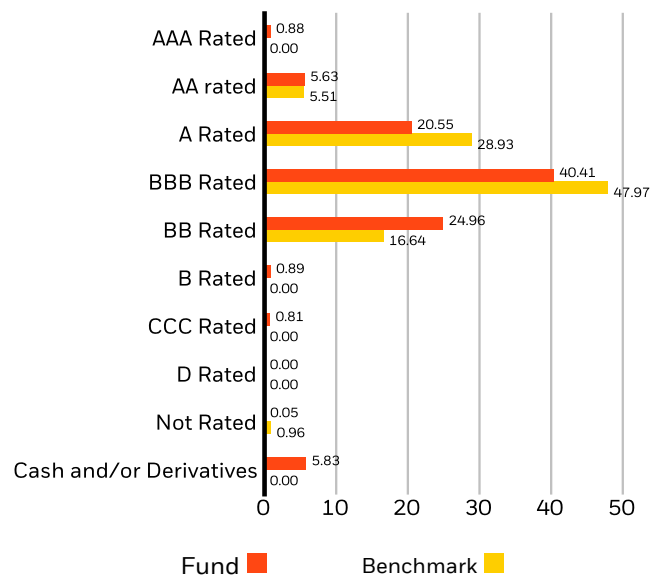
Negative weightings may result from specific circumstances (including timing differences between trade and settlement dates of securities purchased by the funds) and/or the use of certain financial instruments, including derivatives, which may be used to gain or reduce market exposure and/or risk management. Allocations are subject to change. Due to rounding, the total may not be equal to 100%.

**MATURITY BREAKDOWN (%)**



Negative weightings may result from specific circumstances (including timing differences between trade and settle dates of securities purchased by the funds) and/or the use of certain financial instruments, including derivatives, which may be used to gain or reduce market exposure and/or risk management. Allocations are subject to change. Due to rounding, the total may not be equal to 100%

**CREDIT RATINGS (%)**



Allocations are subject to change. Source: BlackRock

**Contact Us**

+85239032688 • www.blackrock.com/hk • clientservice.asiapac@blackrock.com

## **IMPORTANT INFORMATION:**

Unless otherwise specified, all information as of 08-Jan-2025.

Sources: BlackRock and Morningstar. Performance is shown as of the month end in share class currency on a NAV to NAV price basis with income reinvested, net of fees. The above Fund data is for information only and does not constitute an offer or invitation to anyone to invest in any BlackRock Global Funds (BGF) and has not been prepared in connection with any such offer. BGF is an open-ended investment company established in Luxembourg which is available for sale in certain jurisdictions only. BGF is not available for sale in the U.S. or to U.S. persons. Product information concerning BGF should not be published in the U.S. Investment involves risk. Past performance is not necessarily a guide to future performance or returns. The value of investments and the income from them can fluctuate and is not guaranteed. Rates of exchange may cause the value of investments to go up or down. Investors may not get back the amount they invest. Individual stock price/figure does not represent the return of the Fund. The investment returns are denominated in share class dealing currency, which may be a foreign currency. If so, US/HK dollar-based investors are therefore exposed to fluctuations in the US/HK dollar/foreign currency exchange rate. For Hong Kong investors, please refer to the BGF offering documents for details, including risk factors. Issued by BlackRock Asset Management North Asia Limited. This material and the BlackRock website ([www.blackrock.com/hk](http://www.blackrock.com/hk)) have not been reviewed by the Securities and Futures Commission of Hong Kong.

**© 2025 BlackRock, Inc. or its affiliates. All Rights Reserved. BLACKROCK is a registered trademark of BlackRock, Inc. or its affiliates. All other trademarks are those of their respective owners.**

## **Contact Us**

+85239032688 • [www.blackrock.com/hk](http://www.blackrock.com/hk) • [clientservice.asiapac@blackrock.com](mailto:clientservice.asiapac@blackrock.com)