

Investment Directions

Q4 2024: Exposures for today's market

Investment Directions is designed to help navigate opportunities in equities, fixed income and portfolio diversifiers for Q4 2024, with actionable implementation ideas across index, alpha-seeking and liquid alternative strategies.

Generating Income with Rate Cuts Incoming

For the final quarter of this eventful year, we're focused on two key themes: 1) balancing US equity risk; and 2) positioning for global easing cycles – as well as the opportunity to lock in income while yields remain at elevated levels.

- **Within equities:** as US earnings growth broadens out¹, we lean into a wider set of opportunities there – positioning portfolios to stay invested in structural growth stories whilst navigating expected volatility in Q4 2024. We continue to be selective in seeking alpha in global equities, specifically in Japan and Emerging markets-ex China.
- **Within fixed income:** Interest rates are falling² but remain elevated. We see a stronger case for locking in income before that descent gathers pace. We favour the belly of the US Treasury (UST) curve and feel more comfortable with duration in Asia.
- **Portfolio diversifiers:** Macro uncertainty and less predictable asset class correlations call for a broader set of diversifiers, in our view: while bonds are regaining their role as ballast³, there may be more volatility in correlations ahead.

EQUITY

Looking for Equity Opportunities Amidst Volatility

We see two major themes continuing to play out in global equities for Q4: navigating volatility in US equities, including ahead of the election, and the search for income and/or growth in single geography and regional exposures. We advocate for complementing core portfolios with volatility management strategies, look for active income, and lean on Japan and EM ex-China for global allocations.



Playing the long game with sector conviction: While we keep one eye on slowing global growth and potential volatility inducing events like the US election, we keep the other on structural growth trends and innovation at the heart of portfolios. Combining a core of alpha seeking strategies in these areas such as healthscience and technology and blending portfolios with high-conviction but benchmark agnostic allocations, is one way to position for greater macro and market volatility in the long run.

Managing near-term volatility: For investors looking to dampen portfolio shocks in the near term, we think buffer strategies and US equity rotation models can play a significant role. These strategies help investors to stay invested while navigating volatility and risk-off events⁴.

Getting Active with Equity Income: We lean on income as a theme for Q4 as an extra source of returns in a falling rate environment and extend that view to equity allocations as global growth begins to trickle lower⁵. Dividend-focused strategies can provide defensive positioning within equities, offering steadier cash flows that enhance portfolio diversification, whether in an ETF or mutual fund wrapper⁶.

Playing the long game with global conviction: With the dispersion of returns across equity markets and sectors set to continue, we look to economies with longer-term structural growth stories. Despite recent volatility driven by a massive unwind of JPY net-short positions, we think Japan is moving into phase 2 of its structural bull market story and see foreign investors as underweight in allocations⁷. We like the Emerging Markets space given a recent change in direction on monetary and fiscal policy coming out of China⁸. Investors can use a building block approach with an Emerging Markets-ex China benchmark as core, and by closing underweights to China separately via index funds.

Key

-  Exchange-traded strategies
-  Alpha-seeking strategies

Our highest-conviction ideas:

-  World Technology
-  World Healthscience
-  Global Unconstrained Equities

 Large Cap Strategy with Downside Protection

 US Factor Strategy

 Equity High Income Strategy

 Systematic Global High Income

 MSCI Emerging Markets-ex China Index

 Japan Flexible Equity

 MSCI China Index

Source: BlackRock and Markit as of September 30, 2024. There is no guarantee that any forecasts made will come to pass. All figures are in US dollars, unless stated otherwise. References to specific investments are for illustrative purposes only and are not intended and should not be interpreted as recommendations to purchase or sell such investments.

Diversification may not fully protect you from market risk.

Balancing Yield vs Duration in a Falling rate Environment

As global growth cools and central banks in several economies shift into a rate cutting cycle¹, we continue to envision a favourable environment for fixed income investments. With \$316B added to fixed income exchange-traded products (ETPs) YTD globally, just shy of the annual record of \$331B set in 2023²; investors are looking to lock in yields, take on some level of increased duration risk and shift away from money market mutual funds into active and index fixed income products.

Building a strong core in duration: Against a moderating growth backdrop and increasingly benign inflation, the Fed kicked off its cutting cycle in September³. Whilst a US recession is not our base case: we expect a gradual building of labor market slack, consistent with a still solid, but cooling, US economy. This sets up a favorable environment for fixed income investments centered around the belly of the US Treasury (UST) curve, with the front end subject to rate repricing and near-term volatility. We try to stick to quality in global allocations and go active in corporate bonds and sustainable bond income to mitigate interim volatility in rates.

Getting selective with Indian government bonds: We look to keep exposure to the Indian structural growth story in the fixed income space. Whilst the index inclusion story is well flagged, we still see foreign investors as underweight relative to projected benchmark weights and see room for continued inflows⁴. The competitive yield in the space has led to an upsize in positioning across our fixed income Asian Active platform.

Seeking relative value in Asian Credit: We like Asia due to the supportive growth and inflation dynamics in the region, coupled with the potential for local central banks to cut rates following recent Fed actions⁵. Globally we've turned more positive on high yield due to positive technicals (lower net supply) and falling leverage across the space. In Asia, that dynamic is even more pronounced- the negative net supply has been well-flagged for the past 2 years. With the fall in US rates and the preemptive move in certain Asian central banks and more to come (notwithstanding already low China yields), financing costs are likely to fall⁶.

- ICE US Treasury 3-7yr Bond Index
- Global Corporate Bond
- Sustainable Global Bond Income

- BBG Indian Government FAR Bond Index

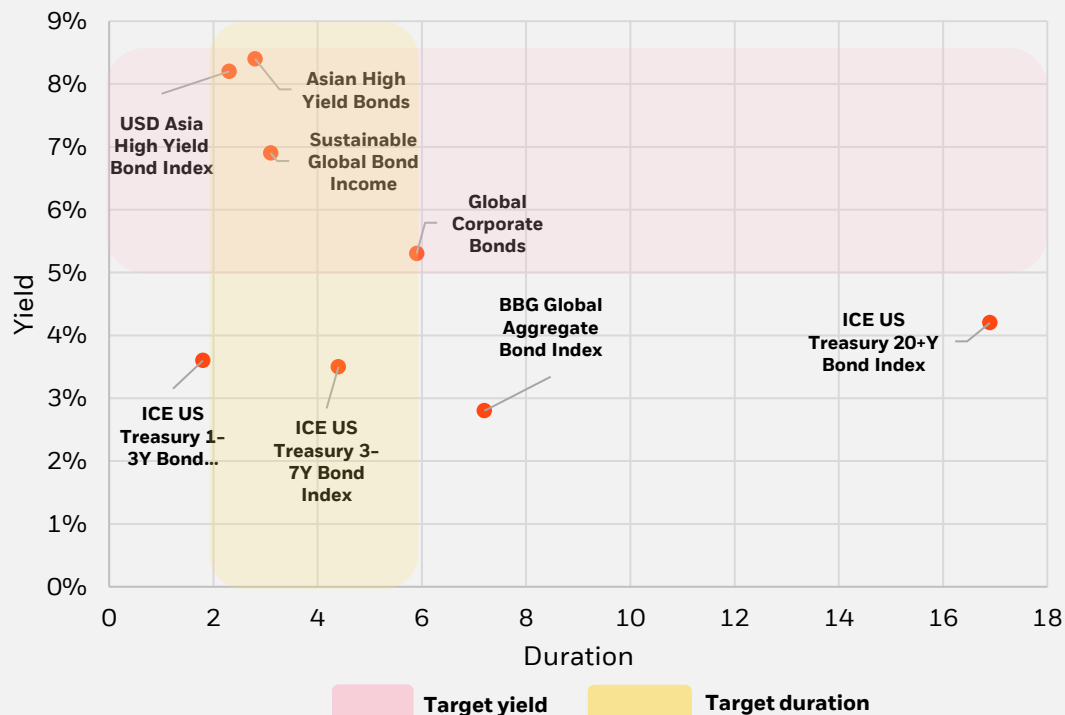
- USD Asia High Yield Bond Index
- Asian High Yield Bond

Finding the right mix of yield and duration is difficult. Although we believe this is a favorable environment for the belly of the curve, we also see investors turning towards long-duration U.S. Treasuries to add duration to their portfolios.

U.S. Treasury Flows



Finding the right mix of yield and duration



Source: Blackrock and Markit as of September 30, 2024. There is no guarantee that any forecasts made will come to pass. All figures are in US dollars, unless stated otherwise. References to specific investments are for illustrative purposes only and are not intended and should not be interpreted as recommendations to purchase or sell such investments. Indices target return is predictive in nature, may be affected by unknown risks and uncertainties, and that actual returns may differ from this objective.

Building a portfolio for the new regime

In an environment of dispersive global returns and potential bouts of volatility akin to the episode witnessed in August¹, we see room to dial up exposure to alternative assets to bolster portfolio diversification and resilience beyond traditional asset classes. Stock-bond correlations have adjusted recently but remain less predictable than in the past as ballasts to one another², leading investors to look for ways to reduce broad equity beta through systematic and absolute return strategies.

Getting Systematic: We look to systematic strategies for better risk-adjusted returns, given their idiosyncratic return profile and potential to mitigate volatility while delivering consistent alpha. Strategies targeting precise market segments are well-positioned to achieve better risk-adjusted returns by leveraging big and alternative data, forms of AI including machine learning and natural language processing while systematic equity income strategies benefit from income generation even in periods of market weakness. Finally, sustainable income and growth funds can benefit from their multi-asset makeup that also allow for increased capital protection³.

Multi-asset risk management: In this climate of heightened dispersion and valuation expansion, many investors are turning to high-conviction and/or flexible, multi-asset strategies to navigate market complexities. By blending a dynamic mix of carefully selected equities with a diversified bond allocation, these funds are strategically positioned to benefit from key macro trends, including inflationary pressures and interest rate volatility.⁴

Hedging for geopolitical risk via gold: Despite prices hitting all-time highs in 2024⁵, we stay positive on gold and its role as a potential hedge against political risk. Investors are taking notice. Following 11 months of consecutive outflows to May, Gold ETPs have racked up \$7.5b of inflows since⁶. In our view, this reflects growing investor appetite for defensive assets, as growth risks and geopolitics drive potential for further volatility.



Strategy correlation matrix

	S&P 500	Syst. APAC Absolute Return Equities	Syst. Sustainable Income /Growth	Global Allocation	Dynamic High Income	Physical Gold
S&P 500	1	-0.053	0.758	0.79	0.799	0.176
Syst. APAC Absolute Return Equities	-0.053	1	-0.053	-0.039	-0.016	-0.182
Syst. Sustain. Income/Growth	0.758	-0.053	1	0.808	0.926	0.322
Global Allocation	0.79	-0.039	0.808	1	0.850	0.312
Dynamic High Income	0.799	-0.016	0.926	0.850	1	0.308
Physical Gold	0.176	-0.182	0.322	0.312	0.308	1
Uncorrelated	-0.2	Low	Moderate	High	Very High	
		0.2	0.6	0.85	0.95	

Source: Blackrock and Markit as of October 02, 2024. There is no guarantee that any forecasts made will come to pass. All figures are in US dollars, unless stated otherwise. References to specific investments are for illustrative purposes only and are not intended and should not be interpreted as recommendations to purchase or sell such investments.

Sourcing

Equities

1,2,3,5,7,8 Source: Bloomberg, as of 25 September 2024.

4,6 Source: BlackRock and Markit, as of 25 September 2024

Fixed Income:

1 Source: Bloomberg, June 2024.

2,5,6 Source: BlackRock and Markit, as of 28 June 2024.

3 Source: Bloomberg, as of 25 September 2024.

4 Source: LSEG Datastream, MSCI, as of 31 May 2024.

Portfolio Diversifiers

1,2,5 Source: Bloomberg, as of 25 September 2024.

3,4,6 Source: BlackRock and Markit, as of 28 June 2024.

Important disclosures

Capital at risk. The value of investments and the income from them can fall as well as rise and are not guaranteed. The investor may not get back the amount originally invested.

All investments involve risks and may lose value. Past performance is not a reliable indicator of current or future results and should not be the sole factor of consideration when selecting a product or strategy.

Changes in the rates of exchange between currencies may cause the value of investments to diminish or increase. Fluctuation may be particularly marked in the case of a higher volatility product or strategy and the value of an investment may fall suddenly and substantially. Levels and basis of taxation may change from time to time.

This material and the information provided herein must not be relied upon as a forecast, research, investment or financial product advice and is not intended to be (in any manner) a recommendation, offer or solicitation to buy or sell any securities or to adopt any investment strategy. The opinions expressed are subject to change. The information and opinions contained in this material are derived from proprietary and nonproprietary sources deemed by BlackRock to be reliable, are not necessarily all-inclusive and are not guaranteed as to accuracy. This material may contain 'forward looking' information that is not purely historical in nature. Such information may include, among other things, projections and forecasts. There is no guarantee that any forecasts made will come to pass. Reliance upon information in this material is at the sole discretion of the reader.

In **Singapore**, this is issued by BlackRock (Singapore) Limited (Co. registration no. 200010143N). This advertisement or publication has not been reviewed by the Monetary Authority of Singapore.

In **Hong Kong**, this information is issued by BlackRock Asset Management North Asia Limited. This material and the BlackRock website (www.blackrock.com/hk) have not been reviewed by the Securities and Futures Commission of Hong Kong. For Hong Kong investors, please refer to the BlackRock Global Funds offering documents for details, including risk factors.

Any research in this document has been procured and may have been acted on by BlackRock for its own purpose. The results of such research are being made available only incidentally. The views expressed do not constitute investment or any other advice and are subject to change. They do not necessarily reflect the views of any company in the BlackRock Group or any part thereof and no assurances are made as to their accuracy. This document is for information purposes only and does not constitute an offer or invitation to anyone to invest in any BlackRock funds and has not been prepared in connection with any such offer. Unless otherwise specified, all information contained in this document is current as at the date on the front page of this presentation.

BlackRock does not guarantee the suitability or potential value of any particular investment. Investment involves risk including possible loss of principal. International investing involves risks, including risks related to foreign currency, limited liquidity, less government regulation, and the possibility of substantial volatility due to adverse political, economic or other developments. These risks are often heightened for investments in emerging/developing markets or smaller capital markets. The information provided here is not intended to constitute financial, tax, legal or accounting advice. You should consult your own advisers on such matters.

No part of this material may be reproduced, stored in retrieval system or transmitted in any form or by any means, electronic, mechanical, recording or distributed without the prior written consent of BlackRock.

©2024 BlackRock, Inc. or its affiliates. All Rights Reserved. BLACKROCK is a registered trademark of BlackRock, Inc. or its affiliates. All other trademarks are those of their respective owners.