



BlackRock.

**Getting 'active' in
portfolios: a strategic
guide for EMEA
wealth**

Executive summary

Profound changes are impacting the way institutions are building multi-asset portfolios in EMEA.

We see the Private Banking and Wealth Management industries transforming. Regulatory changes and profitability needs have triggered a centralisation of investment propositions – paving the way for the growth of discretionary portfolio management and fee-based solutions. In addition, we witness the rise of self-directed investing through digital channels and the rise and consolidation of independent financial advisers.

The magnitude and speed of change for the industry have been accelerated by the critical need to adapt to the post-pandemic investment environment of greater volatility, uncertainty and divergence in market performance. Gone are the days of ultra-low interest rates and low inflation, when ‘more or less every investment choice worked’, as equities and bonds often rallied together. Future return estimates above cash look less attractive. Our expectation is for structurally higher inflation and higher long-term rates. This is a new investment regime, which we believe is here to stay.¹

The upshot? The bar has been reset, and it is much higher, calling for an urgent rethink of portfolio construction and asset allocation practices.

We believe this is the end of an era of simplistic, set-and-forget portfolios, where product selection was dominated by global and broad building blocks managed in silos.

In this new phase, we believe investors who want to stay competitive and take advantage of the investment regime to deliver long-term alpha to their clients should consider getting more ‘active’ in their portfolios by:

1. **Adopting** a more ‘dynamic’ approach to long-term portfolio construction, which includes more granular and nimble asset allocation delivered through a blend of index and active strategies, coupled with frequent risk monitoring and stress testing.
2. **Aiming** to be more active with index strategies and deliver alpha through flexible usage of index building blocks.
3. **Allocating** more to highly skilled active managers – for investors who have confidence in their ability to pick good managers to capture additional long-term alpha opportunities.

In this paper, we lay out the rationale behind our thesis, reflecting on recent BlackRock Investment Institute (BII) portfolio research results published in [‘Investment Perspectives: A bigger role for active strategies’](#) and their implications for EMEA Wealth investors.

Authors

Marina Evtimova, CAIA

Head of Innovation & Research —
BlackRock EMEA Investment and
Portfolio Solutions

Contributors

Ursula Marchioni

Head of BlackRock EMEA
Investment and Portfolio Solutions

Karim Chedid

Head of Investment Strategy —
BlackRock EMEA Investment and
Portfolio Solutions

Vivek Paul

Head of Portfolio Research —
BlackRock Investment Institute

Laszlo Tisler

Portfolio Strategist — BlackRock Investment
Institute

Andreea Mitache

Portfolio Strategist — BlackRock Investment
Institute

¹ For more on the new investment regime please refer to [Putting Money to Work: The road to opportunities](#).

1. Adopt a more dynamic approach

We believe that the post-pandemic era is characterised by increased macro and market volatility due to persistent supply constraints and major structural shifts, such as the low-carbon transition and demographic divergence. As a result, the steady growth and inflation of the Great Moderation, the four-decade period of largely stable economic activity and inflation, are unlikely to return. In the past, stocks and bonds experienced joint bull markets, but we do not expect this trend to continue. Instead, we believe that stocks' future excess returns over cash will be lower, due to persistent inflationary pressures and major structural shifts. This means that getting the portfolio asset mix right is more important than ever. See Figure 1, which shows the estimated impact of choosing to hold 20% more or less stocks than a hypothetical traditional portfolio mix (with 60% in stocks and 40% in bonds) – shown for illustrative purposes – during the Great Moderation (yellow lines) and the new regime (orange bars). We find the return impact – even with a different asset mix – is likely much lower than in the past. This is not about the starting point of a traditional portfolio being better or worse today – that will always depend on an investor's objectives. But changing the portfolio mix has a much greater impact today than it did in the past: those choices matter more. Our approach to portfolio construction has always accounted for uncertainty. We believe that in the post-pandemic era, considering the conviction of our strategic views for assets and incorporating uncertainty into them will be paramount to building more robust portfolios. It has become even more important to stress test assumptions and assess how portfolios may perform in different market scenarios.

Figure 2 illustrates that simple, set-and-forget approaches to portfolio construction are potentially not going to be as effective in the new regime. We believe that a dynamic investing approach that acts on insight and expertise more frequently even in single asset classes could be better rewarded. The chart shows monthly US equity returns in the old and new regimes under three scenarios: keeping the holdings unchanged (set-and-forget), yearly

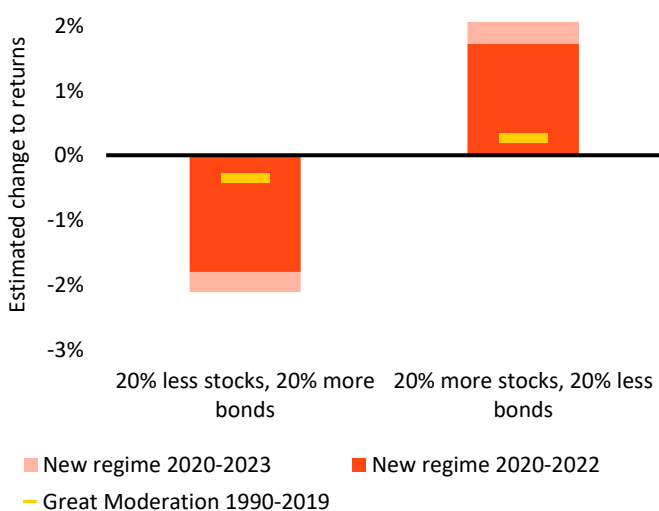
reviews and semi-annual reviews. The reviews allow the investor to optimise the hypothetical portfolio for returns, diversification and risk, with perfect foresight of equity sector returns. Acting on this hypothetical ability more frequently would have yielded greater rewards since 2020 than in the four years prior. Even if we exclude 2023, when a few mega cap tech stocks strongly contributed to overall US equity returns, we find the same results. The orange bars, representing a simple, static approach of buying and holding, are much lower than the yellow and green bars. This suggests that not only good insight, but also timely action, would have resulted in greater rewards than fixed strategies since 2020. This hypothetical exercise highlights how skill and insight may be better rewarded in the new regime, and this is why we believe that investment expertise is likely to give portfolios an edge.

Evolving portfolio construction practices in this new environment, to move beyond the fixed allocation approach could offer EMEA Private Banks and Wealth managers new commercial opportunities to deliver better and more consistent portfolio outcomes to clients and potentially avoid regulatory challenges related to the MiFID suitability mapping.

To be successful in this new regime, we advocate the following shifts in portfolio construction practices:

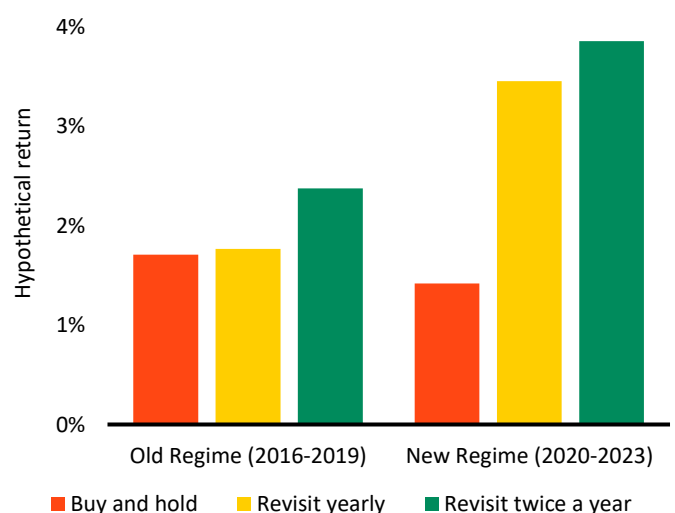
- **Adopting a more dynamic approach** to asset allocation, with frequent reviews
- **Putting in place more adaptable implementation choices** that give an ability to quickly and efficiently adjust portfolio exposures to act on good insight
- **Continuously monitoring risk and stress testing portfolio outcomes**
- **Educating end investors focusing on the outcome**, not the product.

Figure 1: asset allocation choices matter even more



For illustrative purposes only. These do not represent actual portfolios and do not constitute investment advice. Source: BlackRock Investment Institute with data from LSEG Datastream and Morningstar. Returns data as of September 2023. Index proxies: MSCI AC World for equities and the Bloomberg Global Aggregate Index for bonds. We use the actual returns for both indexes using Refinitiv data to estimate portfolio returns.

Figure 2: greater rewards for a more dynamic approach



Past performance is not a reliable indicator of future performance. Index returns do not account for fees. It is not possible to invest directly in an index. Source: BlackRock Investment Institute, MSCI with data from Bloomberg, December 2023. This analysis uses historical returns and has been conducted with the benefit of hindsight. Future returns may vary and these results may not be the same other asset classes. It does not consider potential transaction costs that may detract from returns. It also does not represent an actual portfolio and is shown for illustrative purposes only.

2. Aim to be more active with index strategies

Historically, portfolio builders have put significant emphasis and resources into selecting investment products. For decades, we witnessed a siloed approach to portfolio construction, where asset allocation was separate to product implementation, and investors stuck to false dichotomies, such as index vs. active strategies and public vs. private markets. For example, index funds such as exchange traded funds (ETFs) were considered by some investors to be ‘passive’ exposures and ‘cheap beta’ building blocks. Alongside those, we had ‘active’ exposures, dedicated to alpha-seeking managers selected to deliver the desired above-benchmark returns for the entire multi-asset portfolio. Inefficiency in terms of fee budget allocations and shortcomings related to potential unintended tilts between the target and actual portfolios were an inevitable consequence. Such inefficiencies rarely came to light, however, as decades-long bull markets in equities and fixed income meant that almost any investment choice worked.

In EMEA, in the years following the global financial crisis, we saw a gradual change in portfolio construction practices. With new regulation and shifts in client demand came a greater focus on value for money and increasing scrutiny on the products used to meet client objectives. Transparency of traditional fee structures started changing revenue models. Technology started enabling new competition in the form of ‘robo’ advisers and digital offerings that delivered simple, cost-efficient portfolio solutions. We started seeing higher adoption of index strategies, as investors continued to decouple key drivers of portfolio returns. Investors have been increasingly recognising the value of viewing the investment universe through a ‘whole portfolio’ lens and expressing long-term market and factor choices through index vehicles, while deploying excess fee budget to acquire alpha excellence from managers skilled in timing exposures and security selection.

Since the pandemic, we have entered yet another phase, one characterised by the new investment regime, that is turbocharging the evolution of such portfolio construction practices. As we outlined in the previous section, we believe that in this new era, portfolios’ alpha needs to be delivered through more dynamic asset allocation choices implemented through more granular exposures, characterised by the blurring of lines across strategies and markets, and where investors are measured by end clients against a higher performance bar – which calls for transformative innovation. We believe that in this new environment, there could be nothing ‘passive’ about implementing a multi-asset portfolio and that indexing should play an even bigger role in portfolio construction, to:

- fuel the need for adaptable and dynamic portfolio implementation;
- introduce precise, nimble, cost-efficient and highly liquid and flexible building blocks;
- and free up budget for highly skilled alpha-seeking managers able to further contribute to the portfolio alpha, if investors have confidence in their ability to pick good managers (see more on the role of alpha-seeking managers in the next section).

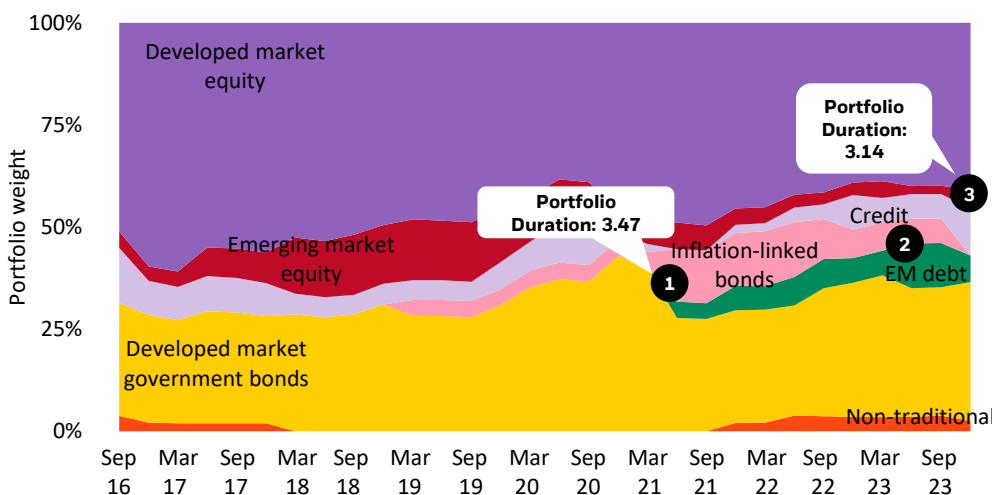
An active approach to indexing could allow investors to exploit their skill in timing markets and their ability to consistently pick exposure to the right sectors, regions and styles. The portfolio implementation example below captures an extreme case of the role that indexing can play. We focus on the fully indexed BlackRock EUR Strategic Allocation model expressed through granular ETF building blocks across equities and fixed income, regions, sectors, factors and themes, targeting a moderate risk profile. We use this example not to discount the role of alpha-seeking funds, but rather to bring to life the concept of being dynamic with index exposures, through an efficient investment vehicle such as an ETF, that allows for liquidity and flexibility. We illustrate that:

- a risk-targeted, quarterly asset allocation review approach allows for a more dynamic adjustment to exposures, delivering consistent experience for clients for the desired risk appetite in an evolving macro environment – see point 1;
- working with a broad and granular range of ETFs has allowed the model to materially change at times when the new investment environment has presented challenges or opportunities – see points 2 and 3.

The surge in the number and variety of ETFs now available means that investors can build portfolios in more innovative ways than ever. For example, we see the emergence of active ETFs, further blurring the lines between index and active implementation options, offering potentially enhanced return and diversification opportunities. ETFs are now providing a wider range of exposures, allowing investors to access individual countries, sectors, style factors, themes and structural trends such as the low-carbon transition. This increased breadth and granularity also enables the targeting of specific portfolio outcomes. The precision of ETFs, combined with their liquidity and adaptability across various asset classes, enables an effective expression of portfolio views. This is particularly important in a highly unpredictable environment.

Figure 3: a hands-on-the-wheel approach to navigate market uncertainty

Illustration using the fully indexed moderate risk BlackRock EUR Strategic Allocation model



1 Jun 2021

Increased US and European inflation linked bonds when supply-driven inflation started rising globally.

2 Jun 2023

Adjusting to the new regime by applying selectivity through European quality dividend equities and EM debt for their relatively attractive yields.

3 Dec 2023

Maintaining risk-on stance as market volatility continued to moderate. Within fixed income, diversifying government bond allocation.

For illustrative purposes only. This information is not intended as a recommendation to invest in any particular asset class or strategy or as a promise - or even estimate - of future performance. Source: Blackrock, as of 31 December 2023.

3. Allocate more to highly skilled active managers

As we have established, the new regime of heightened macro and market volatility rewards an ‘active’ portfolio approach, with dynamic indexing helping to quickly evolve portfolio allocations and freeing up fee budget. In this section, we argue that for investors able to consistently pick skilled fund managers, we think alpha-seeking strategies could play an even bigger role in portfolios today. Why? Greater macro uncertainty has fuelled dispersion in some markets – for example, the range of US stock returns has grown markedly from 6.5% on average between 2010-2019 to 7.7% since 2020.² This means there are more opportunities for skilled managers to find and deliver above-benchmark returns in US equities that can’t be explained by static exposures to macro factors and equity style factors. As recently illustrated by Bill in [Investment perspectives - A bigger role for active strategies](#), professional managers as a group have not become more skilled at delivering active returns overall – however the investment environment has become more conducive for highly skilled managers to deliver greater active returns.

Looking at a broad universe of equity, fixed income and hedge fund managers, Bill’s research finds that active returns for developed market equity and hedge fund managers have been more dispersed in the post-pandemic era. Although we don’t see a similar magnitude of alpha dispersion in fixed income in the new regime, historically, information ratios – a risk-adjusted measure of active returns – have been higher in fixed income than in equities, suggesting that active risk is generally more efficiently rewarded in fixed income. This is one reason why we see attractive alpha opportunities in high-quality European credit, for example.

We illustrate the potential need for more alpha-seeking managers alongside beta in portfolios with a hypothetical example (Figure 4). Again, we start with a snapshot of a fully indexed multi-asset portfolio (the first bar), like the one outlined in the previous section, optimised for 8% expected risk. We estimate around 5% real/above-inflation annualised expected return for this portfolio, coming from static macro and equity style factors – or what we call beta return, leveraging BlackRock’s [Capital Market Assumptions](#).

If an investor needs to generate approximately 1% additional real return with this portfolio, they can either:

- remain fully indexed and take 2.5% more equity risk by changing the asset class mix to boost the real beta return estimate (the second bar);

- or allocate more to carefully selected, top-quartile active managers, introducing 1% active risk while keeping broad beta risk unchanged (the third bar).

While this example shows that in the current environment, we see a greater role for alpha-seeking managers in portfolios for investors who are looking to target higher levels of real return without significantly increasing portfolio beta risk, there are several key considerations to highlight:

- The role of beta – or the broad macro and style factor exposures – continues to be a key driver of the portfolio. It is important to separate this source of return from any alpha-seeking manager’s excess return relative to a benchmark to understand the returns an investor pays for with alpha-seeking funds. Investors need to ensure portfolio factor exposures are deliberate, diversified and scaled though continuous risk monitoring and stress testing for different market scenarios.
- Alpha-seeking managers impact the whole portfolio (see Figure 5). We see a role for both index and alpha-seeking strategies to build portfolios fit for the future. Starting with the fully indexed portfolio, we allow for a portfolio optimisation where the choice of index or alpha-seeking vehicle influences the asset’s weight in the portfolio. Due to the higher alpha opportunity in equities, we see higher allocation to alpha-seeking managers there. The efficient alpha opportunity in credit makes the asset class relatively more attractive and results in a blended implementation choice, and an overweight, at the expense of a reduction of the fully indexed government bond exposure. This illustrates how asset allocation preferences can shift based on our views on alpha and its efficiency and magnitude – as well as the choice between indexed and alpha-seeking exposures within asset classes.
- Costs matter. For example, product fees cut into returns and can reduce or, in some cases, eliminate the alpha an investor receives. In addition, manager selection and monitoring could amount to significant governance costs. For instance, if we examine the number of top-quartile funds in the European Global Large Cap Growth Equity in Morningstar over the last three years, we find that out of 634 funds, around 101 funds (16%) have top-quartile performance.³ If we extend this analysis to a five-year period, the number of top-quartile funds is close to 65 funds (10%), highlighting the importance of consistent active manager selections.

Figure 4: taking more risk or using more top-quartile alpha-seeking strategies

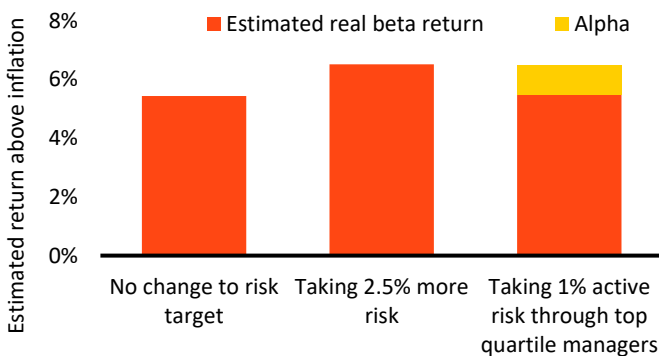
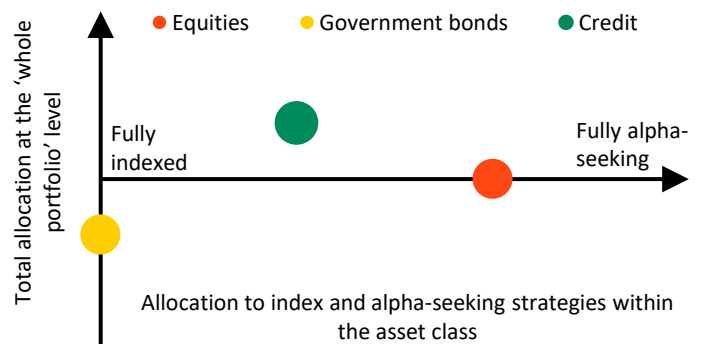


Figure 5: alpha-seeking managers impact the whole portfolio



This information is not intended as a recommendation to invest in any particular asset class or strategy or as a promise - or even estimate - of future performance. Source: BlackRock Investment Institute, January 2024. Notes: We assume the following median fees: 0.6% for equities, 0.225% for government bonds, and investment grade credit, 0.45% for sub investment grade credit and 2.75% for private markets. This visual representation is for illustrative purposes only and do not represent an actual portfolio. Regression analysis is backwards-looking with the benefit of hindsight and complex – it may not reliably predict the future relationship between manager performance and market conditions. Expert judgement from a manager research team on an individual fund managers could bring better clarity on how they performed. In-depth and practical manager research can improve on econometric techniques and analysis, like regressions, to build a better picture of how a fund manager might perform in the future.

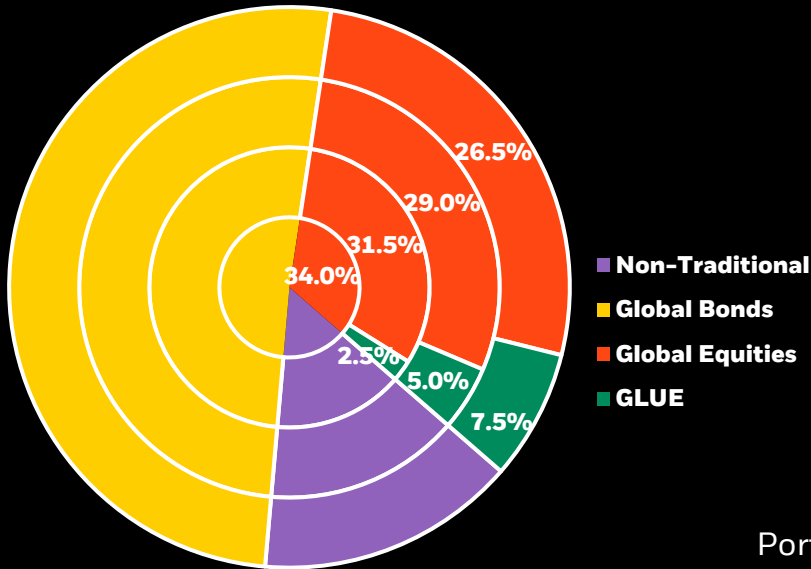
^{2,3} For more on this analysis please refer to Appendix.

Allocate more to highly skilled active managers:

THE CASE FOR BLACKROCK GLOBAL UNCONSTRAINED EQUITY FUND (GLUE)

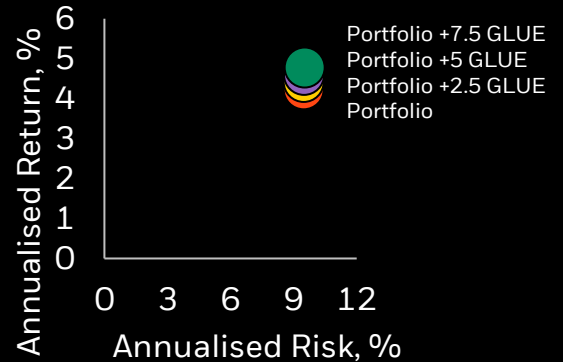
A deliberate approach to blending

Whole Portfolio impact

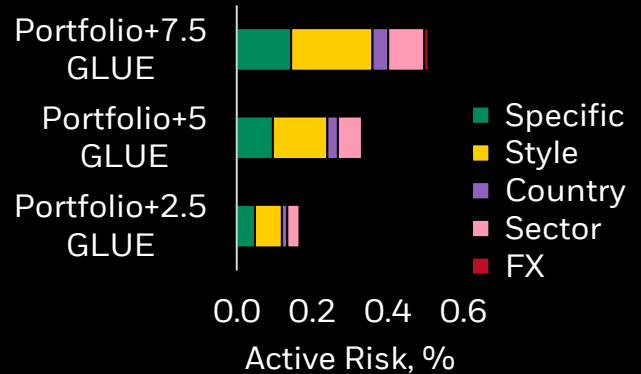


Historical Performance	03/20 - 01/21	02/21 - 01/22	02/22 - 01/23	02/23 - 01/24
Portfolio	11.83	3.96	-6.56	8.07
Portfolio +2.5 GLUE	12.1	4.16	-6.51	8.36
Portfolio +5 GLUE	12.36	4.36	-6.45	8.65
Portfolio +7.5 GLUE	12.63	4.56	-6.4	8.94

1. Annualised Risk vs Return



2. Active Risk



The figures shown relate to past performance. Past performance is not a reliable indicator of current or future results and should not be the sole factor of consideration when selecting a product or strategy. Source: BlackRock, MPI. Time Period: 02/03/2020 – 31/01/2024. Data Frequency: Monthly. Note: Inception date of GLUE was 21/02/2020, 10-year performance data is not available. All historical fund performance is net. Index performance returns do not reflect any management fees, transaction costs or expenses. Indices are unmanaged and one cannot invest directly in an index. Index performance returns do not reflect any management fees, transaction costs or expenses. Indices are unmanaged and one cannot invest directly in an index. This information demonstrates, in part, the firm's Risk/Return analysis. This material is provided for informational purposes only and is not intended to be investment advice or a recommendation to take any particular investment action. Portfolio starting exposures include Global Equities: MSCI ACWI NR USD; Global Bonds: 43% Bloomberg Global Aggregate TR Hdg USD; 8% Bloomberg Global High Yield TR Hdg USD; Non-traditional: HFRX Index.

BlackRock Global Unconstrained Equity Fund (GLUE) takes a fundamental approach to identifying long-term alpha opportunities through concentrated stock selection. It cuts across sectors and geographies to focus on delivering pure alpha through stock specific risk. Historically, more than 70% of the fund's returns are attributed to stock specific risk.⁴

We believe that the fund could act as a high conviction alpha-seeking allocation for long-term investors,, to complement low-cost beta solutions whilst delivering long-term capital growth and providing differentiated exposures.

For investors with limited fee or governance budget, opting to express their asset allocation views at the core of their portfolio with index whilst overseeing a few high-conviction alpha-seeking managers, such as GLUE, can help to manage alpha targets more effectively.

Allocating to GLUE in the context of the fully indexed global equity sleeve of a multi-asset portfolio could provide investors with additional sources of idiosyncratic risk, helping the portfolio become less reliant on market beta growth and resulting in differentiated return potential and enhanced portfolio outcomes.

More specifically, in our study, allocating up to 7.5% of the equity sleeve of the example multi-asset portfolio to GLUE could lead to up to:

- Picking up 60 bps additional annualised return at the expense of only 4 bps increase in annualised risk, highlighting the efficiency of the alpha-seeking fund**
- Introducing stock specific ex-ante active risk vs the portfolio global equity sleeve, at 30% of all ex-ante active risk, highlighting the differentiated return potential**



Conclusion

In this paper, we have sought to demonstrate why simple, set-and-forget approaches to combining stocks and fixed income may not be effective portfolio construction strategies going forward. We expect lower real returns across public markets, which makes the portfolio asset class mix matter even more. An investing approach that frequently acts on insight and expertise could be better rewarded in this new environment. Evolving portfolio construction practices offers an opportunity for EMEA Private Banks and Wealth Managers to capture new commercial opportunities and deliver consistency in portfolio outcomes, in our view.

In this new environment, we believe that indexing should play an even bigger role in portfolio construction, allowing for adaptable and dynamic implementation, to free up budget for highly skilled alpha-seeking managers. An active approach to indexing would allow investors to exploit their skill in timing markets and picking the right macro and factor exposures. ETFs offer the breadth and granularity of building blocks needed to enable an effective expression of portfolio views in a highly unpredictable environment.

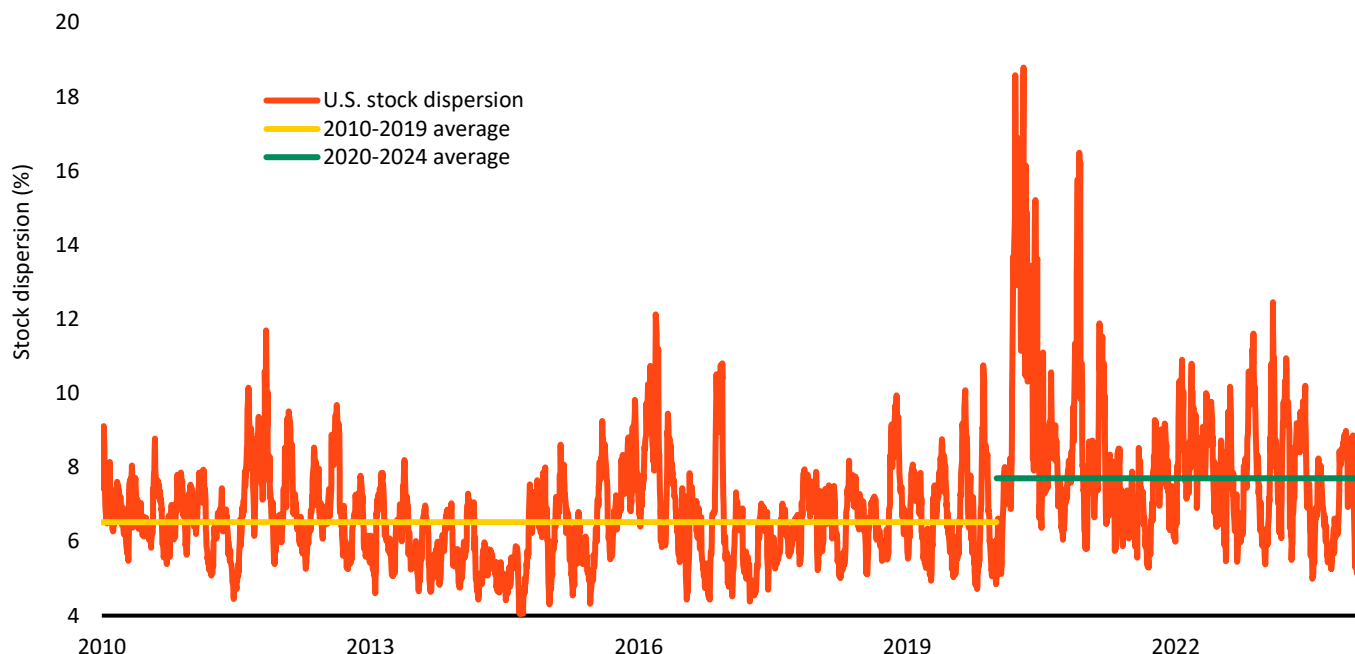
For investors able to consistently pick skilled managers, and able to afford the associated governance costs, alpha-seeking strategies could play a bigger role in portfolios today due to greater macro uncertainty fuelling dispersion in some markets. We believe allocating to alpha-seeking managers should not be done in silos, but rather alongside indexing, to ultimately inform the overall portfolio asset allocation choices, enhance a portfolio's alpha and meet the higher performance bar set by clients.

Any opinions and/or forecasts represent an assessment of the market environment at a specific time and is not intended to be a forecast of future events or a guarantee of future results. There is no guarantee that any forecasts made will come to pass.



Appendix

2. Dispersion of US stock market (S&P 500) returns, 2010-2024



Past performance is not a reliable indicator of current or future results, and index returns do not account for fees. It is not possible to invest directly in an index. Source: BlackRock Investment Institute, with data from LSEG Datastream, February 2024. Notes: The chart shows the dispersion in S&P 500 monthly stock returns on a daily basis and the median level of dispersion from July 2010 after the global financial crisis through 2019, and from 2020 through 31 January 2024.

3. Top-quartile funds in the Morningstar European Global Large Cap Growth Equity category over three and five years

Fund Category	Total number funds in study	3Y 1st Quartile	5Y 1st Quartile
EAA Fund Global Large-Cap Growth Equity	634	101	65

Source: Morningstar Direct, as of 29 February 2024.

4. GLUE Historical Performance Attribution

	02/20 - 01/21	02/21 - 01/22	02/22 - 01/23	02/23 - 01/24		
BlackRock Global Uncons Eq D USD Acc (GLUE)	25.12	19.31	-6.47	26.22		
	2020	2021	2022	2023	2024 Jan 31	Total
Styles	10.96%	2.43%	-5.16%	0.02%	-0.11%	5.82%
Countries	-1.35%	1.79%	0.22%	-0.64%	0.20%	0.63%
Industries	5.31%	0.29%	-2.70%	2.68%	0.90%	6.27%
Stock Specifics	0.12%	8.55%	0.49%	7.24%	1.42%	23.89%
FX	0.56%	-0.09%	0.53%	1.19%	0.18%	3.53%
Active Systematic	-3.07%	-1.95%	-0.17%	-0.23%	0.02%	-6.96%
Other	0.01%	0.41%	0.08%	0.52%	0.03%	1.44%
Total	12.56%	11.44%	-6.71%	10.78%	2.64%	34.61%

The figures shown relate to past performance. Past performance is not a reliable indicator of current or future results and should not be the sole factor of consideration when selecting a product or strategy. Source: BlackRock, Time Period: 21/01/2020 – 31/01/2024. Data Frequency: Daily. Currency: USD. Note: Inception date of GLUE was 21/02/2020, 10-year performance data is not available. All historical fund performance is net. This information demonstrates, in part, the firm's Risk/Return analysis. This material is provided for informational purposes only and is not intended to be investment advice or a recommendation to take any particular investment action.

BlackRock's Long-Term Capital Market Assumption Disclosures:

This information is not intended as a recommendation to invest in any particular asset class or strategy or product or as a promise of future performance. Note that these asset class assumptions are passive, and do not consider the impact of active management. All estimates in this document are in US dollar terms unless noted otherwise. Given the complex risk-reward trade-offs involved, we advise clients to rely on their own judgment as well as quantitative optimisation approaches in setting strategic allocations to all the asset classes and strategies. References to future returns are not promises or even estimates of actual returns a client portfolio may achieve. Assumptions, opinions and estimates are provided for illustrative purposes only. They should not be relied upon as recommendations to buy or sell securities. Forecasts of financial market trends that are based on current market conditions constitute our judgment and are subject to change without notice. We believe the information provided here is reliable, but do not warrant its accuracy or completeness. If the reader chooses to rely on the information, it is at its own risk. This material has been prepared for information purposes only and is not intended to provide, and should not be relied on for, accounting, legal, or tax advice. The outputs of the assumptions are provided for illustration purposes only and are subject to significant limitations. "Expected" return estimates are subject to uncertainty and error. Expected returns for each asset class can be conditional on economic scenarios; in the event a particular scenario comes to pass, actual returns could be significantly higher or lower than forecasted. Because of the inherent limitations of all models, potential investors should not rely exclusively on the model when making an investment decision. The model cannot account for the impact that economic, market, and other factors may have on the implementation and ongoing management of an actual investment portfolio. Unlike actual portfolio outcomes, the model outcomes do not reflect actual trading, liquidity constraints, fees, expenses, taxes and other factors that could impact future returns.

Index Disclosures:

Index returns are for illustrative purposes only and do not represent any actual fund performance. Index performance returns do not reflect any management fees, transaction costs or expenses. Indices are unmanaged and one cannot invest directly in an index.

General Disclosure:

This material is prepared by BlackRock and is not intended to be relied upon as a forecast, research or investment advice, and is not a recommendation, offer or solicitation to buy or sell any securities or to adopt any investment strategy. The opinions expressed are as of September 2023 and may change as subsequent conditions vary. The information and opinions contained in this material are derived from proprietary and non-proprietary sources deemed by BlackRock to be reliable, are not necessarily all-inclusive and are not guaranteed as to accuracy. As such, no warranty of accuracy or reliability is given and no responsibility arising in any other way for errors and omissions (including responsibility to any person by reason of negligence) is accepted by BlackRock, its officers, employees or agents. This material may contain 'forward looking' information that is not purely historical in nature. Such information may include, among other things, projections and forecasts. There is no guarantee that any forecasts made will come to pass. Reliance upon information in this material is at the sole discretion of the reader. This material is intended for information purposes only and does not constitute investment advice or an offer or solicitation to purchase or sell in any securities, BlackRock funds or any investment strategy nor shall any securities be offered or sold to any person in any jurisdiction in which an offer, solicitation, purchase or sale would be unlawful under the securities laws of such jurisdiction. Investment involves risks. Past performance is not a reliable indicator of current or future results and should not be the sole factor of consideration when selecting a product or strategy. This material is intended for institutional investors only and not for public distribution. The information provided here is neither tax nor legal advice. Investors should speak to their tax professional for specific information regarding their tax situation. Investment involves risk including possible loss of principal. International investing involves risks, including risks related to foreign currency, limited liquidity, less government regulation, and the possibility of substantial volatility due to adverse political, economic or other developments. These risks are often heightened for investments in emerging/developing markets or smaller capital markets.

This document is marketing material: Before investing please read the Prospectus and the PRIIPs KID available on www.blackrock.com/it, which contain a summary of investors' rights.

Risk Warnings

Investors should refer to the prospectus or offering documentation for the funds full list of risks.

Capital at risk. The value of investments and the income from them can fall as well as rise and are not guaranteed. Investors may not get back the amount originally invested.

Past performance is not a reliable indicator of current or future results and should not be the sole factor of consideration when selecting a product or strategy.

Changes in the rates of exchange between currencies may cause the value of investments to diminish or increase. Fluctuation may be particularly marked in the case of a higher volatility fund and the value of an investment may fall suddenly and substantially. Levels and basis of taxation may change from time to time.

BlackRock has not considered the suitability of this investment against your individual needs and risk tolerance. The data displayed provides summary information. Investment should be made on the basis of the relevant Prospectus which is available from the manager.

The products mentioned in this document are intended for information purposes only and do not constitute investment advice or an offer to sell or a solicitation of an offer to buy the securities described within. This document may not be distributed without authorisation from BlackRock.

Fund-specific risks

BlackRock Global Unconstrained Equity Fund

Concentration Risk, Counterparty Risk, Equity Risk, ESG Screening Risk

Description of Fund Risks

Concentration Risk

Investment risk is concentrated in specific sectors, countries, currencies or companies. This means the Fund is more sensitive to any localised economic, market, political or regulatory events.

Counterparty Risk

The insolvency of any institutions providing services such as safekeeping of assets or acting as counterparty to derivatives or other instruments, may expose the Fund to financial loss.

Equity Risk

The value of equities and equity-related securities can be affected by daily stock market movements. Other influential factors include political, economic news, company earnings and significant corporate events.

ESG Screening Risk

The Fund seeks to exclude companies engaging in certain activities inconsistent with ESG criteria. Investors should therefore make a personal ethical assessment of the Fund's ESG screening prior to investing in the Fund. Such ESG screening may adversely affect the value of the Fund's investments compared to a fund without such screening

Important Information

This material is for distribution to Professional Clients (as defined by the Financial Conduct Authority or MiFID Rules) only and should not be relied upon by any other persons.

This document is marketing material.

In the UK and Non-European Economic Area (EEA) countries: this is issued by BlackRock Investment Management (UK) Limited, authorised and regulated by the Financial Conduct Authority. Registered office: 12 Throgmorton Avenue, London, EC2N 2DL. Tel: + 44 (0)20 7743 3000. Registered in England and Wales No. 02020394. For your protection telephone calls are usually recorded. Please refer to the Financial Conduct Authority website for a list of authorised activities conducted by BlackRock.

In the European Economic Area (EEA): this is issued by BlackRock (Netherlands) B.V., authorised and regulated by the Netherlands Authority for the Financial Markets. Registered office Amstelplein 1, 1096 HA, Amsterdam, Tel: 020 – 549 5200, Tel: 31-20-549-5200. Trade Register No. 17068311 For your protection telephone calls are usually recorded.

In Italy: For information on investor rights and how to raise complaints please go to <https://www.blackrock.com/corporate/compliance/investor-right> available in Italian.

BlackRock Funds I ICAV: The BlackRock Global Unconstrained Equity Fund is a sub fund of the BlackRock Funds I ICAV (the 'Fund'). The Fund is structured as a unit trust organised under the laws of Ireland and authorised by the Central Bank of Ireland as UCITS for the purposes of UCITS Regulations. Investment in the sub-fund(s) is only open to 'Qualified Holders', as defined in the relevant Fund Prospectus. In the UK any decision to invest must be based solely on the information contained in the Company's Prospectus, Key Investor Information Document (KIID) and the latest half-yearly report and unaudited accounts and/or annual report and audited accounts, and in EEA and Switzerland any decision to invest must be based solely on the information contained in the Company's Prospectus, the most recent financial reports and the Packaged Retail and Insurance-based Investment Products Key Information Document (PRIIPs KID) and the latest half-yearly report and unaudited accounts and/or annual report and audited accounts which are available in registered jurisdictions and local language where they are registered, these can be found at www.blackrock.com on the relevant product pages. Investors should understand all characteristics of the funds objective before investing, if applicable this includes sustainable disclosures and sustainable related characteristics of the fund as found in the prospectus, which can be found www.blackrock.com on the relevant product pages for where the fund is registered for sale. Prospectuses, Key Investor Information Documents, PRIIPs KID and application forms may not be available to investors in certain jurisdictions where the Fund in question has not been authorised. BlackRock may terminate marketing at any time. For information on investor rights and how to raise complaints please go to <https://www.blackrock.com/corporate/compliance/investor-right> available in local language in registered jurisdictions.

For investors in Austria

For further information, the prospectus, Packaged Retail and Insurance-based Investment Products Key Information Document (PRIIPs KID), annual report and semi-annual report can be obtained free of charge in hardcopy form from the Austrian paying agent: Unicredit Bank Austria AG, Julius Tandler Platz 3, 1090 Vienna and also from www.blackrock.com/at available in German and English BlackRock may terminate marketing at any time. Investors should understand all characteristics of the funds objective before investing, if applicable this includes sustainable disclosures and sustainable related characteristics of the fund as found in the prospectus, which can be found www.blackrock.com on the relevant product pages. . For information on investor rights and how to raise complaints please go to <https://www.blackrock.com/corporate/compliance/investor-right> available in German.

Important Information

For investors in Dubai (DIFC)

BlackRock Advisors (UK) Limited - Dubai Branch is a DIFC Foreign Recognised Company registered with the DIFC Registrar of Companies (DIFC Registered Number 546), with its office at Unit L15 - 01A, ICD Brookfield Place, Dubai International Financial Centre, PO Box 506661, Dubai, UAE, and is regulated by the DFSA to engage in the regulated activities of 'Advising on Financial Products' and 'Arranging Deals in Investments' in or from the DIFC, both of which are limited to units in a collective investment fund (DFSA Reference Number F000738).

For investors in Finland

The prospectus (in English language) and PRIIPs KID (in Finnish language) are available at BlackRock (Netherlands) B.V. and also from www.blackrock.com/fi available in Finnish and English. BlackRock may terminate marketing at any time. Investors should understand all characteristics of the funds objective before investing, if applicable this includes sustainable disclosures and sustainable related characteristics of the fund as found in the prospectus, which can be found www.blackrock.com on the relevant product pages. For information on investor rights and how to raise complaints please go to <https://www.blackrock.com/corporate/compliance/investor-right> available in English.

For investors in Germany

This is a financial promotion. For further information, the prospectus, Packaged Retail and Insurance-based Investment Products Key Information Document (PRIIPs KID), annual report and semi-annual report can be obtained free of charge in hardcopy form from the German information centre: BlackRock (Netherlands) B.V., Frankfurt (Germany) Branch, Frankfurt am Main, Bockenheimer Landstraße 2–4, 60306 Frankfurt am Main. The paying agent in Germany is J.P. Morgan AG, CIB / Investor Services – Trustee & Fiduciary, Taunustor 1 (Taunus Turm), D-60310 Frankfurt am Main and also from www.blackrock.com/de available in German and English. BlackRock may terminate marketing at any time. Investors should understand all characteristics of the funds objective before investing, if applicable this includes sustainable disclosures and sustainable related characteristics of the fund as found in the prospectus, which can be found www.blackrock.com on the relevant product pages. For information on investor rights and how to raise complaints please go to <https://www.blackrock.com/corporate/compliance/investor-right> available in German.

For investors in Norway

The prospectus and PRIIPs KID are available at BlackRock (Netherlands) B.V. www.blackrock.com/no available in Norwegian and English. BlackRock may terminate marketing at any time. Investors should understand all characteristics of the funds objective before investing, if applicable this includes sustainable disclosures and sustainable related characteristics of the fund as found in the prospectus, which can be found www.blackrock.com on the relevant product pages. For information on investor rights and how to raise complaints please go to <https://www.blackrock.com/corporate/compliance/investor-right> available in English.

For investors in Spain

Certain funds mentioned here are registered for distribution in Spain. In Spain, the BlackRock Funds I ICAV range is registered with the number 1742 in the Comisión Nacional del Mercado de Valores de España (CNMV) and the Prospectus for each registered fund has been registered with the CNMV and can be found at www.blackrock.com/es available in Spanish and English. No securities regulator in any country within Spain has confirmed the accuracy of any information contained herein. BlackRock may terminate marketing at any time. Investors should understand all characteristics of the funds objective before investing, if applicable this includes sustainable disclosures and sustainable related characteristics of the fund as found in the prospectus, which can be found www.blackrock.com on the relevant product pages. For information on investor rights and how to raise complaints please go to <https://www.blackrock.com/corporate/compliance/investor-right> available in Spanish.

Important Information

For investors in Sweden

The prospectus and PRIIPs KID are available at BlackRock (Netherlands) B.V., Stockholm branch, Malmskillnadsgatan 32, 111 51 Stockholm, Sweden and also from www.blackrock.com/se available in Swedish and English. Investors should read the PRIIPs KID before making an investment decision. BlackRock may terminate marketing at any time. Investors should understand all characteristics of the funds objective before investing, if applicable this includes sustainable disclosures and sustainable related characteristics of the fund as found in the prospectus, which can be found www.blackrock.com on the relevant product pages. For information on investor rights and how to raise complaints please go to <https://www.blackrock.com/corporate/compliance/investor-right> available in English.

For investors in Switzerland

For professional clients and qualified investors only.

This document shall be exclusively made available to, and directed at, qualified investors as defined in Article 10 (3) of the CISA of 23 June 2006, as amended, at the exclusion of qualified investors with an opting-out pursuant to Art. 5 (1) of the Swiss Federal Act on Financial Services ("FinSA").

For information on art. 8 / 9 Financial Services Act (FinSA) and on your client segmentation under art. 4 FinSA, please see the following website: www.blackrock.com/finsa.

The BlackRock Funds I ICAV is domiciled in Ireland. BlackRock Asset Management Schweiz AG, Bahnhofstrasse 39, CH-8001 Zurich, is the Swiss Representative and State Street Bank International GmbH, Munich, Zurich Branch, Beethovenstrasse 19, CH-8002 Zürich, the Swiss Paying Agent. The Prospectus, Packaged Retail and Insurance-based Investment Products Key Information Document (PRIIPs KID) or equivalent, the Articles of Incorporation, the latest and any previous annual and semi-annual reports are available free of charge from the Swiss representative. Investors should read the fund specific risks in the PRIIPs KID or equivalent and the Prospectus.

For investors in the Netherlands

The risk indicator shown on this document refers to the sub-funds of BlackRock Funds I ICAV (the 'Fund'). Higher or lower risk may apply to the other share classes of the Fund.

BlackRock Funds I ICAV ("BFI") is a UCITS (icbe) as defined in section 1:1 Financial Markets Supervision Act (Wet op het financieel toezicht; "FMSA"). BFI and its sub-funds are listed in the register as defined in section 1:107 FMSA. Please refer to the Packaged Retail and Insurance-based Investment Products Key Information Document (PRIIPs KID) (Essentiële-informatiedocument (Eid)) for further information about BFI and its-sub funds. The prospectus and Eid of BFI and its sub-funds are available on BlackRock's website www.blackrock.nl available in Dutch and English. BlackRock may terminate marketing at any time. Investors should understand all characteristics of the funds objective before investing, if applicable this includes sustainable disclosures and sustainable related characteristics of the fund as found in the prospectus, which can be found www.blackrock.com on the relevant product pages. For information on investor rights and how to raise complaints please go to <https://www.blackrock.com/corporate/compliance/investor-right> available in Dutch.

Any research in this document has been procured and may have been acted on by BlackRock for its own purpose. The results of such research are being made available only incidentally. The views expressed do not constitute investment or any other advice and are subject to change. They do not necessarily reflect the views of any company in the BlackRock Group or any part thereof and no assurances are made as to their accuracy.

This document is for information purposes only and does not constitute an offer or invitation to anyone to invest in any BlackRock funds and has not been prepared in connection with any such offer.

© 2024 BlackRock, Inc. All Rights reserved. BLACKROCK, BLACKROCK SOLUTIONS and iSHARES are trademarks of BlackRock, Inc. or its affiliates. All other trademarks are those of their respective owners.