



Precision insights: Emerging markets

Updated August 2024

Going local: EM through a country lens









We outline our latest views on emerging market (EM) single countries, updated regularly to reflect the latest macro and political developments in this complex and dynamic asset class.

Latest changes:

- **India:** we update our view on the investment case for India following the election result.
- **Brazil:** we lower our conviction on Brazilian equities, despite attractive valuations.

Click on the regions below to explore our precision emerging market views in detail.



Region	Market	View	Global ETP flows		Outlook
			2023	2024 YTD	
LatAm equity	<u>Brazil</u>		\$0.4B	-\$1.9B	We lower our conviction on Brazil, but it remains our preferred equity market within LatAm. The supportive rate backdrop is now more dependent on the US Federal Reserve (Fed), while valuations have cheapened.
	<u>Mexico</u>		\$0.9B	-\$0.1B	We keep a mixed view on Mexican equities. Valuations remain high and we see the first leg of the nearshoring trade as priced in. An easier US rate backdrop in H2 could be a tailwind – although the US election could be a tail risk.
APAC equity	<u>China</u>		\$77.6B	\$77.1B	We stay neutral on China, amid slowing growth and smaller policy stimulus than in the past, though valuations have fallen significantly over the past year. Structural challenges imply deteriorating long-term growth, and geopolitical risks persist.
	<u>Korea</u>		\$1.9B	\$2.0B	We keep a mixed view on Korean equities. We hesitate to chase the gains, but the 2024 pullback so far has brought valuations down to more reasonable levels.
	<u>India</u>		\$10.0B	\$9.8B	We bring India up to our highest conviction in EM. The removal of political risk premium post-election, diversification prospects, and solid fundamentals help offset what are currently high valuations for an already structurally expensive emerging equity market.
GCC equity	<u>Saudi Arabia</u>		\$0.7B	\$0.0B	We keep a mixed view on GCC markets (UAE and Saudi Arabia). Both markets are under structural change, which has provided opportunities, but volatility has picked up amid a rise in geopolitical tensions.
	<u>UAE</u>		\$0.0B	\$0.0B	
Debt	<u>EMD</u>		\$9.6B	-\$8.4B	We lower our conviction on hard currency emerging market debt (EMD) and remain neutral across the board. Overall, we like EMD for income and diversification, and look to India as a single country exposure with the tailwind of index inclusion.

Source: BlackRock and Markit, as of 30 July 2024. **Past flows into global ETPs are not a guide to current or future flows and should not be the sole factor of consideration when selecting a product.**

Figures are in US dollars, unless stated otherwise. There is no guarantee that any forecasts made will come to pass.

Five-year performance of emerging market indices

Total asset returns (%)	2018	2019	2020	2021	2022	2023	2024 YTD
MSCI Emerging Markets	-14.57	18.42	18.31	-2.54	-20.09	9.83	9.96
MSCI Brazil	-0.49	26.30	-19.02	-17.40	14.15	32.69	-9.07
MSCI Mexico	-15.53	11.37	-1.85	22.53	-2.02	40.92	-18.01
MSCI China	-28.26	36.17	43.20	3.20	-25.90	-13.47	-2.82
MSCI India	-7.30	7.58	15.55	26.23	-7.95	20.81	21.77
MSCI Korea 25-50	-20.01	8.56	40.39	-7.03	-26.95	20.91	1.14
MSCI Saudi Arabia 20/35	19.13	7.23	0.71	37.70	-5.09	10.67	2.56
MSCI UAE	-7.74	3.96	-0.93	50.18	-6.18	0.57	6.57

The figures shown relate to past performance. Past performance is not a reliable indicator of current or future results.

Index performance returns do not reflect any management fees, transaction costs or expenses. Indices are unmanaged and one cannot invest directly in an index. Figures are net total returns, in US dollars. Source: BlackRock and Bloomberg, as of 27 August 2024.

To view our full range of single market EM equity and fixed income products, please visit your local [BlackRock.com](https://www.blackrock.com) website.

LATIN AMERICA



BRAZIL: JUSTIFIABLY CHEAPENING

We dial down our conviction on Brazilian equities – despite attractive valuations – on reflationary pressures and a lack of earnings delivery. Although monetary policy has been supportive thus far and the country continues to be buoyed by diversified, commodity-led exports, we think the Banco Central do Brasil (BCB) is likely to be more dependent on the Fed in H2. Higher-than-usual uncertainty in headline and food inflation due to large-scale floods in the state of Rio Grande do Sul has also led to a more hawkish BCB holding the Selic rate on pause at 10.5% from June this year.¹ Moreover, fiscal discipline has been scarce since the downgrade of discretionary spending targets in April and structural issues with Brazil’s fiscal framework remain, reducing President Lula’s credibility and investor confidence so far this year.²

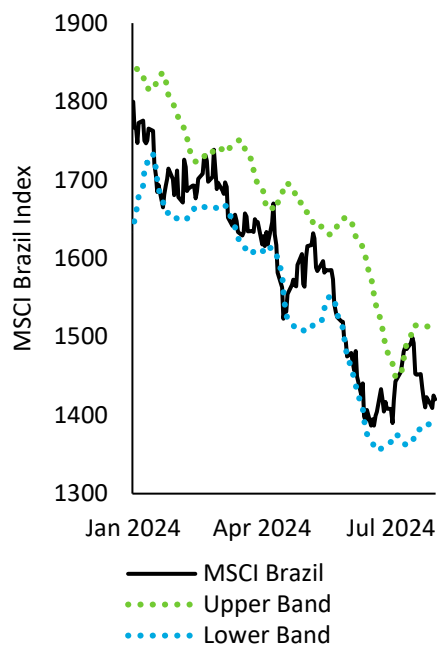
With the most consequential EM elections this year having now passed, Brazil’s relative political stability is no longer a unique advantage – potentially prompting investors to turn back to markets where they hold more conviction. So far this year, Brazilian equity ETPs have already seen around 5x the outflows recorded in 2023 (-\$1.9B vs. \$0.4B), spread evenly across US, LatAm and EMEA-listed ETPs.³

Brazilian equities have also underperformed YTD: the MSCI Brazil Index is down 9.1%,⁴ with underwhelming broad index earnings growth in Q1, at -17.2%,⁵ weighed down by the materials and energy sectors. Valuation analysis also indicates a low likelihood of a technical reversal as RSIs and Bollinger Bands for MSCI Brazil and Ibovespa remain above the oversold conditions’ threshold.⁶ However, the cyclical nature of Brazil’s equity market means it is more responsive to global and domestic economic shifts, made evident by blockbuster EPS growth in healthcare and consumer sectors, underlining our neutral view.⁷

The figures shown relate to past performance. Past performance is not a reliable indicator of current or future results.

The BCB projects 2024 GDP growth at 2.1%,⁸ driven by a strong start to the year amid a tight labour market, rising incomes, and substantial fiscal support – macro tailwinds that help to balance out our view. The structural case for Brazil also remains strong, in our view, as the largest economy in South America and the seventh-most-populous country in the world, with strong diplomatic and trade ties across diverse geopolitical blocs. As with Mexico, we see the start of a Fed easing cycle as a tailwind for Brazilian equities, as EM central banks become increasingly Fed-dependent to manage currency devaluation.

Chart 1: Brazilian equity valuations



Source: Bloomberg, as of 31 July 2024.

There is no guarantee that any forecasts made will come to pass.

1 Source: Barclays, as of 19 June 2024. **2** Source: Barclays, as of 11 July 2024. **3** Source: BlackRock and Markit, as of 30 July 2024. **4** Source: BlackRock and Bloomberg, as of 31 July 2024. **5, 6, 7** Source: Bloomberg, as of 28 June 2024. **8** Source: Barclays, as of 4 June 2024.

LATIN AMERICA



MEXICO: VALUATIONS REMAIN HIGH

We stay mixed on Mexican equities even as election uncertainty dissipates given a lack of catalysts for a sustained reversal in the 18.2% underperformance seen YTD.⁹ Although valuations are down 27.3% from early February highs at 12.5x P/E and Mexico trades at a 5% discount to MSCI EM (vs. a 35% premium historically), Mexican equities still screen as expensive vs. some LatAm peers like Brazil (7.1x P/E) and Colombia (5.2x P/E).¹⁰ Mexican equity ETPs have also seen \$0.1B of outflows this year, driven by US and LatAm-listed ETPs, which have recorded \$0.1B and \$0.3B of selling, respectively. On the other hand, demand for EMEA-listed ETPs has been stronger, with \$0.3B of net inflows YTD.¹¹

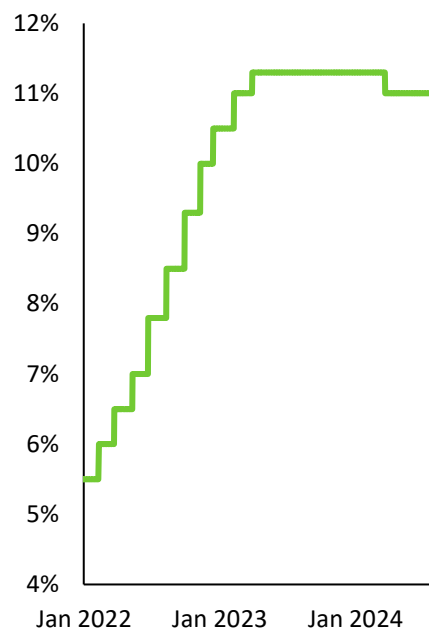
The figures shown relate to past performance. Past performance is not a reliable indicator of current or future results.

On the political front, the magnitude of Claudia Sheinbaum's victory in the June presidential election was a surprise to markets and has led to some volatility, centred on concerns over fiscal and judicial discipline. We see a reduced ability for Mexico to take advantage of nearshoring and continue to judge the first leg of the near- and reshoring trade as priced in.

The macroeconomic outlook also appears less favourable, with Q1 GDP growth hitting its lowest point since Q4 2021, marking six consecutive quarters of deceleration.¹² This downturn in economic activity has been mirrored in earnings, with companies in the MSCI Mexico Index reporting a 13.2% decline in earnings growth for Q1, primarily dragged down by cyclical sectors such as consumer discretionary and materials.¹³ While Mexico's workers have benefited from wage increases and low unemployment rates, the country faces challenges in ensuring a reliable energy supply, maintaining monetary and fiscal sustainability, and addressing financial fragilities associated with Pemex, the state oil company.¹⁴

Mexico's equity market has historically been sensitive to US growth, although this relationship decoupled last year as the first leg of the reshoring trade played out.¹⁵ Although market pricing of Fed rate cuts has been pushed out, our base case remains for two to three cuts in 2024: we think that Mexico could capture potential upside later this year, with the prospect of easier financial conditions on the horizon in the US. Finally, the imminent US election keeps us on the sidelines in Mexico through November, as immigration and trade policy are two flashpoints that could drive up political volatility in the short-term reaction to the election results.

Chart 2: Mexico policy rate



Source: Bloomberg, as of 31 July 2024.

There is no guarantee that any forecasts made will come to pass.

9, 10, 13, 15 Source: Bloomberg, as of 28 June 2024. **11** Source: BlackRock and Markit, as of 30 July 2024. **12** Source: Goldman Sachs, as of 23 May 2024. **14** Source: Reuters, as of 24 June 2024.

ASIA PACIFIC



CHINA: THE POLICY PARADIGM

We stay mixed on Chinese equities: although they have been cheapening, this continues to be offset by lacklustre growth momentum, as highlighted by the data that has come through over the summer. Growth remains below 5% (although we still believe there is room to surpass this level by year-end),¹⁶ inflation remains stagnant, and a rate cut by the People's Bank of China (PBOC) in mid-July only boosted sentiment in the very short term. Coming out of the plenum earlier in July, where the focus of official communications had been on medium-term reform policies, the Politburo meeting at the end of July was encouraging in tone overall.

There is no doubt that the Chinese equity market has cheapened significantly – unwinding the post-Lunar New Year rally. A-shares currently trade at 11x forward-looking P/E – in line with broad EM valuations – with the MSCI China Index at 9.6x P/E.¹⁷ Valuations are not everything though: the macro has clearly weighed on risk sentiment this year, especially with regards to the lack of meaningful support for the beleaguered property sector. We have oft cited this among the key catalysts for us to change our view on a tactical horizon, and we maintain this view – although we also acknowledge that the bar may be lowering for international investors to re-enter, given more attractive valuations. There are some bright spots in China where domestic demand is growing; and exports have remained robust. For example, Chinese automakers account for more than half the EVs produced in the world.¹⁸

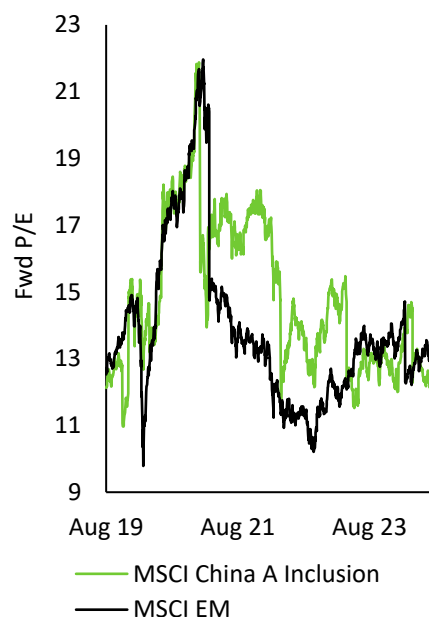
The figures shown relate to past performance. Past performance is not a reliable indicator of current or future results.

Along with the performance reversal, sentiment among international investors has shifted in recent months: US and EMEA-listed China equity flows have turned negative, taking year-to-date flows to -\$2.8B and -\$0.7B, respectively, despite some tactical flows coming through in the first quarter of the year.¹⁹

Looking ahead, we keep an eye out for relative opportunities between onshore Chinese equities and other single equity markets in Asia. For example, the spread of MSCI China A to the Hang Seng Index has started to increase, with the latter outperforming YTD – the longest period of Hang Seng outperformance since onshore and offshore Chinese equities decoupled in 2020.²⁰ The spread in valuations is not yet at the highs we saw earlier in the year,²¹ but we look to spread widening as a potential signal for a relative value trade.

We continue to see any opportunities in China equities as largely tactical in nature, given the structural competition between China and the US, China's ageing population, and the increased geopolitical risk backdrop.

Chart 3: forward-looking price/earnings for China and EM equities



Source: BlackRock and Bloomberg, as of 27 August 2024

There is no guarantee that any forecasts made will come to pass.

16, 17, 20, 21 Source: Bloomberg, as of 28 June 2024. **18** Source: 2024 International Electric Vehicle Consumer-Sentiment Survey, AlixPartners, April 2024. **19** Source: BlackRock and Markit, as of 30 July 2024.

ASIA PACIFIC



SOUTH KOREA: TAILWINDS AHEAD?

We stay neutral Korean equities as the country’s growth runs above its sustainable potential, supported by robust external demand for chips and semiconductors and the nearing of a Bank of Korea (BoK) rate cutting cycle. Although progress on disinflation has been smooth, with the 2.4% YoY CPI print in June giving the BoK more confidence around convergence to its 2% inflation target,²² we expect the central bank to keep in mind excessive leveraging in property financing, which remains a risk to market stability.

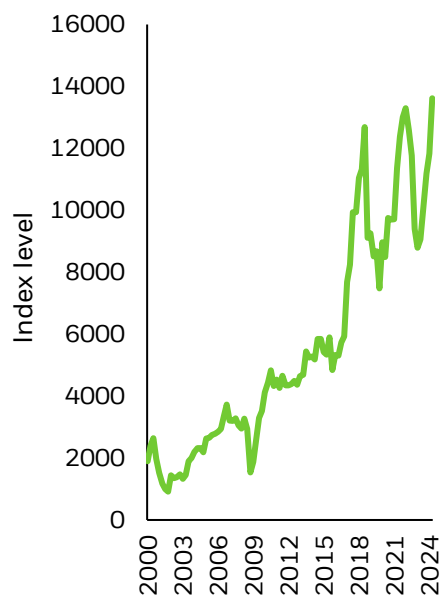
Korea's exports remain broadly on track to continue their recovery through H2 2024, and the tech-driven momentum remains strong, especially for AI-related components: semiconductor exports so far this year have been 163.2% higher than 2023.²³ Exports to China rose 6.9% MoM, following 7.0% MoM growth in June, while exports to the EU gained 4.4% MoM, highlighting a sustained turnaround in a previous trouble spot.²⁴ Korea's Q1 GDP release also showed the economy growing by 1.3% QoQ, much stronger than consensus forecast of 0.6%.²⁵

The equity market pullback in Q2 2024 has kept valuations at bay, with the MSCI Korea Index trading at 10.9x forward P/E, compared to 19.7x for the tech-heavy MSCI Taiwan Index and 16.7x for DM Asia peer MSCI Japan, affirming our neutral stance.²⁶ Tech stocks account for 47% of South Korea’s equity market, with 33% of Korean tech companies beating sales estimates in Q1 and estimates for Q2 projected to be higher.²⁷ Global ETP flows have remained strong, with \$2.1B added YTD and significant inflows in five out of the seven months to July.²⁸

The figures shown relate to past performance. Past performance is not a reliable indicator of current or future results.

After South Korea's liberal opposition scored a landslide victory in April’s parliamentary election, its government faces the prospect of more than three years of gridlock until the next presidential election in 2027, as political leadership is split between a leftwing-controlled legislature and conservative presidential administration – which is out of public favour, curbing fiscal support. However, we continue to monitor the potential for corporate reforms that have the potential to serve as structural tailwinds, including the ‘Corporate Value Up Programme’, which aims to tackle the issue of a significant portion of Korean equities trading below book value by improving corporate governance, increasing dividend payouts and encouraging share buybacks.

Chart 4: South Korea semiconductor exports



Source: Bloomberg, as of 27 August 2024.

There is no guarantee that any forecasts made will come to pass.

22 Source: Bloomberg, as of 28 July 2024. **23** Source: Bloomberg, as of 27 August 2024. **24** Source: Goldman Sachs, as of 22 July 2024. **25, 26, 27** Source: Bloomberg, as of 22 July 2024. **28** Source: BlackRock and Markit, as of 30 July 2024.

ASIA PACIFIC



INDIA: ELECTION UNCERTAINTY ABATES

India is an attractive investment destination, in our view. Relative political and policy certainty should be supportive for Indian assets, following the re-election of Prime Minister Narendra Modi for a third term. While his Bharatiya Janata Party (BJP) failed to secure an outright majority in the 2024 general election, it remains the senior coalition partner and we expect relative policy continuity moving forward. The reduction in political risk premia should be supportive of Indian assets, in our view. With the election period now over, we see a tactical entry point in the longest bull run in the country's history. We see several near-term drivers for Indian equities, including robust earnings, loosening financial conditions and rising domestic investor participation. In fixed income, a more stable fiscal backdrop, attractive yields and, crucially, the index inclusion process kicking off this summer should be supportive for Indian bonds (see p. 9).

The figures shown relate to past performance. Past performance is not a reliable indicator of current or future results.

Indian equities are less correlated to global (MSCI World) and US equities (S&P 500) than a broad EM equity allocation and are lowly correlated to Chinese equities (0.3 over 23 years).²⁹ Indian equities have been one of the most attractive trades for EM investors since the start of 2023, as international investors have increasingly favoured EM single-country exposures over broad allocations at the index level. Out of the record \$10.0B added to Indian equity ETPs globally in 2023, \$6.2B went into EMEA and US-listed Indian equity exposures – a trend that has continued into 2024, with international interest accounting for 76% of the total \$10.4B added to Indian equity ETPs globally.³⁰

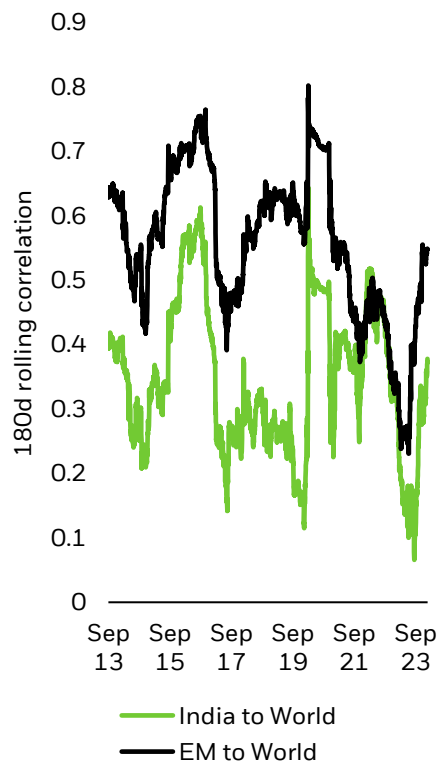
We see the run up in Indian equities as a side effect of increased domestic investor participation, which has outpaced foreign flows by multiples. Monthly inflows into Indian equities via Systematic Investment Plans (SIPs) have reached \$2.3B a month in 2024 – building on the \$80B added through this vehicle since 2021.³¹ At the same time, the total number of dematerialised accounts has hit 150m,³² with an average of 5.3k accounts created per day since 1996.³³ With domestic ownership of Indian equities at 35.6% vs. 16% for foreign ownership,³⁴ the makeup of the equity market is shifting: we see this as net positive for the market's long-term attractiveness.

Our analysis shows that EMEA investor portfolios are strategically under-allocated to Indian equities in terms of free-float market cap and compared to global indices.³⁵ This historical under-allocation has led to missing out on potential returns and diversification benefits. Analysis based on forward-looking (ex-ante) correlations shows MSCI India has a lower correlation (0.39) to global equity indices than MSCI EM (0.56) and MSCI Latin America (0.57) and acts as a powerful diversifier to traditional EMEA portfolio building blocks such as European and US equities, rates and credit.³⁶

There is no guarantee that any forecasts made will come to pass.

29 Source: Bloomberg, as of 1 February 2024. **30** Source: BlackRock and Markit, as of 23 August 2024. **31** Source: Goldman Sachs, as of 21 May 2024. **32** Source: Business Standard, April 2024. **33** Source: National Security Depository Limited, as of 30 April 2024. **34** Source: Reuters, February 2024. **35, 36** This information is not intended as a recommendation to invest in any particular asset class or strategy or as a promise - or even estimate - of future performance. Source: BlackRock Investment Strategy EMEA, BlackRock Aladdin, Morningstar. Portfolio average allocation based on 294 moderate multi-asset portfolios collected by between 02/01/2024 – 28/03/2024. Currency: EUR. Correlations data as of 21 May 2024. For illustrative purposes only, and subject to change.

Chart 5: Rolling 180-day correlation of Indian and EM equities to World/US equities



Source: BlackRock and Bloomberg, as of 31 January 2024.



THE GULF COOPERATION COUNCIL (GCC)

Two things stand out when considering our GCC views within an EM equity allocation. The first is the sensitivity of GCC equity markets to oil prices, given oil's role in driving the underlying economies. The second is an acknowledgement that this dynamic is undergoing a structural change: financials are now the largest sector tilt within both the Emirati and Saudi equity markets, for example.³⁷ The shifts towards economic diversification taking place across both Saudi Arabia and the UAE offer potential for structural growth. While we stay neutral on GCC equities in the near term – set against a backdrop of our neutral view on broader EM equities – we see pockets of opportunity. GCC markets, in general, have the lowest correlation among constituents to MSCI EM, and are a commodity exporter play. Saudi Arabia, for example, has over 5x the oil exports/GDP of any other EM country.³⁸ Taking a step back, we see room for GDP growth to slow across the board.



UAE: PROPERTY TAILWINDS

We hold a slight preference for UAE equities within the GCC, to tilt towards real estate, which was a bright spot for UAE equities in 2023. The property market looks set to remain robust, despite the pace of recovery slowing from 2023. We stay neutral overall, with GDP trending down or flat after peaking in 2022, although FX reserves remain high. Market performance has been volatile this year: after a bruising January-May, the market has quickly recovered. From a macro perspective, the UAE benefits from a large working-age population and high labour force participation rate, with youth unemployment at 9.3% in 2022 compared to the 16.7% global average.³⁹ Interventionist policies such as the National Employment Strategy 2031, aimed at enhancing women's participation, add to our positivity. Equity market valuations have fallen from elevated levels, but 90d volatility has picked up since October, due to geopolitical tensions in the region.⁴⁰ As one of the emerging bloc of multi-aligned countries, alongside India, the UAE looks relatively well-positioned in a geopolitically fragmenting world.



SAUDI ARABIA: MORE THAN AN ENERGY PLAY?

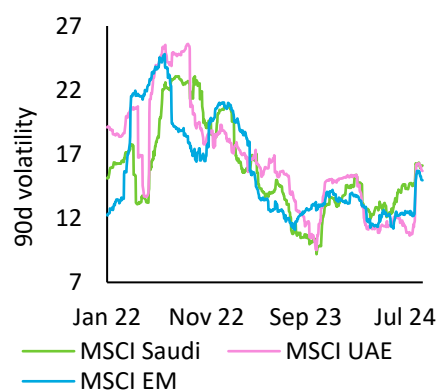
As the sixth-largest market in EM, direct international investor allocation to Saudi Arabia remains low, at c.3.5% of overall equity market cap.⁴¹ While the market has diversified, there is a perception that performance still depends on oil sentiment – we saw geopolitical concerns act as more of a driver of markets in Q4 2023. Heading into 2024, Saudi equities were looking expensive, and despite marginally cheapening into H2, they trade at a historic premium; we look for valuations to become more compelling before turning more positive. Saudi equities' relationship with EM FX is important to our view: when EM FX sells off, Saudi equities have tended to hold up. The oil outlook remains supportive: structural supply constraints persist and supply chain issues could add further upside pressure. Earnings remain largely oil-price-dependent, but this is starting to change as the economy diversifies. We expect economic growth to continue to slow and look to fiscal activity following the 2024 budget, given the focus on Vision 2030. We see room for a fiscal deficit to materialise this year.

The figures shown relate to past performance. Past performance is not a reliable indicator of current or future results.

There is no guarantee that any forecasts made will come to pass.

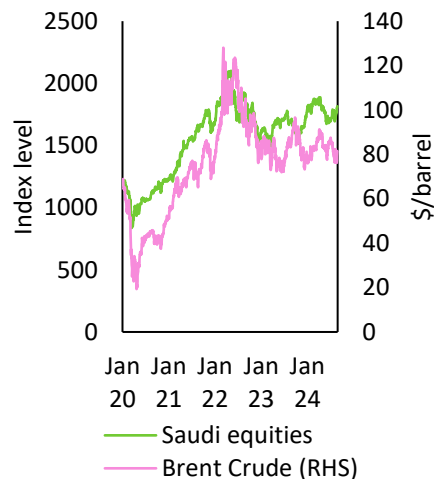
³⁷ Source: Bloomberg, as of 1 February 2024. Based on MSCI Indices. ³⁸ Source: WTO, December 2023. ³⁹ Source: The World Bank, as of 11 December 2023. ⁴⁰ Source: BlackRock and Bloomberg, as of 30 January 2024. ⁴¹ Source: JP Morgan, March 2023.

Chart 6: 90-day vol of Saudi Arabia, UAE and EM equities, 2022-2024



Source: BlackRock and Bloomberg, as of 27 August 2024

Chart 7: Saudi Arabia equities and Brent crude, 2020-2024



Source: BlackRock and Bloomberg, as of 27 August 2024.

EM DEBT

EMD: TILT TOWARDS USD

We close our relative preference for hard currency emerging market debt (EMD) over local currency EMD and stay neutral across the asset class. Both offer c.7% income,⁴² but we see carry opportunities in EM FX closing after EM central banks led the cutting cycle into this year. Now we see more room for EM central banks to resume cutting cycles after the Fed cuts, but high real rates, especially in LatAm and Asia, mean that we remain neutral.

Our view on EMD dovetails with our view on the USD this year: we see a broadly stable currency, with potential strength in H1 underpinned by the fact that it remains the highest-carrying G7 currency, which should erode as rate cuts from the Fed materialise in H2. This is why we remain comfortable with dollar EMD exposure, and EMD overall, which tends to do well in a sideways USD environment.

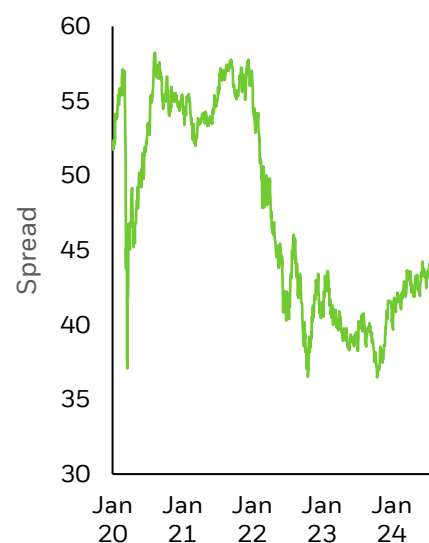
Turning to Asia credit, we stay neutral, given the relatively lower income available compared to sovereign counterparts and the inherent bias towards China in the index. However, the credit cycle is at different stages within Asia versus the developed world – India, for example, is looking increasingly interesting. Asia credit is also not as purely corporate as DM, with a higher proportion of state-owned or state-backed companies within the index. Taking a step back, the overall trend is shifting towards a shrinking USD-denominated Asian credit market and increasing issuance in local currencies – a trend we keep an eye on going forward.

Investors have started to close their underweights to China bonds, given the asset’s diversification profile, but we continue to prefer to take our Asia EM risk through an exposure like India (see below), where structural tailwinds dovetail with the tactical investment case and income on offer.

Spotlight on: Indian government bonds

We keep our preference for Indian government bonds (IGBs). Aside from the c.7% income available on the 10Y tenor – at the top end of broad EMD income on offer⁴³ – low foreign ownership means that there are diversification prospects when incorporating IGBs into portfolios. Indian government bonds are negatively correlated with Indian equities, global and EM equities, and broad bond indices, including the Bloomberg Global Aggregate Bond Index (‘global agg’) and broad EM.⁴⁴ Foreign ownership of IGBs stands at just 1.9%,⁴⁵ but this is set to increase with the inclusion of IGBs in JP Morgan EM indices – which has already kicked off, with inclusion in Bloomberg indices set to follow.

Chart 8: spread between local and hard currency EMD, 2020-2024



Source: BlackRock and Bloomberg, as of 27 August 2024.

There is no guarantee that any forecasts made will come to pass.

42 Source: BlackRock, as of 26 July 2024. **43** Source: BlackRock and Bloomberg, as of 29 July 2024. **44** Source: BlackRock, as of 31 January 2024. **45** Source: Reuters, as of 30 November 2023.

This document is marketing material: Before investing please read the Prospectus and the PRIIPs KID available on www.ishares.com/it, which contain a summary of investors' rights.

Risk Warnings

Capital at risk. The value of investments and the income from them can fall as well as rise and are not guaranteed. Investors may not get back the amount originally invested.

Past performance is not a reliable indicator of current or future results and should not be the sole factor of consideration when selecting a product or strategy.

Changes in the rates of exchange between currencies may cause the value of investments to diminish or increase. Fluctuation may be particularly marked in the case of a higher volatility fund and the value of an investment may fall suddenly and substantially. Levels and basis of taxation may change from time to time.

Important Information

This material is for distribution to Professional Clients (as defined by the Financial Conduct Authority or MiFID Rules) only and should not be relied upon by any other persons.

In the UK and Non-European Economic Area (EEA) countries: this is Issued by BlackRock Advisors (UK) Limited, which is authorised and regulated by the Financial Conduct Authority. Registered office: 12 Throgmorton Avenue, London, EC2N 2DL, Tel: +44 (0)20 7743 3000. Registered in England and Wales No. 00796793. For your protection, calls are usually recorded. Please refer to the Financial Conduct Authority website for a list of authorised activities conducted by BlackRock.

In the European Economic Area (EEA): this is Issued by BlackRock (Netherlands) B.V. is authorised and regulated by the Netherlands Authority for the Financial Markets. Registered office Amstelplein 1, 1096 HA, Amsterdam, Tel: 020 – 549 5200, Tel: 31-20-549-5200. Trade Register No. 17068311. For your protection telephone calls are usually recorded.

In Italy: For information on investor rights and how to raise complaints please go to <https://www.blackrock.com/corporate/compliance/investor-right> available in Italian.

For investors in Israel: BlackRock Investment Management (UK) Limited is not licenced under Israel's Regulation of Investment Advice, Investment Marketing and Portfolio Management Law, 5755-1995 (the "Advice Law"), nor does it carry insurance thereunder.

For investors in South Africa: Please be advised that BlackRock Investment Management (UK) Limited is an authorised Financial Services provider with the South African Financial Services Conduct Authority, FSP No. 43288.

For qualified investors in Switzerland: This document shall be exclusively made available to, and directed at, qualified investors as defined in Article 10 (3) of the CISA of 23 June 2006, as amended, at the exclusion of qualified investors with an opting-out pursuant to Art. 5 (1) of the Swiss Federal Act on Financial Services

("FinSA").

For information on art. 8 / 9 Financial Services Act (FinSA) and on your client segmentation under art. 4 FinSA, please see the following website: www.blackrock.com/finsa.

For investors in Bahrain

The information contained in this document is intended strictly for sophisticated institutions.

The information contained in this document, does not constitute and should not be construed as an offer of, invitation or proposal to make an offer for, recommendation to apply for or an opinion or guidance on a financial product, service and/or strategy. Whilst great care has been taken to ensure that the information contained in this document is accurate, no responsibility can be accepted for any errors, mistakes or omissions or for any action taken in reliance thereon. You may only reproduce, circulate and use this document (or any part of it) with the consent of BlackRock.

The information contained in this document is for information purposes only. It is not intended for and should not be distributed to, or relied upon by, members of the public.

The information contained in this document, may contain statements that are not purely historical in nature but are "forward-looking statements". These include, amongst other things, projections, forecasts or estimates of income. These forward-looking statements are based upon certain assumptions, some of which are described in other relevant documents or materials. If you do not understand the contents of this document, you should consult an authorised financial adviser.

For investors in Dubai (DIFC)

The information contained in this document is intended strictly for Professional Clients as defined under the Dubai Financial Services Authority ("DFSA") Conduct of Business (COB) Rules.

The information contained in this document, does not constitute and should not be construed as an offer of, invitation or proposal to make an offer for, recommendation to apply for or an opinion or guidance on a financial product, service and/or strategy. Whilst great care has been taken to ensure that the information contained in this document is accurate, no responsibility can be accepted for any errors, mistakes or omissions or for any action taken in reliance thereon. You may only reproduce, circulate and use this document (or any part of it) with the consent of BlackRock.

The information contained in this document is for information purposes only. It is not intended for and should not be distributed to, or relied upon by, members of the public.

The information contained in this document, may contain statements that are not purely historical in nature but are "forward-looking statements". These include, amongst other things, projections, forecasts or estimates of income. These forward-looking statements are based upon certain assumptions, some of which are described in other relevant documents or materials. If you do not understand the contents of this document, you should consult an authorised financial adviser.

For investors in Kuwait

The information contained in this document is intended strictly for sophisticated institutions that are 'Professional Clients' as defined under the Kuwait Capital Markets Law and its Executive Bylaws.

The information contained in this document, does not constitute and should not be construed as an offer of, invitation or proposal to make an offer for, recommendation to apply for or an opinion or guidance on a financial product, service and/or strategy. Whilst great care has been taken to ensure that the information contained in this document is accurate, no responsibility can be accepted for any errors, mistakes or omissions or for any action taken in reliance thereon. You may only reproduce, circulate and use this document (or any part of it) with the consent of BlackRock.

The information contained in this document is for information purposes only. It is not intended for and should not be distributed to, or relied upon by, members of the public.

The information contained in this document, may contain statements that are not purely historical in nature but are "forward-looking statements". These include, amongst other things, projections, forecasts or estimates of income. These forward-looking statements are based upon certain assumptions, some of which are described in other relevant documents or materials. If you do not understand the contents of this document, you should consult an authorised financial adviser.

For investors in Oman

The information contained in this document is intended strictly for sophisticated institutions.

The information contained in this document, does not constitute and should not be construed as an offer of, invitation or proposal to make an offer for, recommendation to apply for or an opinion or guidance on a financial product, service and/or strategy. Whilst great care has been taken to ensure that the information contained in this document is accurate, no responsibility can be accepted for any errors, mistakes or omissions or for any action taken in reliance thereon. You may only reproduce, circulate and use this document (or any part of it) with the consent of BlackRock.

The information contained in this document is for information purposes only. It is not intended for and should not be distributed to, or relied upon by, members of the public.

The information contained in this document, may contain statements that are not purely historical in nature but are "forward-looking statements". These include, amongst other things, projections, forecasts or estimates of income. These forward-looking statements are based upon certain assumptions, some of which are described in other relevant documents or materials. If you do not understand the contents of this document, you should consult an authorised financial adviser.

For investors in Qatar

The information contained in this document is intended strictly for sophisticated institutions.

The information contained in this document, does not constitute and should not be construed as an offer of,

invitation or proposal to make an offer for, recommendation to apply for or an opinion or guidance on a financial product, service and/or strategy. Whilst great care has been taken to ensure that the information contained in this document is accurate, no responsibility can be accepted for any errors, mistakes or omissions or for any action taken in reliance thereon. You may only reproduce, circulate and use this document (or any part of it) with the consent of BlackRock.

The information contained in this document is for information purposes only. It is not intended for and should not be distributed to, or relied upon by, members of the public.

The information contained in this document, may contain statements that are not purely historical in nature but are "forward-looking statements". These include, amongst other things, projections, forecasts or estimates of income. These forward-looking statements are based upon certain assumptions, some of which are described in other relevant documents or materials. If you do not understand the contents of this document, you should consult an authorised financial adviser.

For investors in Saudi Arabia

This material is for distribution to Institutional and Qualified Clients (as defined by the Implementing Regulations issued by Capital Market Authority) only and should not be relied upon by any other persons.

The information contained in this document, does not constitute and should not be construed as an offer of, invitation or proposal to make an offer for, recommendation to apply for or an opinion or guidance on a financial product, service and/or strategy. Whilst great care has been taken to ensure that the information contained in this document is accurate, no responsibility can be accepted for any errors, mistakes or omissions or for any action taken in reliance thereon. You may only reproduce, circulate and use this document (or any part of it) with the consent of BlackRock.

The information contained in this document is for information purposes only. It is not intended for and should not be distributed to, or relied upon by, members of the public.

The information contained in this document, may contain statements that are not purely historical in nature but are "forward-looking statements". These include, amongst other things, projections, forecasts or estimates of income. These forward-looking statements are based upon certain assumptions, some of which are described in other relevant documents or materials. If you do not understand the contents of this document, you should consult an authorised financial adviser.

For investors in United Arab Emirates

The information contained in this document is intended strictly for Professional Investors.

The information contained in this document, does not constitute and should not be construed as an offer of, invitation or proposal to make an offer for, recommendation to apply for or an opinion or guidance on a financial product, service and/or strategy. Whilst great care has been taken to ensure that the information contained in this document is accurate, no responsibility can be accepted for any errors, mistakes or omissions or for any action taken in reliance thereon. You may only reproduce, circulate and use this document (or any part of it) with the consent of BlackRock.

The information contained in this document is for information purposes only. It is not intended for and should not be distributed to, or relied upon by, members of the public.

The information contained in this document, may contain statements that are not purely historical in nature but are “forward-looking statements”. These include, amongst other things, projections, forecasts or estimates of income. These forward-looking statements are based upon certain assumptions, some of which are described in other relevant documents or materials. If you do not understand the contents of this document, you should consult an authorised financial adviser.

For investors in South Africa and Mauritius

The information contained in this document is intended strictly for Sophisticated Investors.

The information contained in this document, does not constitute and should not be construed as an offer of, invitation or proposal to make an offer for, recommendation to apply for or an opinion or guidance on a financial product, service and/or strategy. Whilst great care has been taken to ensure that the information contained in this document is accurate, no responsibility can be accepted for any errors, mistakes or omissions or for any action taken in reliance thereon. You may only reproduce, circulate and use this document (or any part of it) with the consent of BlackRock.

The information contained in this document is for information purposes only. It is not intended for and should not be distributed to, or relied upon by, members of the public. The information contained in this document, may contain statements that are not purely historical in nature but are “forward looking statements”. These include, amongst other things, projections, forecasts or estimates of income. These forward-looking statements are based upon certain assumptions, some of which are described in other relevant documents or materials. If you do not understand the contents of this document, you should consult an authorised financial adviser.

For investors in Botswana, Namibia, and Kenya

The information contained in this document is intended strictly for Central Banks and Sovereign Investors.

The information contained in this document, does not constitute and should not be construed as an offer of, invitation or proposal to make an offer for, recommendation to apply for or an opinion or guidance

on a financial product, service and/or strategy. Whilst great care has been taken to ensure that the information contained in this document is accurate, no responsibility can be accepted for any errors, mistakes or omissions or for any action taken in reliance thereon. You may only reproduce, circulate and use this document (or any part of it) with the consent of BlackRock.

The information contained in this document is for information purposes only. It is not intended for and should not be distributed to, or relied upon by, members of the public. The information contained in this document, may contain statements that are not purely historical in nature but are “forward looking statements”. These include, amongst other things, projections, forecasts or estimates of income. These forward-looking statements are based upon certain assumptions, some of which are described in other relevant documents or materials. If you do not understand the contents of this document, you should consult an authorised financial adviser.

For investors in Egypt

The information contained in this document is intended strictly for Central Banks and Sovereign clients.

The information contained in this document, does not constitute and should not be construed as an offer of, invitation or proposal to make an offer for, recommendation to apply for or an opinion or guidance on a financial product, service and/or strategy. Whilst great care has been taken to ensure that the information contained in this document is accurate, no responsibility can be accepted for any errors, mistakes or omissions or for any action taken in reliance thereon. You may only reproduce, circulate and use this document (or any part of it) with the consent of BlackRock. The information contained in this document is for information purposes only. It is not intended for and should not be distributed to, or relied upon by, members of the public.

The information contained in this document, may contain statements that are not purely historical in nature but are “forward looking statements”. These include, amongst other things, projections, forecasts or estimates of income. These forward looking statements are based upon certain assumptions, some of which are described in other relevant documents or materials. If you do not understand the contents of this document, you should consult an authorised financial adviser.

For investors in Azerbaijan, Jordan, Kazakhstan, and Pakistan

The information contained in this document is intended strictly for Central Banks and Sovereign Investors.

The information contained in this document, does not constitute and should not be construed as an offer of, invitation or proposal to make an offer for, recommendation to apply for or an opinion or guidance on a financial product, service and/or strategy. Whilst great care has been taken to ensure that the information contained in this document is accurate, no responsibility can be accepted for any errors, mistakes or omissions or for any action taken in reliance thereon. You may only reproduce, circulate and use this document (or any part of it) with the consent of BlackRock.

The information contained in this document is for information purposes only. It is not intended for and should not be distributed to, or relied upon by, members of the public. The information contained in this document, may contain statements that are not purely historical in nature but are “forward looking statements”. These include, amongst other things, projections, forecasts or estimates of income. These forward looking statements are based upon certain assumptions, some of which are described in other relevant documents or materials. If you do not understand the contents of this document, you should consult an authorised financial adviser.

The information contained in this document is intended for the exclusive use of Central Banks and Sovereign Investors and is not for redistribution or further dissemination.

The information contained in this document, does not constitute and should not be construed as an offer of, invitation or proposal to make an offer for, recommendation to apply for or an opinion or guidance on a financial product, service and/or strategy. Whilst great care has been taken to ensure that the information contained in this document is accurate, no responsibility can be accepted for any errors, mistakes or omissions or for any action taken in reliance thereon. You may only reproduce, circulate and use this document (or any part of it) with the consent of BlackRock. The information contained in this document is for information purposes only. It is not intended for and should not be distributed to, or relied upon by, members of the public. The information contained in this document, may contain statements that are not purely historical in nature but are “forward looking statements”. These include, amongst other things, projections, forecasts or estimates of income. These forward looking statements are based upon certain assumptions, some of which are described in other relevant documents or materials. If you do not understand the contents of this document, you should consult an authorised financial adviser.

BlackRock does not hold any regulatory licenses or registrations in **Egypt, Azerbaijan, Jordan, Kazakhstan, and Pakistan** and is therefore not licensed to conduct any regulated business activity under the relevant laws and regulations as they apply to any entity intending to carry on business in MEA, nor does BlackRock purport to carry on, any regulated activity in any country in MEA. BlackRock funds, and/or services shall not be offered or sold to any person in any jurisdiction in which such an offer, solicitation, purchase, or sale would be deemed unlawful under the securities laws or any other relevant laws of such jurisdiction(s).

This material is provided to the recipient on a strictly confidential basis and is intended for informational or educational purposes only. Nothing in this document, directly or indirectly, represents to you that BlackRock will provide, or is providing BlackRock products or services to the recipient, or is making available, inviting, or offering for subscription or purchase, or invitation to subscribe for or purchase, or sale, of any BlackRock fund, or interests therein. This material neither constitutes an offer to enter into an investment agreement with the recipient of this document, nor is it an invitation to respond to it by making an offer to enter into an investment agreement.

The distribution of the information contained herein may be restricted by law and any person who accesses it is required to comply with any such restrictions. By reading this information you confirm that you are aware of the laws in your own jurisdiction regarding the provision and sale of funds and related financial services or products, and you warrant and represent that you will not pass on or utilize the information contained herein in a manner that could constitute a breach of such laws by BlackRock, its affiliates or any other person.

Latin America

In Latin America, for institutional investors and financial intermediaries only (not for public distribution). This material is for educational purposes only and does not constitute investment advice or an offer or solicitation to sell or a solicitation of an offer to buy any shares of any fund or security and it is your responsibility to inform yourself of, and to observe, all applicable laws and regulations of your relevant jurisdiction. If any funds are mentioned or inferred in this material, such funds may not be registered with the securities regulators of Argentina, Brazil, Chile, Colombia, Mexico, Panama, Peru, Uruguay or any other securities regulator in any Latin American country and thus, may not be publicly offered in any such countries. The securities regulators of any country within Latin America have not confirmed the accuracy of any information contained herein. No information discussed herein can be provided to the general public in Latin America. The contents of this material are strictly confidential and must not be passed to any third party.

In Argentina, only for use with Qualified Investors under the definition as set by the Comisión Nacional de Valores (CNV).

In Brazil, this private offer does not constitute a public offer, and is not registered with the Brazilian Securities and Exchange Commission, for use only with professional investors as such term is defined by the *Comissão de Valores Mobiliários*.

In Chile, The securities if any described in this document are foreign securities, therefore: i) their rights and obligations will be subject to the legal framework of the issuer's country of origin, and therefore, investors must inform themselves regarding the form and means through which they may exercise their rights; and that ii) the supervision of the Commission for the Financial Market (Comisión para el Mercado Financiero or “CMF”) will be concentrated exclusively on compliance with the information obligations established in General Standard No. 352 of the CMF and that, therefore, the supervision of the security and its issuer will be mainly made by the foreign regulator;

In the case of a fund not registered with the CMF is subject to General Rule No. 336 issued by the SVS (now the CMF). The subject matter of this sale may include securities not registered with the CMF; therefore, such securities are not subject to the supervision of the CMF. Since the securities are not registered in Chile, there is no obligation of the issuer to make publicly available information about the securities in Chile. The securities shall not be subject to public offering in Chile unless registered with the relevant registry of the CMF.

In Colombia, the sale of each fund discussed herein, if any, is addressed to less than one hundred specifically identified investors, and such fund may not be promoted or marketed in Colombia or to Colombian residents unless such promotion and marketing is made in compliance with Decree 2555 of 2010 and other applicable rules and regulations related to the promotion of foreign financial and/or securities related products or services in Colombia. With the receipt of these materials, and unless the Client contacts BlackRock with additional requests for information, the Client agrees to have been provided the information for due advisory required by the marketing and promotion regulatory regime applicable in Colombia.

IN MEXICO, FOR INSTITUTIONAL AND QUALIFIED INVESTORS USE ONLY. INVESTING INVOLVES RISK, INCLUDING POSSIBLE LOSS OF PRINCIPAL. THIS MATERIAL IS PROVIDED FOR EDUCATIONAL AND INFORMATIONAL PURPOSES ONLY AND DOES NOT CONSTITUTE AN OFFER OR SOLICITATION TO SELL OR A SOLICITATION OF AN OFFER TO BUY ANY SHARES OF ANY FUND OR SECURITY. This information does not consider the investment objectives, risk tolerance or the financial circumstances of any specific investor. This information does not replace the obligation of financial advisor to apply his/her best judgment in making investment decisions or investment recommendations. It is your responsibility to inform yourself of, and to observe, all applicable laws and regulations of Mexico. If any funds, securities or investment strategies are mentioned or inferred in this material, such funds, securities or strategies have not been registered with the Mexican National Banking and Securities Commission (Comisión Nacional Bancaria y de Valores, the "CNBV") and thus, may not be publicly offered in Mexico. The CNBV has not confirmed the accuracy of any information contained herein. The provision of investment management and investment advisory services ("Investment Services") is a regulated activity in Mexico, subject to strict rules, and performed under the supervision of the CNBV. These materials are shared for information purposes only, do not constitute investment advice, and are being shared in the understanding that the addressee is an Institutional or Qualified investor as defined under Mexican Securities (*Ley del Mercado de Valores*). Each potential investor shall make its own investment decision based on their own analysis of the available information. Please note that by receiving these materials, it shall be construed as a representation by the receiver that it is an Institutional or Qualified investor as defined under Mexican law. BlackRock México Operadora, S.A. de C.V., Sociedad Operadora de Fondos de Inversión ("BlackRock México Operadora") is a Mexican subsidiary of BlackRock, Inc., authorized by the CNBV as a Mutual Fund Manager (Operadora de Fondos), and as such, authorized to manage Mexican mutual funds, ETFs and provide Investment Advisory Services. For more information on the Investment Services offered by BlackRock Mexico, please review our Investment Services Guide available in www.blackrock.com/mx. This material represents an assessment at a specific time and its information should not be relied upon by the you as research or investment advice regarding the funds, any security or investment strategy in particular. Reliance upon information in this material is at your sole

discretion. BlackRock México is not authorized to receive deposits, carry out intermediation activities, or act as a broker dealer, or bank in Mexico. For more information on BlackRock México, please visit: www.blackrock.com/mx. BlackRock receives revenue in the form of advisory fees for our advisory services and management fees for our mutual funds, exchange traded funds and collective investment trusts. Any modification, change, distribution or inadequate use of information of this document is not responsibility of BlackRock or any of its affiliates. Pursuant to the Mexican Data Privacy Law (Ley Federal de Protección de Datos Personales en Posesión de Particulares), to register your personal data you must confirm that you have read and understood the Privacy Notice of BlackRock México Operadora. For the full disclosure, please visit www.blackrock.com/mx and accept that your personal information will be managed according with the terms and conditions set forth therein.

In Peru, this private offer does not constitute a public offer, and is not registered with the Securities Market Public Registry of the Peruvian Securities Market Commission, for use only with institutional investors as such term is defined by the *Superintendencia de Banca, Seguros y AFP*.

In Uruguay, the securities are not and will not be registered with the Central Bank of Uruguay. The Securities are not and will not be offered publicly in or from Uruguay and are not and will not be traded on any Uruguayan stock exchange. This offer has not been and will not be announced to the public and offering materials will not be made available to the general public except in circumstances which do not constitute a public offering of securities in Uruguay, in compliance with the requirements of the Uruguayan Securities Market Law (Law N° 18.627 and Decree 322/011).

For investors in Central America, these securities have not been registered before the Securities Superintendence of the Republic of Panama, nor did the offer, sale or their trading procedures. The registration exemption has made according to numeral 3 of Article 129 of the Consolidated Text containing of the Decree-Law No. 1 of July 8, 1999 (institutional investors). Consequently, the tax treatment set forth in Articles 334 to 336 of the Unified Text containing Decree-Law No. 1 of July 8, 1999, does not apply to them. These securities are not under the supervision of the Securities Superintendence of the Republic of Panama. The information contained herein does not describe any product that is supervised or regulated by the National Banking and Insurance Commission (CNBS) in Honduras. Therefore any investment described herein is done at the investor's own risk. In Costa Rica, any securities or services mentioned herein constitute an individual and private offer made through reverse solicitation upon reliance on an exemption from registration before the General Superintendence of Securities ("SUGEVAL"), pursuant to articles 7 and 8 of the Regulations on the Public Offering of Securities ("Reglamento sobre Oferta Pública de Valores"). This information is confidential, and is not to be reproduced or distributed to third parties as this is NOT a public offering of securities in Costa Rica.

The product being offered is not intended for the Costa Rican public or market and neither is registered or will be registered before the SUGEVAL, nor can be traded in the secondary market. If any recipient of this documentation receives this document in El Salvador, such recipient acknowledges that the same has been delivered upon their request and instructions, and on a private placement basis. In Guatemala, this communication and any accompanying information (the "Materials") are intended solely for informational purposes and do not constitute (and should not be interpreted to constitute) the offering, selling, or conducting of business with respect to such securities, products or services in the jurisdiction of the addressee (this "Jurisdiction"), or the conducting of any brokerage, banking or other similarly regulated activities ("Financial Activities") in the Jurisdiction. Neither BlackRock, nor the securities, products and services described herein, are registered (or intended to be registered) in the Jurisdiction. Furthermore, neither BlackRock, nor the securities, products, services or activities described herein, are regulated or supervised by any governmental or similar authority in the Jurisdiction. The Materials are private, confidential and are sent by BlackRock only for the exclusive use of the addressee. The Materials must not be publicly distributed and any use of the Materials by anyone other than the addressee is not authorized. The addressee is required to comply with all applicable laws in the Jurisdiction, including, without limitation, tax laws and exchange control regulations, if any.

For investors in the Caribbean, any funds mentioned or inferred in this material have not been registered under the provisions of the Investment Funds Act of 2003 of the Bahamas, nor have they been registered with the securities regulators of Dominica, the Cayman Islands, the British Virgin Islands, Grenada, Trinidad & Tobago or any jurisdiction in the Organisation of Eastern Caribbean States, and thus, may not be publicly offered in any such jurisdiction. Engaging in marketing, offering or selling any fund from within the Cayman Islands to persons or entities in the Cayman Islands may be deemed carrying on business in the Cayman Islands. As a non-Cayman Islands person, BlackRock may not carry on or engage in any trade or business unless it properly registers and obtains a license for such activities in accordance with the applicable Cayman Islands law. In the Dominican Republic, any securities mentioned or inferred in this material may only be offered in a private character according to the laws of the Dominican Republic, falling beyond the scope of articles 1 numeral (31), 46 et al of Law 249-17 dated 19 December 2017, as amended and its Regulations. Since no governmental authorizations are required in such offering, any "securities" mentioned or inferred in this material have not been and will not be registered with the Stock Market Superintendency of the Dominican Republic (Superintendencia de Mercado de

Valores de la República Dominicana), and these "securities" may only be circulated, offered and sold in the Dominican Republic in a private manner based on the criteria established under Dominican laws and regulations.

For Offshore Wealth Investors, for institutional investors and financial intermediaries only (not for public distribution). The information contained herein is for informational purposes only and is not intended to be relied upon as a forecast, research or investment advice, and is not a recommendation, offer or solicitation to buy or sell any securities or to adopt any investment strategy. An assessment should be made as to whether the information is appropriate for you having regard to your objectives, financial situation, and needs.

This information does not consider the investment objectives, risk tolerance, or the financial circumstances of any specific investor. This information does not replace the obligation of financial advisor to apply his/her best judgment in making investment decisions or investment recommendations.

This material is restricted to distribution to non-U.S. Persons outside the United States within the meaning of Regulation S under the U.S. Securities Act of 1933, as amended (the "Securities Act"). Any securities described herein may not be registered under the Securities Act or with any securities regulatory authority of any state or other jurisdiction and may not be offered, sold, pledged or otherwise transferred except to persons outside the U.S. in accordance with Regulation S under the Securities Act pursuant to the terms of such securities. In particular, any UCITS funds mentioned herein are not available to investors in the U.S. and this material cannot be construed as an offer of any UCITS fund to any investor in the U.S.

Any research in this document has been procured and may have been acted on by BlackRock for its own purpose. The results of such research are being made available only incidentally. The views expressed do not constitute investment or any other advice and are subject to change. They do not necessarily reflect the views of any company in the BlackRock Group or any part thereof and no assurances are made as to their accuracy.

This document is for information purposes only and does not constitute an offer or invitation to anyone to invest in any BlackRock funds and has not been prepared in connection with any such offer.

© 2024 BlackRock, Inc. All Rights reserved. **BLACKROCK, BLACKROCK SOLUTIONS and iSHARES are trademarks of BlackRock, Inc. or its subsidiaries in the United States and elsewhere. All other trademarks are those of their respective owners.**

Want to know more?



[iShares.com](https://www.ishares.com)



EMEAElInvestmentStrategy@blackrock.com

iShares
by BlackRock