



BlackRock Infrastructure Solutions (BIS)

Infrastructure secondaries: *Taking off*

Q3 2024

FOR PROFESSIONAL, INSTITUTIONAL, QUALIFIED, AND WHOLESALE CLIENTS/INVESTORS USE ONLY – NOT FOR PUBLIC DISTRIBUTION

Table of contents

Key takeaways 03



The anatomy of a secondary 04



Why secondaries? 06



Why infrastructure secondaries? 12



Why now? 14



Factors to consider 18



Conclusion 21



Key takeaways



Infrastructure secondaries are taking off.

Infrastructure primaries of today are the secondaries of tomorrow.

Following the rapid growth seen in the infrastructure primary market over the last decade, secondaries are now the fastest growing sub-segment within the infrastructure asset class, expected to reach new heights in the coming years.

01 Why secondaries? Secondaries can provide numerous portfolio benefits to investors including enhanced diversification (especially across GPs & vintage years), potential J-curve mitigation, and strong risk-adjusted returns, and can serve as a liquidity & portfolio management tool.

02 Why infrastructure secondaries? In addition to the traditional benefits of secondaries, infrastructure secondaries also offer additional distinct benefits including inflation hedging, downside-protection, resilient & recurring cash flows, and yield generation.

03 Why now? The infrastructure secondary market is considered undercapitalized with buyer-friendly dynamics, particularly for mid-size transactions which often fly under the radar. As these conditions persist, we anticipate secondary buyers will continue to be presented with attractive investments at compelling prices.

We see a broad, growing, and attractive opportunity set in infrastructure secondaries now.

Market insights contributors



Serge Lauper
Global Head & CIO,
Infrastructure Solutions



Jérôme Leyvigne
Head of Secondaries,
Co-Head of EMEA,
Infrastructure Solutions



Louis Grawehr
Senior Investment
Professional, Lead
Secondaries Underwriter,
Infrastructure Solutions

Editorial & design

Crystal Low, *Lead Investor Relations & Solutions, APAC, Infrastructure Solutions*

Lulu Yuan, *Investor Relations & Solutions, AMRS, Infrastructure Solutions*

The **anatomy** of a secondary

The secondary market first emerged within private equity during the 1980s, providing liquidity within a characteristically illiquid asset class. As private funds are typically structured as closed-end vehicles, secondary sales offer an avenue for existing investors to liquidate holdings early.

Infrastructure secondaries involve the transfer of interests in infrastructure funds & assets from one investor to another. The purchaser steps in as a “replacement investor,” typically acquiring interests in an existing fund’s assets and assuming the seller’s rights (e.g., to future distributions) and obligations (e.g., to fund future capital calls).

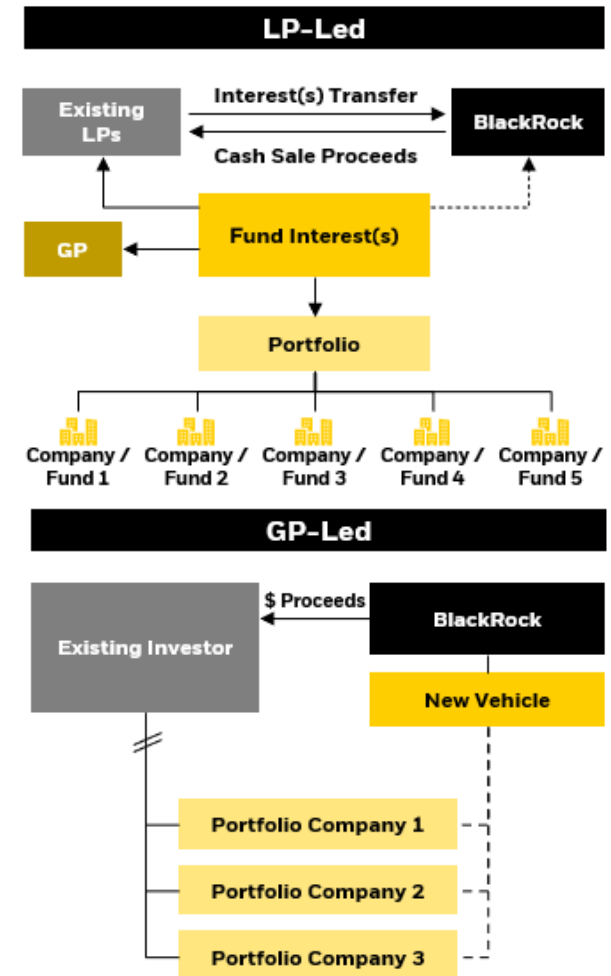
Historically, infrastructure secondaries involved the purchase & sale of limited partner (“LP”) interests in single funds or portfolios of funds, known as **LP-led secondaries**. The market then evolved to include non-traditional **GP-led secondaries**, in which general partners (“GPs”) play an active role in providing liquidity to existing investors in a fund or assets. In the past 10 years, LP-leds have accounted for approximately half of transactions, with GP-leds accounting for the other half.

GP-led secondaries are most often structured as **fund continuation vehicles** (“FCVs”), in which one or more assets in a legacy fund are transferred into a new investment vehicle managed by the same GP at the end of a fund’s life. Continuation funds offer existing investors the option to take liquidity if desired or roll over their exposure into the new vehicle. In a capital-intensive asset class such as infrastructure, FCVs allow managers to raise incremental growth capital for their assets.

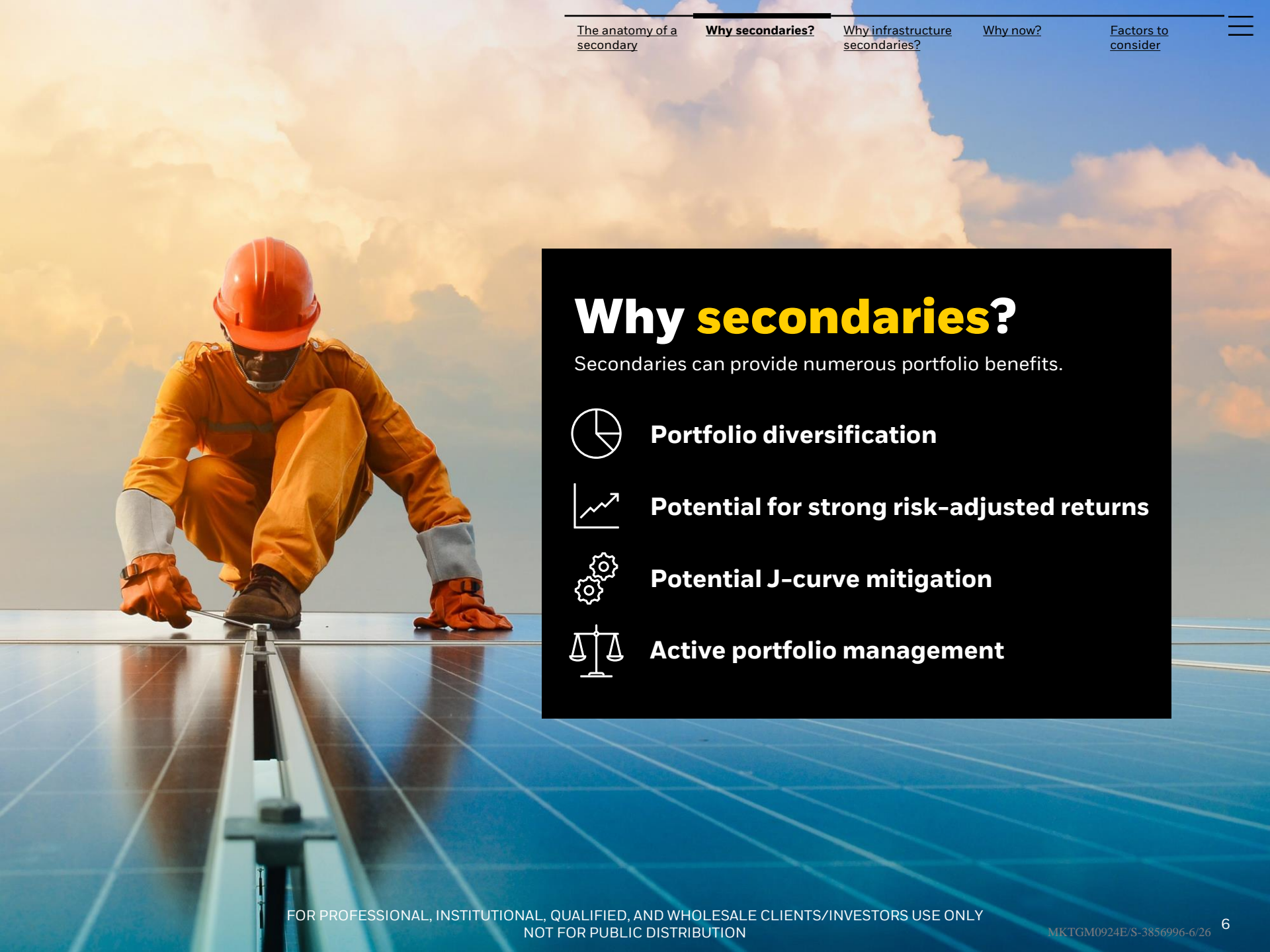
Other examples of GP-led secondaries include *asset strip sales* and *tender offers*. In a **strip sale**, a portion of a fund’s portfolio is sold to a new vehicle managed by the same GP, which is typically capitalized with additional follow-on capital. Strip sales are often used as a tool to raise additional dry powder for existing investments requiring growth capital.

In a **tender offer**, the GP runs a process to identify a buyer and establish a price to provide liquidity to existing LPs. Once an offer is made, existing LPs have the option to sell or remain in the fund.

In recent years, the secondary market has further expanded to include **structured solutions**, which entail custom liquidity solutions for LPs & GPs alike, typically altering the cash profile of an asset/portfolio to meet the liquidity and risk-return needs of the seller. In many cases, this involves providing preferred equity to a diversified asset portfolio.



Sources: BlackRock, as of August 2024. Images are provided for illustrative purposes only.



Why **secondaries**?

Secondaries can provide numerous portfolio benefits.



Portfolio diversification



Potential for strong risk-adjusted returns



Potential J-curve mitigation



Active portfolio management



Portfolio diversification



Secondaries can provide infrastructure investors with **diversified exposure across sponsors, sectors, geographies, business models, and vintage years**. A fund of secondaries can provide further diversification by investment types across LP-led, GP-led, and structured solution transactions.


Secondaries can allow investors to potentially **backfill prior vintage years** and acquire assets that are otherwise “not for sale,” reducing the risk in market timing. This is particularly attractive to investors seeking to **immediately ramp-up their infrastructure exposure** while diversifying away idiosyncratic risk.

Illustrative comparison

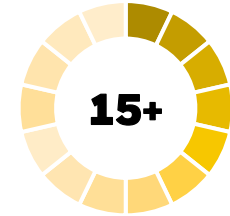
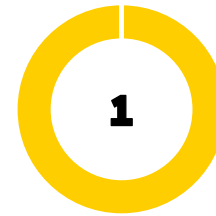
Primaries portfolio

Secondaries portfolio

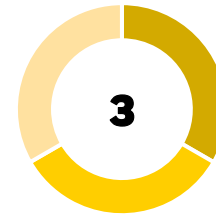
of assets...



of GPs...



of vintage years...



Sources: BlackRock, as of August 2024. Data is provided for illustrative purposes only and does not necessarily reflect the future results of any specific infrastructure private equity fund. **Diversification does not assure a profit, nor does it protect against loss of principal. Diversification among investment options and asset classes may help to reduce overall volatility.**



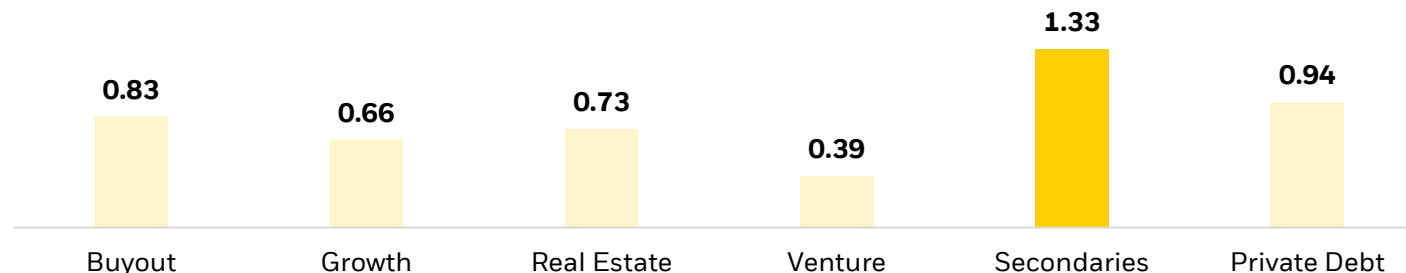
Potential for strong risk-adjusted returns



Secondaries can provide **immediate deployment into a visible portfolio, reducing blind pool risk**. This allows buyers to evaluate existing portfolio companies, including historical performance, financials, valuations, and value creation plans for those investments. Entering at a later stage in an investment's life cycle is **particularly beneficial for greenfield projects & value-add infrastructure assets**, as they are typically more de-risked at the secondary entry point. Coupled with attractive pricing dynamics, we believe secondaries offer the potential for outperformance.

The graphic below shows the historical risk/return profiles of various private capital strategies, including private market secondaries (due to the unavailability of data on *infrastructure* secondaries funds). Private market secondaries have historically generated higher returns per unit of risk, as measured by the standard deviation of net IRR. This favorable risk-return ratio positions secondaries as an **excellent investment type for investors seeking to enhance their returns without proportionately increasing their risk exposure**.

Return per unit of risk (Net IRR since inception / standard deviation of net IRR)¹



Sources: BlackRock, Preqin, as of September 2023. 1) Net IRR reflects median since 31 March 2000 net IRR across all funds (i.e. all vintage years and geographic regions for each strategy noted) in the Preqin database. Net IRR represents the net IRR earned by an LP to date, after fees and carry. The internal rate of return (IRR) is based upon the realized cash flows and the valuation of the remaining interest in the partnership. IRR is an estimated figure, given that it relies upon not only cash flows but also the valuation of unrealized assets. The IRR estimates shown are both those as reported by the LP and/or GP and those that Preqin has calculated internally, based upon cash flows and valuations, provided for individual partnerships. The figures shown are not representative of future returns. **Past performance is not a reliable indicator of current or future results and should not be the sole factor of consideration when selecting a product or strategy.**

Potential J-curve mitigation



The J-curve refers to the expected trajectory of returns for private market funds over time. In the initial years, returns can be negative due to the drag effect of management fees & expenses charged as the portfolio is built up. As investments mature and begin to generate returns, the curve turns positive. Secondaries offer a strategic avenue to mitigate the J-curve's initial drag. By acquiring stakes in established funds & assets, investors **enter at a more mature phase of the investment lifecycle**, while also potentially saving on fees & expenses charged in the early stages of a fund's life. Given the shorter duration exposure, investors can also benefit from the **earlier return of capital**. Secondaries **may also show strong early performance** due to the typical acquisition of assets at discounts to net asset value (NAV), providing further potential to generate high early IRRs.

By mitigating the J-curve effect, secondaries demonstrate an **efficient cash flow profile**, enabling expedited distribution of returns to investors. More mature secondaries have the potential to enhance a portfolio given the **shorter remaining hold periods** of the investments. The strategic inclusion of secondaries can serve as a powerful portfolio construction tool, optimizing the overall cash flow of an investor's portfolio.

Active portfolio management



Secondaries represent a technology for private market investors to manage their portfolio. An LP may opt to sell their positions for a number of reasons, including:

Portfolio management

An LP may seek to optimize their infrastructure portfolio by reallocating legacy funds, de-risking maturing programs, consolidating GP relationships, reducing unfunded commitments, among other reasons.

Liquidity needs

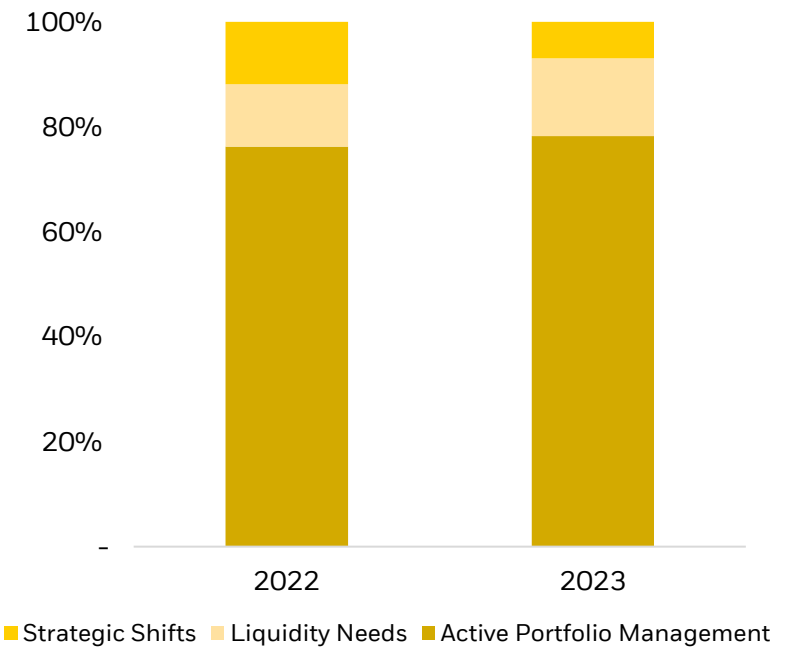
Selling positions can provide LPs with immediate access to capital, which is particularly critical during periods of market volatility when liquidity and numerator or denominator effects may be challenging.

Strategic shifts

LPs may sell their stakes as part of a strategic shift in investment focus, for example due to CIO/portfolio management roles changes, regulatory pressures, ESG considerations, among other reasons.

Main reasons for LP-led secondary sales

Active portfolio & liquidity management remain key drivers for secondary activity.

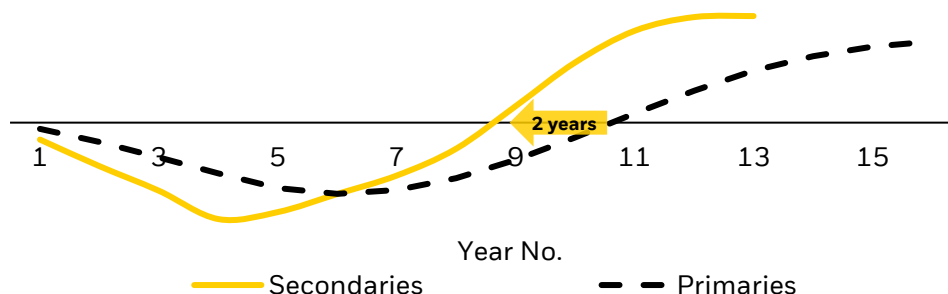


Source: BlackRock, Evercore FY 2024 Secondary Market Survey Results, February 2024.

Spotlight: Enhanced portfolio benefits

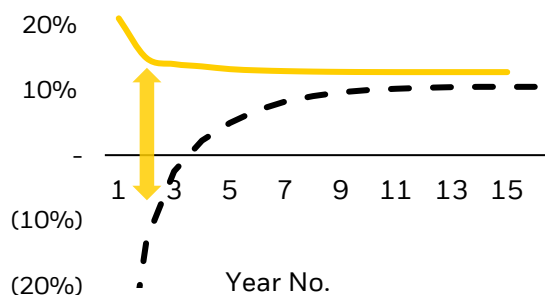
Infrastructure secondaries provide investors with attractive and unique portfolio benefits, including **1) accelerated ramp-up of exposure** through deployment into existing portfolios, **2) J-curve effect mitigation**, and **3) earlier access to distributions** through entry into more mature portfolios with near-term yield & liquidity potential.

Illustrative cumulative cash flow profile



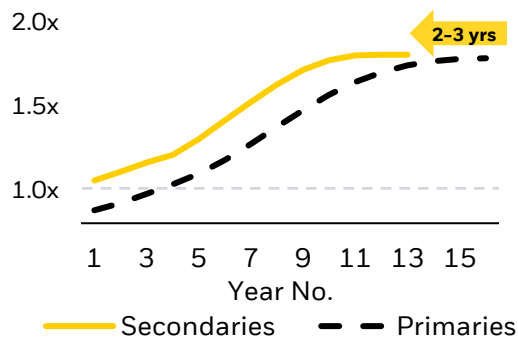
A portfolio of secondaries is expected to generate positive net cash flows and positive cumulative net cash flows several years ahead of a portfolio of primaries

Illustrative IRR development



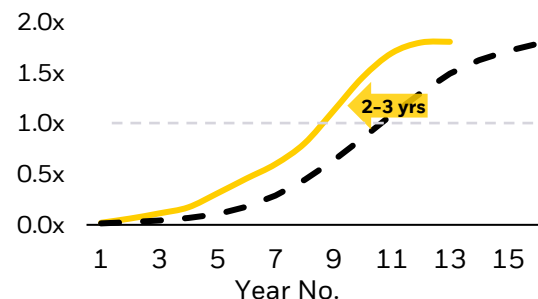
J-curve mitigation with a secondaries portfolio

Illustrative TVPI development



Target TVPI expected to be achieved 2-3 years earlier

Illustrative DPI development



DPI of 1.0x is expected to be achieved 2-3 years earlier

Sources: BlackRock, as of August 2024. Data is provided for illustrative purposes only and does not necessarily reflect the future results of any specific infrastructure private equity fund. Outputs above do not reflect actual data. Infrastructure private equity funds are long-term investments and, although they seek to appreciate in value, there is no guarantee that investors will recover all or a part of their capital contributions or that the investment will deliver these returns. The results of an infrastructure private equity investment may differ materially from the results shown above. Charts represent the expected cash flow, IRR, TVPI & DPI profile of an illustrative model portfolio of infrastructure secondaries vs. an illustrative model portfolio of infrastructure primaries (both with risk profile assumptions across Core+ / Value Add) that invest over a 5-year period.



Why infrastructure secondaries?

Infrastructure secondaries not only provide the traditional benefits of secondary investments, but also offer additional distinct benefits specific to the infrastructure asset class.



Infrastructure characteristics



Undercapitalized market



Yield enhancement



Infrastructure characteristics



Infrastructure is favored for its ability to **hedge against inflation** and offer **downside mitigation**, given its inherently defensive and low-volatility nature. These assets typically have inflation-linked revenues and pricing power, along with **stable, recurring cash flows** from providing essential services, further reinforced by high barriers to entry. As shown below, this has resulted in **stable risk-adjusted returns**, even amidst market downturns, with consistently positive returns for the past 15 years.

Undercapitalized market



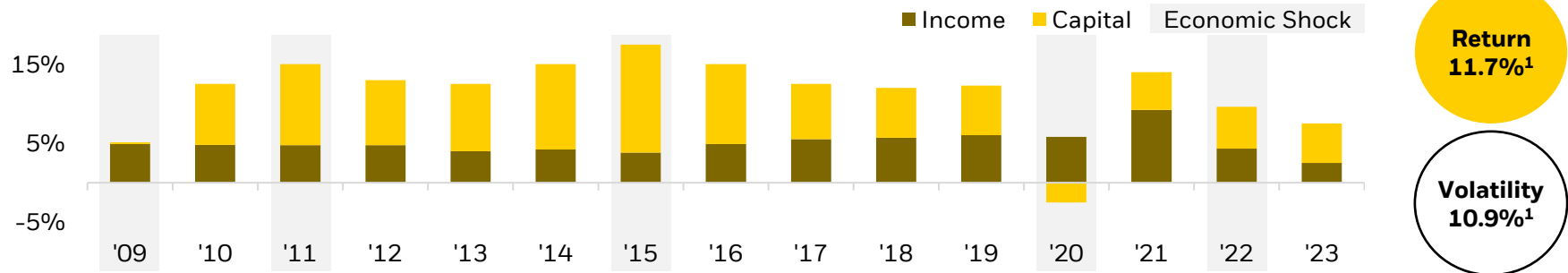
Given the infrastructure market is still at a relatively nascent phase compared to other private markets, infrastructure secondaries remain a relatively niche market despite growing volumes. Consequently, dedicated infrastructure secondary buyers are limited, resulting in a **buyer-friendly gap**. Because the market is concentrated with a handful of players targeting larger-scale transactions, **small- and mid-sized transactions tend to fly under the radar**, offering the potential to be selective.

Yield enhancement



Infrastructure investments are sought after for their stable and predictable cash flows, which provide a steady yield. While primary funds may take 3-5 years to achieve targeted yields, **secondary transactions offer immediate yield from as early as day one**, since they involve investing in more mature portfolios. Moreover, the chance to buy assets at a discount or opt for a deferred payment structure can **mechanically boost yield**.

Historical infrastructure performance¹ (gross total return, LCY)



Sources: BlackRock. 1) MSCI Global Private Infrastructure Index, January 2024. The figures shown relate to past performance. Past performance is not a reliable indicator of current or future results and should not be the sole factor of consideration when selecting a product or strategy.



Why **now**?

Since its institutionalization in the early 2000s, infrastructure has emerged as one of the **fastest-growing asset classes**. Infrastructure primary funds have amassed over \$1tn¹ in the last decade. By 2026, infrastructure AUM is forecasted to reach nearly \$2tn².

The maturation of primary funds forms the basis for a robust landscape of potential secondaries, as liquidity becomes increasingly important to investors in an otherwise illiquid asset class. Historical infrastructure secondary transaction volumes have expanded by nearly 10x from ~\$1bn in 2011 to ~\$14bn in 2023, growing at a nearly 25% CAGR from 2015-2023 alone. **Infrastructure secondary volumes are expected to soar to \$25bn¹ by 2027.**

***The primaries of today are
the secondaries of tomorrow.***

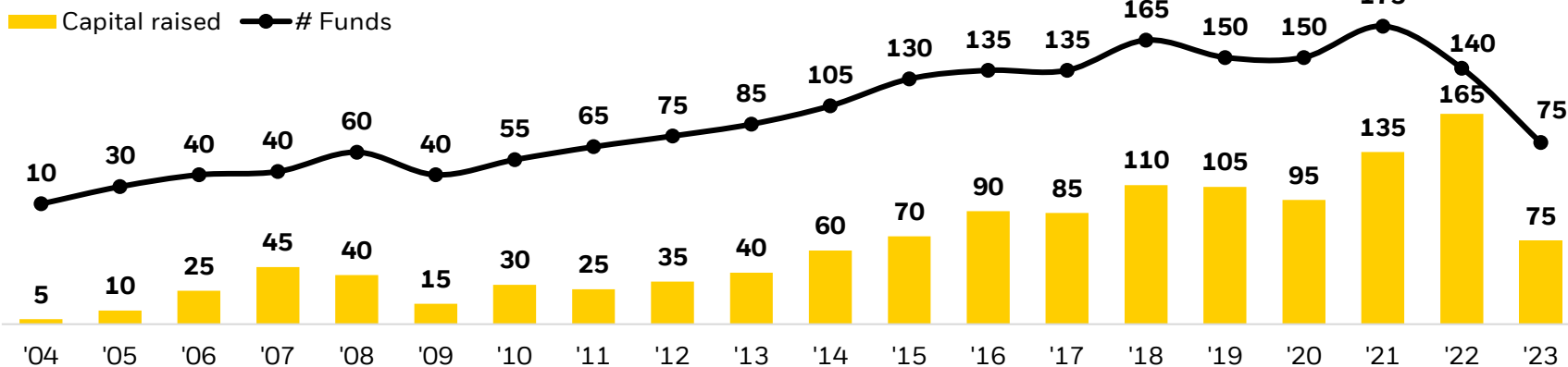
Sources: BlackRock, as of August 2024. 1) Campbell Lutyens – Infrastructure Market Report H2 2023, CBRE, 2023. 2) Inframation – Infrastructure M&A transaction; Campbell Lutyens – Infrastructure Secondary Volume. All figures in USD unless otherwise stated.

The growth in the infrastructure market is largely driven by the **widening public financing gap**, which has created a need for private capital to fund and manage critical infrastructure assets. Long-term structural growth drivers accelerate this growth, with megaforges such as **decarbonization, digitalization, decentralization, demographics, and disintermediation** demanding more sophisticated and capital-intensive projects to meet ambitious targets. This growth is also fueled by **continued and rising demand from investors** for the unique benefits that infrastructure offers, such as steady yields, inflation protection, and portfolio diversification, all of which contribute to a robust and resilient portfolio.

Despite strong historical growth, **infrastructure secondary volumes only account for 1-2% of infrastructure AUM**. This penetration is similar to that of private equity in the early 2000s and to real estate in 2015-17. Today, private equity secondaries volumes account for ~5% of private equity AUM, and real estate secondary volumes account for ~3% of AUM.¹

Infrastructure is just beginning to catch up.

Private infrastructure fundraising (USD billions)¹

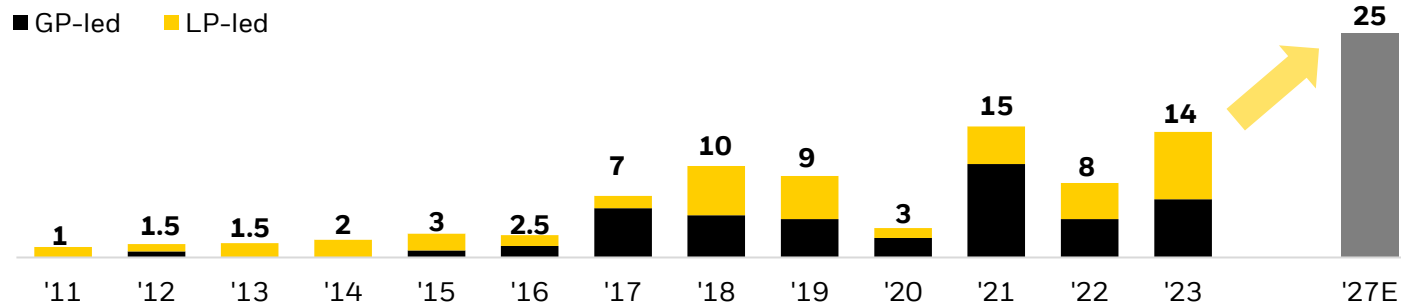


Sources: 1) Prequin, excluding infrastructure debt, as of June 2024. Small differences may be due to rounding.



Ascending to new heights

Infrastructure secondary market transaction volume (USD billions)



The formation and development of a secondary marketplace is recognized as a natural progression for illiquid asset classes, as seen in the maturation of more established alternative strategies such as private equity & real estate.

Secondaries as a percentage of total AUM...



Private Equity



Real Estate



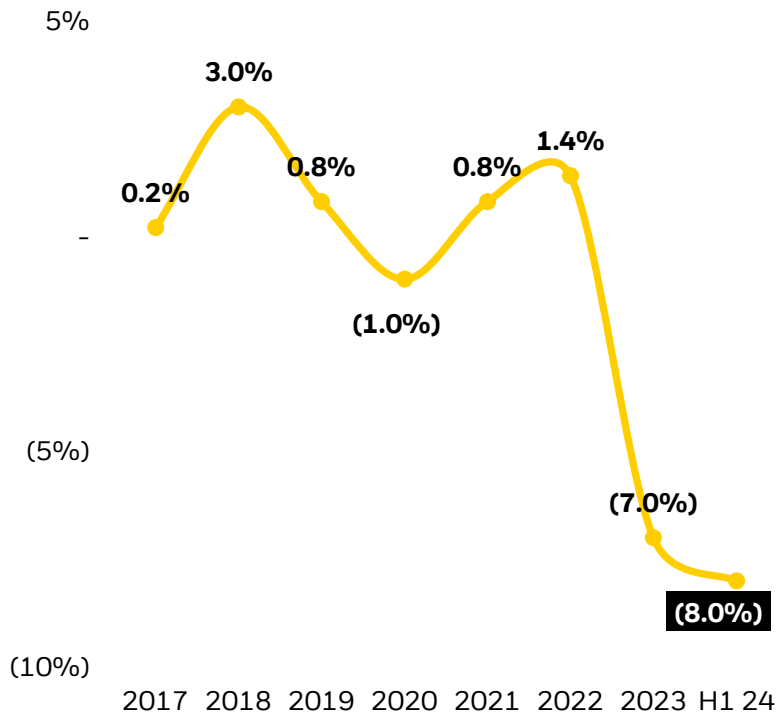
Infrastructure

Sources: Preqin, excluding infrastructure debt; Campbell Lutyens, as of June 2024. Small differences may be due to rounding. There is no guarantee that any forecasts made will come to pass.



Transacted infrastructure market pricing

Premium / (discount) relative to reference date



Attractive pricing

LP-led secondary investments are typically acquired at a discount to NAV, which can drive immediate uplift. Furthermore, pricing is often based on a historical reference date valuation, which may be stale at the point of acquisition. This results in an effective discount that is often higher than the optical discount, which can be further enhanced through the use of deferred payments.

The current market environment is considered “buyer-friendly” with **high-quality deal flow available at attractive pricing & terms**. Before 2023, pricing remained close to par with relatively narrow average discounts. However, in 2023, infrastructure secondaries saw a **notable softening in pricing**, with a 7% average discount. As structurally buyer-friendly market dynamics persist, compelling pricing offered to secondary buyers are expected to continue in the near-term as well.

Sources: BlackRock, Campbell Lutyens Infrastructure Market Report H2 2023 and H1 2024 Secondary Market Overview, Evercore Private Capital Advisory H1 2024 Secondary Market Review, as of August 2024.



What factors to consider when evaluating infrastructure secondaries?

When evaluating infrastructure secondaries, investors should consider a range of factors:

LP-led transactions

- Operating performance of portfolio companies
- Valuations
- Capital structure
- Exit scenarios
- Cash yield
- GP alignment
- Bidding strategy

GP-led transactions

- Transaction rationale & GP alignment
- Business model & value creation plan
- Operating & financial performance
- Industry dynamics & competitive landscape
- Valuation
- Management credentials & alignment

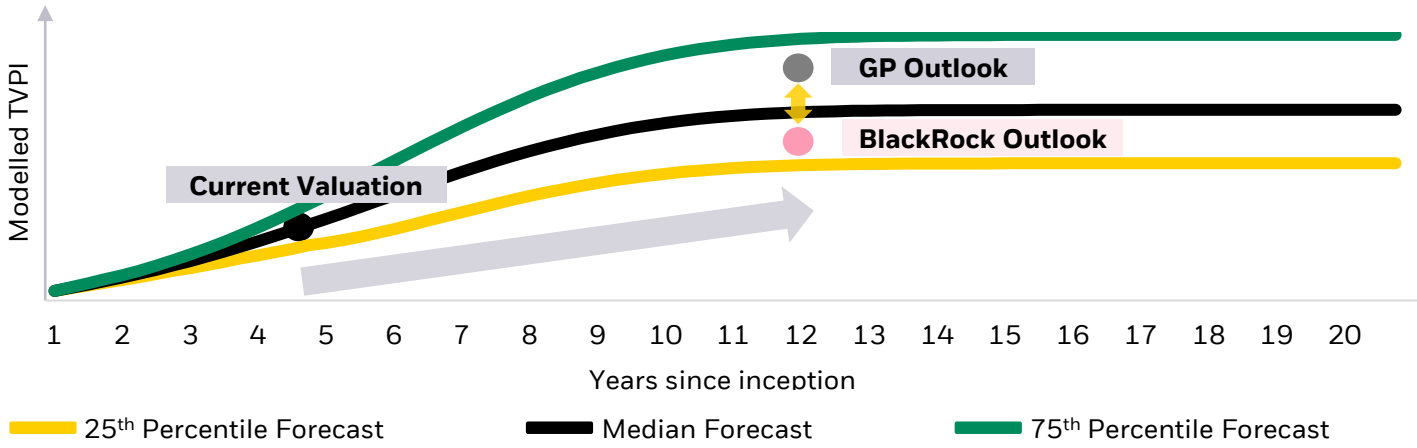
In all cases, a critical part of due diligence involves assessing the manager's skill and **structuring continued alignment of interests** to deliver on performance during the secondary hold period. In a specialist asset class such as infrastructure, it is important for secondary investors to have **strong infrastructure knowledge & expertise** to effectively assess secondary opportunities.

Spotlight: Underwriting with data analytics

Secondary underwriting is a data & analytics intensive process, where **access to data & technology is critical** and can provide a distinctive edge. In particular, LP-led auction processes typically provide very little point-in-time information to bidders with short transaction timelines. As a result, buyers who have access to existing historical data can gain an edge in underwriting secondaries efficiently and accurately. This **information advantage** can be pronounced for buyers with existing investments & relationships across the infrastructure GP universe through primaries & co-investments and the resulting ecosystem of data collected. Such privileged access to data combined with the technology to process it can be a source of alpha in the infrastructure secondary market.

Illustrative stochastic model

Stochastic modelling leveraging a database of 100+ fund investments and scenario-based simulations to calibrate bottom-up modelling



Leveraging data collected through primary investments to develop proprietary fund curves, which can be applied for stochastic modelling of fund performance

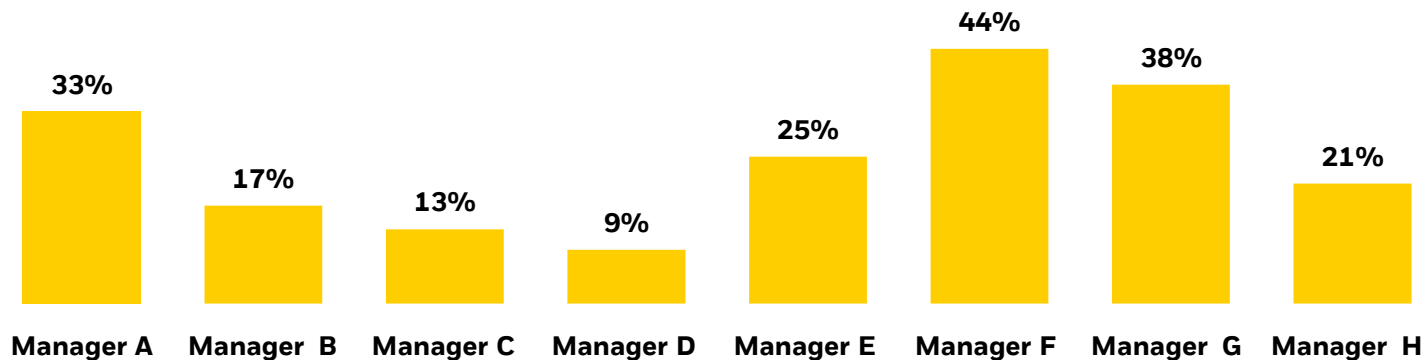
Sources: BlackRock, as of August 2024. For illustrative purposes only. The information above is not a prediction of future performance and performance is not guaranteed.

A key element in the underwriting process is the bottom-up valuation of a secondary portfolio and/or assets. For a specialist asset class such as infrastructure, this requires deep asset class expertise and the use of infrastructure-specific valuation tools. Buyers with access to proprietary valuation models (e.g. through existing or reviewed co-investments), proprietary databases of comparable transactions, and other privileged information will have a significant **underwriting advantage**.

In addition, privileged access to data collected through historical investments can be leveraged to perform **top-down calibration of the bottom-up underwriting**. This can include secondary pricing using stochastic modelling of fund performance, or analyzing data such as the historical exit mark-up of GPs to NAV as an indicator of GP valuation conservatism.

Illustrative exit valuation analysis (exit mark-up in % of last available valuation)

Secondaries pricing leveraging a database of 1,000+ assets and time series of NAV valuations over time



Secondaries pricing using data & analytics can provide room for more tactical pricing for certain managers who follow a more conservative valuation approach

Sources: BlackRock, as of August 2024. For illustrative purposes only. The information above is not a prediction of future performance and performance is not guaranteed.

Conclusion

01

Welcome onboard

Infrastructure secondaries can play a **variety of roles within a portfolio**, for both new and existing infrastructure investors alike.

There are several ways for investors to engage with infrastructure secondaries. Institutional & high-net-worth investors can access infrastructure secondaries opportunities via **LP-led, GP-led secondaries or bespoke structured solutions**, through private funds or separately managed accounts.

02

Prepare for takeoff

In a specialist asset class such as infrastructure, **strong infrastructure knowledge & expertise** is necessary to effectively assess secondary opportunities.

Access to proprietary data & technology is critical and can provide a distinctive edge. Proprietary data such as historical financials, valuation models, and databases from existing primaries & co-investments can lead to an **underwriting advantage** in a market with significant price and information inefficiencies.

03

Time is now

Infrastructure secondaries are taking off. We see infrastructure secondary penetration rates just beginning to catch up to the levels seen in private equity in the early 2000s, with transaction volumes expected to ascend to new heights in the coming years.

As these conditions persist, we anticipate secondary buyers to be presented with attractive investments at compelling prices. **The time is now.**

Disclaimers

FOR PROFESSIONAL, INSTITUTIONAL, QUALIFIED, AND WHOLESALE CLIENTS/INVESTORS USE ONLY

RISKS

Capital at risk. The value of investments and the income from them can fall as well as rise and are not guaranteed. Investors may not get back the amount originally invested.

Past performance is not a reliable indicator of current or future results and should not be the sole factor of consideration when selecting a product or strategy.

Changes in the rates of exchange between currencies may cause the value of investments to diminish or increase. Fluctuation may be particularly marked in the case of a higher volatility fund and the value of an investment may fall suddenly and substantially. Levels and basis of taxation may change from time to time.

IMPORTANT INFORMATION

This material is provided for educational purposes only and is not intended to be relied upon as a forecast, research or investment advice, and is not a recommendation, offer or solicitation to buy or sell any securities or to adopt any investment strategy. The opinions expressed are subject to change. References to specific securities, asset classes and financial markets are for illustrative purposes only and are not intended to be and should not be interpreted as recommendations. Reliance upon information in this material is at the sole risk and discretion of the reader. The material was prepared without regard to specific objectives, financial situation or needs of any investor.

This material may contain “forward-looking” information that is not purely historical in nature. Such information may include, among other things, projections, forecasts, and estimates of yields or returns. No representation is made that any performance presented will be achieved by any BlackRock Funds, or that every assumption made in achieving, calculating or presenting either the forward-looking information or any historical performance information herein has been considered or stated in preparing this material. Any changes to assumptions that may have been made in preparing this material could have a material impact on the investment returns that are presented herein. Past performance is not a reliable indicator of current or future results and should not be the sole factor of consideration when selecting a product or strategy.

Diversification does not guarantee investment returns and does not eliminate the risk of loss.

The information and opinions contained in this material are derived from proprietary and non-proprietary sources deemed by BlackRock to be reliable, are not necessarily all-inclusive and are not guaranteed as to accuracy.

This material is for distribution to Professional Clients (as defined by the Financial Conduct Authority or MiFID Rules) only and should not be relied upon by any other persons.

For distribution in the European Economic Area (EEA): This material has been created for use by prospective Professional Investors in Austria, Belgium, Czech Republic, Denmark, Finland, France, Germany, Ireland, Italy, Luxembourg, Malta, Netherlands, Poland, Portugal, Slovakia, Slovenia, Spain, and Sweden. As at the date of this document, the Fund has been notified, registered or approved (as the case may be and howsoever described) in accordance with the local law/regulations implementing the AIFMD for marketing to professional investors into the above-mentioned member state(s) of the EEA (each a “Member State”). The fund may terminate marketing at any time.

In the European Economic Area (EEA): this is Issued by BlackRock (Netherlands) B.V. is authorised and regulated by the Netherlands Authority for the Financial Markets. Registered office Amstelplein 1, 1096 HA, Amsterdam, Tel: 020 – 549 5200, Tel: 31-20-549-5200. Trade Register No. 17068311. For your protection telephone calls are usually recorded.

In the UK and Non-European Economic Area (EEA) countries: this is Issued by BlackRock Investment Management (UK) Limited, authorised and regulated by the Financial Conduct Authority. Registered office: 12 Throgmorton Avenue, London, EC2N 2DL. Tel: + 44 (0)20 7743 3000. Registered in England and Wales No. 02020394. For your protection telephone calls are usually recorded. Please refer to the Financial Conduct Authority website for a list of authorised activities conducted by BlackRock.

In Italy: For information on investor rights and how to raise complaints please go to <https://www.blackrock.com/corporate/compliance/investor-right> available in Italian.

Disclaimers

For Investors in Switzerland: For Qualified Investors only. This document is marketing material. This document shall be exclusively made available to, and directed at, qualified investors as defined in Article 10 (3) of the CISA of 23 June 2006, as amended, at the exclusion of qualified investors with an opting-out pursuant to Art. 5 (1) of the Swiss Federal Act on Financial Services ("FinSA"). For information on art. 8 / 9 Financial Services Act (FinSA) and on your client segmentation under art. 4 FinSA, please see the following website: www.blackrock.com/finsa.

For investors in the DIFC: For use with professional clients under the DIFC COB rules. This Prospectus relates to a Fund which is not subject to any form of regulation or approval by the Dubai Financial Services Authority ("DFSA").

The DFSA has no responsibility for reviewing or verifying any Prospectus or other documents in connection with this Fund. Accordingly, the DFSA has not approved this Prospectus or any other associated documents nor taken any steps to verify the information set out in this Prospectus, and has no responsibility for it. The Units to which this Prospectus relates may be illiquid and/or subject to restrictions on their resale. Prospective purchasers should conduct their own due diligence on the Units. If you do not understand the contents of this document you should consult an authorised financial adviser.

BlackRock Advisors (UK) Limited -Dubai Branch is a DIFC Foreign Recognised Company registered with the DIFC Registrar of Companies (DIFC Registered Number 546), with its office at Unit L15 - 01A, ICD Brookfield Place, Dubai International Financial Centre, PO Box 506661, Dubai, UAE, and is regulated by the DFSA to engage in the regulated activities of 'Advising on Financial Products' and 'Arranging Deals in Investments' in or from the DIFC, both of which are limited to units in a collective investment fund (DFSA Reference Number F000738).

In the U.S.:, this material is for Institutional use only – not for public distribution.

In Canada, this material is intended for permitted clients only, is for educational purposes only, does not constitute investment advice and should not be construed as a solicitation or offering of units of any fund or other security in any jurisdiction. Investors should read the relevant offering documents carefully including the investment objective and risk factors relating to the fund before investing.

In Singapore, this is issued by BlackRock (Singapore) Limited (Co. registration no. 200010143N) for use only with institutional investors as defined in Section 4A of the Securities and Futures Act, Chapter 289 of Singapore. This advertisement or publication has not been reviewed by the Monetary Authority of Singapore.

In Hong Kong, this material is issued by BlackRock Asset Management North Asia Limited and has not been reviewed by the Securities and Futures Commission of Hong Kong. This material is for distribution to "Professional Investors" (as defined in the Securities and Futures Ordinance (Cap.571 of the laws of Hong Kong) and any rules made under that ordinance) and should not be relied upon by any other persons or redistributed to retail clients in Hong Kong.

In Australia, issued by BlackRock Investment Management (Australia) Limited ABN 13 006 165 975, AFSL 230 523 (BIMAL) for the exclusive use of the recipient, who warrants by receipt of this material that they are a wholesale client as defined under the Australian Corporations Act 2001 (Cth).

This material provides general information only and does not take into account your individual objectives, financial situation, needs or circumstances. Before making any investment decision, you should assess whether the material is appropriate for you and obtain financial advice tailored to you having regard to your individual objectives, financial situation, needs and circumstances. Refer to BIMAL's Financial Services Guide on its website for more information. This material is not a financial product recommendation or an offer or solicitation with respect to the purchase or sale of any financial product in any jurisdiction.

This material is not intended for distribution to, or use by, any person or entity in any jurisdiction or country where such distribution or use would be contrary to local law or regulation. BIMAL is a part of the global BlackRock Group which comprises of financial product issuers and investment managers around the world. BIMAL is the issuer of financial products and acts as an investment manager in Australia.

BIMAL, its officers, employees and agents believe that the information in this material and the sources on which it is based (which may be sourced from third parties) are correct as at the date of publication. While every care has been taken in the preparation of this material, no warranty of accuracy or reliability is given and no responsibility for the information is accepted by BIMAL, its officers, employees or agents. Except where contrary to law, BIMAL excludes all liability for this information.

Disclaimers

In Latin America, for institutional investors and financial intermediaries only (not for public distribution). This material is for educational purposes only and does not constitute investment advice or an offer or solicitation to sell or a solicitation of an offer to buy any shares of any fund or security and it is your responsibility to inform yourself of, and to observe, all applicable laws and regulations of your relevant jurisdiction. If any funds are mentioned or inferred in this material, such funds may not be registered with the securities regulators of Argentina, Brazil, Chile, Colombia, Mexico, Panama, Peru, Uruguay or any other securities regulator in any Latin American country and thus, may not be publicly offered in any such countries. The securities regulators of any country within Latin America have not confirmed the accuracy of any information contained herein. No information discussed herein can be provided to the general public in Latin America. The contents of this material are strictly confidential and must not be passed to any third party.

In Argentina, only for use with Qualified Investors under the definition as set by the Comisión Nacional de Valores (CNV).

In Chile, The securities if any described in this document are foreign securities, therefore: i) their rights and obligations will be subject to the legal framework of the issuer's country of origin, and therefore, investors must inform themselves regarding the form and means through which they may exercise their rights; and that ii) the supervision of the Commission for the Financial Market (Comisión para el Mercado Financiero or "CMF") will be concentrated exclusively on compliance with the information obligations established in General Standard No. 352 of the CMF and that, therefore, the supervision of the security and its issuer will be mainly made by the foreign regulator. In the case of a fund not registered with the CMF is subject to General Rule No. 336 issued by the SVS (now the CMF). The subject matter of this sale may include securities not registered with the CMF; therefore, such securities are not subject to the supervision of the CMF. Since the securities are not registered in Chile, there is no obligation of the issuer to make publicly available information about the securities in Chile. The securities shall not be subject to public offering in Chile unless registered with the relevant registry of the CMF.

In Colombia, the sale of each fund discussed herein, if any, is addressed to less than one hundred specifically identified investors, and such fund may not be promoted or marketed in Colombia or to Colombian residents unless such promotion and marketing is made in compliance with Decree 2555 of 2010 and other applicable rules and regulations related to the promotion of foreign financial and/or securities related products or services in Colombia. With the receipt of these materials, and unless the Client contacts BlackRock with additional requests for information, the Client agrees to have been provided the information for due advisory required by the marketing and promotion regulatory regime applicable in Colombia.

In Peru, this private offer does not constitute a public offer, and is not registered with the Securities Market Public Registry of the Peruvian Securities Market Commission, for use only with institutional investors as such term is defined by the Superintendencia de Banca, Seguros y AFP.

In Uruguay, the securities are not and will not be registered with the Central Bank of Uruguay. The Securities are not and will not be offered publicly in or from Uruguay and are not and will not be traded on any Uruguayan stock exchange. This offer has not been and will not be announced to the public and offering materials will not be made available to the general public except in circumstances which do not constitute a public offering of securities in Uruguay, in compliance with the requirements of the Uruguayan Securities Market Law (Law N° 18.627 and Decree 322/011).

For investors in the Caribbean, any funds mentioned or inferred in this material have not been registered under the provisions of the Investment Funds Act of 2003 of the Bahamas, nor have they been registered with the securities regulators of Bermuda, Dominica, the Cayman Islands, the British Virgin Islands, Grenada, Trinidad & Tobago or any jurisdiction in the Organisation of Eastern Caribbean States, and thus, may not be publicly offered in any such jurisdiction. The shares of any fund mentioned herein may only be marketed in Bermuda by or on behalf of the fund or fund manager only in compliance with the provision of the Investment Business Act 2003 of Bermuda and the Companies Act of 1981. Engaging in marketing, offering or selling any fund from within the Cayman Islands to persons or entities in the Cayman Islands may be deemed carrying on business in the Cayman Islands. As a non-Cayman Islands person, BlackRock may not carry on or engage in any trade or business unless it properly registers and obtains a license for such activities in accordance with the applicable Cayman Islands law.

Disclaimers

IN MEXICO, FOR INSTITUTIONAL AND QUALIFIED INVESTORS USE ONLY. INVESTING INVOLVES RISK, INCLUDING POSSIBLE LOSS OF PRINCIPAL. THIS MATERIAL IS PROVIDED FOR EDUCATIONAL AND INFORMATIONAL PURPOSES ONLY AND DOES NOT CONSTITUTE AN OFFER OR SOLICITATION TO SELL OR A SOLICITATION OF AN OFFER TO BUY ANY SHARES OF ANY FUND OR SECURITY. This information does not consider the investment objectives, risk tolerance or the financial circumstances of any specific investor. This information does not replace the obligation of financial advisor to apply his/her best judgment in making investment decisions or investment recommendations. It is your responsibility to inform yourself of, and to observe, all applicable laws and regulations of Mexico. If any funds, securities or investment strategies are mentioned or inferred in this material, such funds, securities or strategies have not been registered with the Mexican National Banking and Securities Commission (Comisión Nacional Bancaria y de Valores, the "CNBV") and thus, may not be publicly offered in Mexico. The CNBV has not confirmed the accuracy of any information contained herein. The provision of investment management and investment advisory services ("Investment Services") is a regulated activity in Mexico, subject to strict rules, and performed under the supervision of the CNBV. These materials are shared for information purposes only, do not constitute investment advice, and are being shared in the understanding that the addressee is an Institutional or Qualified investor as defined under Mexican Securities (*Ley del Mercado de Valores*). Each potential investor shall make its own investment decision based on their own analysis of the available information. Please note that by receiving these materials, it shall be construed as a representation by the receiver that it is an Institutional or Qualified investor as defined under Mexican law. BlackRock México Operadora, S.A. de C.V., Sociedad Operadora de Fondos de Inversión ("BlackRock México Operadora") is a Mexican subsidiary of BlackRock, Inc., authorized by the CNBV as a Mutual Fund Manager (Operadora de Fondos), and as such, authorized to manage Mexican mutual funds, ETFs and provide Investment Advisory Services. For more information on the Investment Services offered by BlackRock Mexico, please review our Investment Services Guide available in www.blackrock.com/mx. This material represents an assessment at a specific time and its information should not be relied upon by the you as research or investment advice regarding the funds, any security or investment strategy in particular. Reliance upon information in this material is at your sole discretion. BlackRock México is not authorized to receive deposits, carry out intermediation activities, or act as a broker dealer, or bank in Mexico. For more information on BlackRock México, please visit: www.blackrock.com/mx. BlackRock receives revenue in the form of advisory fees for our advisory services and management fees for our mutual funds, exchange traded funds and collective investment trusts. Any modification, change, distribution or inadequate use of information of this document is not responsibility of BlackRock or any of its affiliates. Pursuant to the Mexican Data Privacy Law (Ley Federal de Protección de Datos Personales en Posesión de Particulares), to register your personal data you must confirm that you have read and understood the Privacy Notice of BlackRock México Operadora. For the full disclosure, please visit www.blackrock.com/mx and accept that your personal information will be managed according with the terms and conditions set forth therein.

For investors in Central America, these securities have not been registered before the Securities Superintendence of the Republic of Panama, nor did the offer, sale or their trading procedures. The registration exemption has made according to numeral 3 of Article 129 of the Consolidated Text containing of the Decree-Law No. 1 of July 8, 1999 (institutional investors). Consequently, the tax treatment set forth in Articles 334 to 336 of the Unified Text containing Decree-Law No. 1 of July 8, 1999, does not apply to them. These securities are not under the supervision of the Securities Superintendence of the Republic of Panama. The information contained herein does not describe any product that is supervised or regulated by the National Banking and Insurance Commission (CNBS) in Honduras. Therefore any investment described herein is done at the investor's own risk. In Costa Rica, any securities or services mentioned herein constitute an individual and private offer made through reverse solicitation upon reliance on an exemption from registration before the General Superintendence of Securities ("SUGEVAL"), pursuant to articles 7 and 8 of the Regulations on the Public Offering of Securities ("Reglamento sobre Oferta Pública de Valores"). This information is confidential, and is not to be reproduced or distributed to third parties as this is NOT a public offering of securities in Costa Rica. The product being offered is not intended for the Costa Rican public or market and neither is registered or will be registered before the SUGEVAL, nor can be traded in the secondary market. If any recipient of this documentation receives this document in El Salvador, such recipient acknowledges that the same has been delivered upon their request and instructions, and on a private placement basis. In Guatemala, this communication and any accompanying information (the "Materials") are intended solely for informational purposes and do not constitute (and should not be interpreted to constitute) the offering, selling, or conducting of business with respect to such securities, products or services in the jurisdiction of the addressee (this "Jurisdiction"), or the conducting of any brokerage, banking or other similarly regulated activities ("Financial Activities") in the Jurisdiction. Neither BlackRock, nor the securities, products and services described herein, are registered (or intended to be registered) in the Jurisdiction. Furthermore, neither BlackRock, nor the securities, products, services or activities described herein, are regulated or supervised by any governmental or similar authority in the Jurisdiction. The Materials are private, confidential and are sent by BlackRock only for the exclusive use of the addressee. The Materials must not be publicly distributed and any use of the Materials by anyone other than the addressee is not authorized. The addressee is required to comply with all applicable laws in the Jurisdiction, including, without limitation, tax laws and exchange control regulations, if any.

Disclaimers

This material is restricted to distribution to non-U.S. Persons outside the United States within the meaning of Regulation S under the U.S. Securities Act of 1933, as amended (the "Securities Act"). Any securities described herein may not be registered under the Securities Act or with any securities regulatory authority of any state or other jurisdiction and may not be offered, sold, pledged or otherwise transferred except to persons outside the U.S. in accordance with Regulation S under the Securities Act pursuant to the terms of such securities. In particular, any UCITS funds mentioned herein are not available to investors in the U.S. and this material cannot be construed as an offer of any UCITS fund to any investor in the U.S.

Any research in this document has been procured and may have been acted on by BlackRock for its own purpose. The results of such research are being made available only incidentally. The views expressed do not constitute investment or any other advice and are subject to change. They do not necessarily reflect the views of any company in the BlackRock Group or any part thereof and no assurances are made as to their accuracy.

This document is for information purposes only and does not constitute an offer or invitation to anyone to invest in any BlackRock funds and has not been prepared in connection with any such offer.

If you are an intermediary or third-party distributor, you must only disseminate this material to other Professional Investors as permitted in the above specified jurisdictions and in accordance with applicable laws and regulations.

THE INFORMATION CONTAINED HEREIN, TOGETHER WITH THE PERFORMANCE RESULTS PRESENTED, IS PROPRIETARY IN NATURE AND HAS BEEN PROVIDED TO YOU ON A CONFIDENTIAL BASIS, AND MAY NOT BE REPRODUCED, COPIED OR DISTRIBUTED WITHOUT THE PRIOR CONSENT OF BLACKROCK.

Distributed in the United States by BlackRock Investments, LLC.

© 2024 BlackRock, Inc. or its affiliates. All Rights Reserved. BLACKROCK iShares, are trademarks of BlackRock, Inc. or its affiliates. All other trademarks are those of their respective owners.