

BSF Asia Pacific Absolute Return Fund

Class A2 Euro

BlackRock Strategic Funds

Unless otherwise stated, Performance, Portfolio Breakdowns and Net Assets information as at: 31-May-2024. All other data as at 13-Jun-2024.

This document is marketing material. For Investors in Switzerland. Investors should read the KIID/PRIIPs document and prospectus prior to investing, and should refer to the prospectus for the funds full list of risks.

FUND OVERVIEW

- The Fund aims to achieve positive absolute returns through a combination of capital growth and income on your investment regardless of market conditions.
- The Fund seeks to gain at least 70% of any investment exposure to equity securities (e.g. shares) of companies domiciled in, or the main business of which is in, the Asia Pacific region, including Australia and Japan. This is achieved by investing at least 70% of its assets in equity securities and other equity-related securities. The Fund may also, when determined appropriate, invest in fixed income (FI) securities, money market instruments (MMIs) (i.e. debt securities with short-term maturities), deposits and cash
- The equity-related securities include financial derivative instruments (FDIs) (i.e. investments whose prices are based on one or more underlying assets).

RISK INDICATOR

Lower Risk

Potentially Lower Rewards

Higher Risk

Potentially Higher Rewards



CAPITAL AT RISK: The value of investments and the income from them can fall as well as rise and are not guaranteed. Investors may not get back the amount originally invested.

KEY RISKS:

- Emerging markets are generally more sensitive to economic and political conditions than developed markets. Other factors include greater 'Liquidity Risk', restrictions on investment or transfer of assets, failed/delayed delivery of securities or payments to the Fund and sustainability-related risks.
- Currency Risk: The Fund invests in other currencies. Changes in exchange rates will therefore affect the value of the investment.
- The value of equities and equity-related securities can be affected by daily stock market movements. Other influential factors include political, economic news, company earnings and significant corporate events.
- Due to its investment strategy an 'Absolute Return' fund may not move in line with market trends or fully benefit from a positive market environment.
- Derivatives may be highly sensitive to changes in the value of the asset on which they are based and can increase the size of losses and gains, resulting in greater fluctuations in the value of the Fund. The impact to the Fund can be greater where derivatives are used in an extensive or complex way.
- Counterparty Risk: The insolvency of any institutions providing services such as safekeeping of assets or acting as counterparty to derivatives or other instruments, may expose the Fund to financial loss.
- Liquidity Risk: Lower liquidity means there are insufficient buyers or sellers to allow the Fund to sell or buy investments readily.

KEY FACTS

Comparator¹: 3 Month EURIBOR Index
Asset Class: Equity
Fund Launch Date: 31-Aug-2016
Share Class Launch Date: 31-Aug-2016
Share Class Currency: EUR
Use of Income: Accumulating
Net Assets of Fund (M): 149.49 USD
Morningstar Category: Long/Short Equity - Other
SFDR Classification: Other
Domicile: Luxembourg
ISIN: LU1417813836
Management Company: BlackRock (Luxembourg) S.A.
 * or currency equivalent

FEES AND CHARGES

Annual Management Fee: 1.50%
Ongoing Charge: 1.92%
Performance Fee: 20.00%

DEALING INFORMATION

Minimum Initial Investment: 5,000 EUR *
Settlement: Trade Date + 3 days
Dealing Frequency: Daily, forward pricing basis
 * or currency equivalent

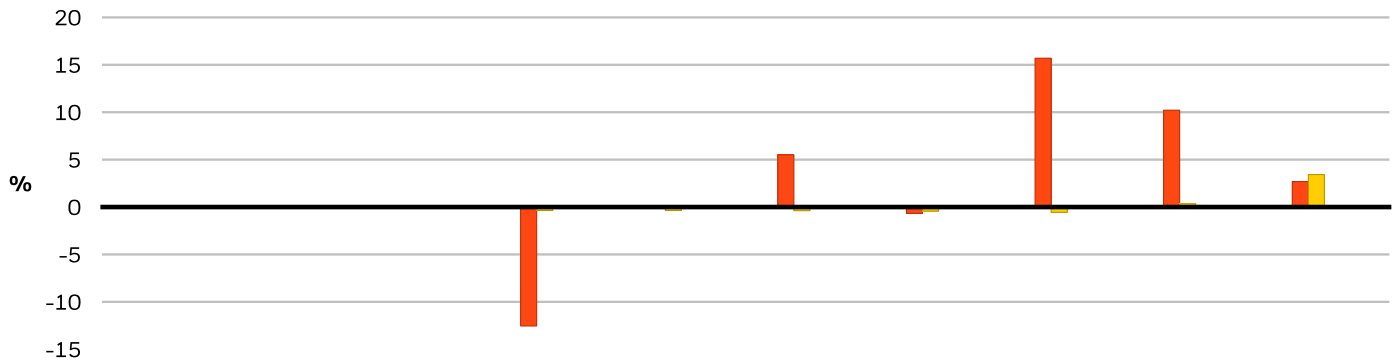
PORTFOLIO CHARACTERISTICS

Price to Book Ratio: 27.19x
Price to Earnings Ratio: 28.88x
Standard Deviation (3y): 10.50
3y Beta: -3.04
Number of Holdings: 78

PORTFOLIO MANAGER(S)

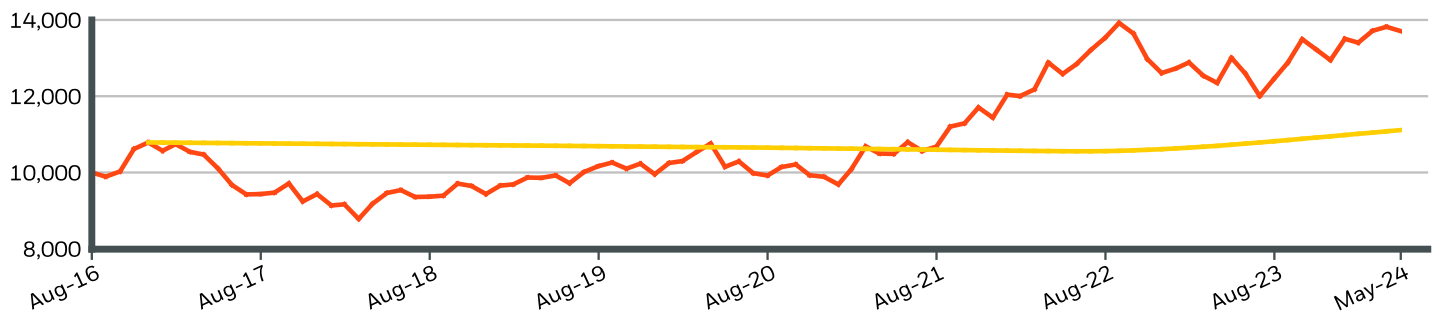
Samuel Vecht
 Steve Wong
 Ada Zhang

CALENDAR YEAR PERFORMANCE



	2014	2015	2016	2017	2018	2019	2020	2021	2022	2023
Share Class	-	-	-	-12.55	0.01	5.50	-0.67	15.70	10.22	2.68
Comparator^{†1}	-	-	-	-0.37	-0.37	-0.39	-0.43	-0.56	0.34	3.42

GROWTH OF HYPOTHETICAL 10,000 EUR SINCE INCEPTION



CUMULATIVE & ANNUALISED PERFORMANCE

	CUMULATIVE (%)					ANNUALISED (% p.a.)		
	1m	3m	6m	YTD	1y	3y	5y	Since Inception
Share Class	-0.82	2.26	3.64	5.88	5.39	9.33	6.68	4.15
Comparator^{†1}	0.32	0.96	1.94	1.62	3.86	1.67	0.82	0.40

The figures shown relate to past performance. Past performance is not a reliable indicator of current or future performance and should not be the sole factor of consideration when selecting a product or strategy. Share Class and Benchmark performance displayed in EUR, hedged share class benchmark performance is displayed in USD. Performance is shown on a Net Asset Value (NAV) basis, with gross income reinvested where applicable. The return of your investment may increase or decrease as a result of currency fluctuations if your investment is made in a currency other than that used in the past performance calculation. **Source:** BlackRock

- Share Class BSF Asia Pacific Absolute Return Fund Class A2 Euro
- Comparator^{†1} 3 Month EURIBOR Index

Contact Us

For EMEA: +44 (0) 20 7743 3300 • www.blackrock.com • investor.services@blackrock.com

BSF Asia Pacific Absolute Return Fund

Class A2 Euro

BlackRock Strategic Funds

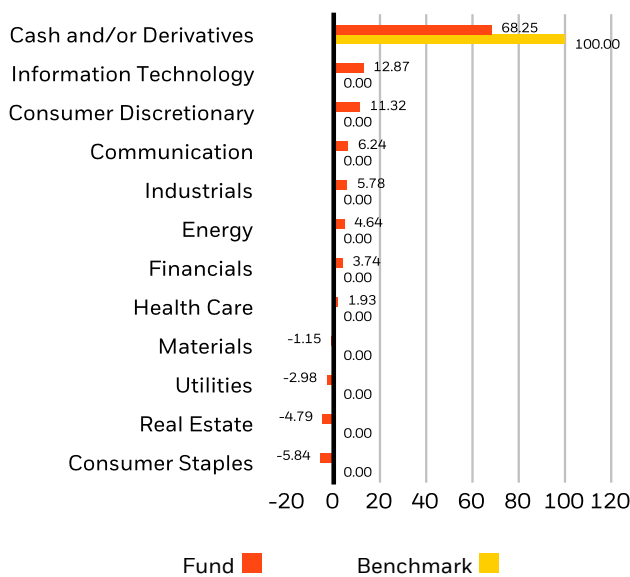


TOP 10 HOLDINGS (%)

TAIWAN SEMICONDUCTOR MANUFACTURING CO LTD	3.58%
TRIP.COM GROUP LTD	2.93%
MAHINDRA AND MAHINDRA LTD	2.84%
ACCTON TECHNOLOGY CORP	2.68%
BANK OF THE PHILIPPINE ISLANDS	2.66%
BLOOMBERRY RESORTS CORP	2.66%
CP ALL PCL	2.61%
HYUNDAI-ROTEM CO	2.50%
SAMSUNG ELECTRONICS CO LTD	2.45%
CONTEMPORARY AMPEREX TECHNOLOGY CO LTD	2.45%
Total of Portfolio	27.36%

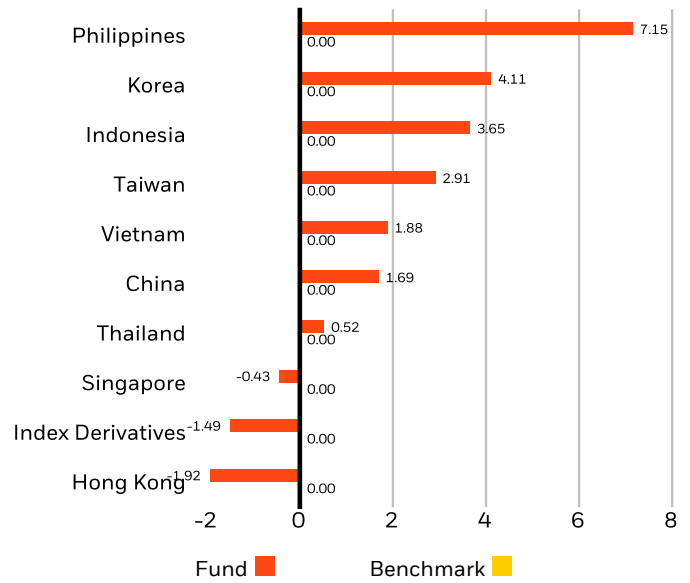
Holdings subject to change

SECTOR BREAKDOWN (%)



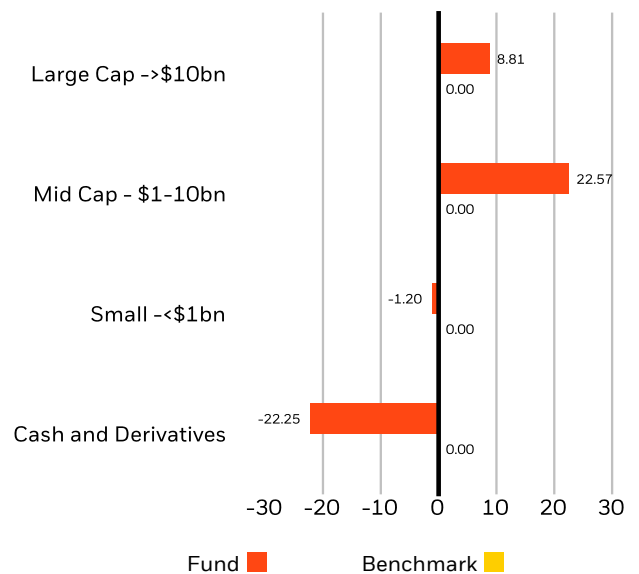
Allocations are subject to change. Source: BlackRock

GEOGRAPHIC BREAKDOWN (%)



Allocations are subject to change. Source: BlackRock

MARKET CAPITALISATION (%)



Allocations subject to change. Source: BlackRock

Contact Us

For EMEA: +44 (0) 20 7743 3300 • www.blackrock.com • investor.services@blackrock.com

BSF Asia Pacific Absolute Return Fund

Class A2 Euro

BlackRock Strategic Funds

BlackRock

GLOSSARY

SFDR Classification: Article 8: Products that promote environmental or social characteristics and promote good governance practices.

Article 9: Products that have sustainable investments as an objective and follow good governance practices. **Other:** Products that do not meet the criteria to be classified as Article 8 or 9.

Price to Earnings: A valuation ratio of a company's current share price compared to its per-share earnings in the current forecast year, calculated as current share price divided by current earnings per share.

Price to Book Ratio: represents the ratio of the current closing price of the share to the latest quarter's book value per share.

IMPORTANT INFORMATION:

In the UK and Non-European Economic Area (EEA) countries: this is issued by BlackRock Investment Management (UK) Limited, authorised and regulated by the Financial Conduct Authority. Registered office: 12 Throgmorton Avenue, London, EC2N 2DL. Tel: + 44 (0)20 7743 3000. Registered in England and Wales No. 02020394. For your protection telephone calls are usually recorded. Please refer to the Financial Conduct Authority website for a list of authorised activities conducted by BlackRock.

BSF Funds: This document is marketing material. BlackRock Strategic Funds (BSF) is an open-ended investment company established and domiciled in Luxembourg which is available for sale in certain jurisdictions only. BSF is not available for sale in the U.S. or to U.S. persons. Product information concerning BSF should not be published in the U.S. BlackRock Investment Management (UK) Limited is the Principal Distributor of BSF and may terminate marketing at any time. In the UK, subscriptions in BSF are valid only if made on the basis of the current Prospectus, the most recent financial reports and the Key Investor Information Document, and in EEA and Switzerland subscriptions in BSF are valid only if made on the basis of the current Prospectus, the most recent financial reports and the Packaged Retail and Insurance-based Investment Products Key Information Document (PRIIPs KID) which are available in registered jurisdictions and local language where they are registered, these can be found at www.blackrock.com on the relevant product pages. Prospectuses, Key Investor Information Documents, PRIIPs KID and application forms may not be available to investors in certain jurisdictions where the Fund in question has not been authorised. Investors should understand all characteristics of the funds objective before investing. For information on investor rights and how to raise complaints please go to <https://www.blackrock.com/corporate/compliance/investor-right> available in local language in registered jurisdictions.

For investors in Switzerland. This document is marketing material. The BlackRock Strategic Funds (BSF) Fund is domiciled in Luxembourg. BlackRock Asset Management Schweiz AG, Bahnhofstrasse 39, CH-8001 Zurich, is the Swiss Representative and State Street Bank International GmbH, Munich, Zurich Branch, Beethovenstrasse 19, CH-8002 Zurich, the Swiss Paying Agent. The Prospectus, Packaged Retail and Insurance-based Investment Products Key Information Document (PRIIPs KID) or equivalent, the Articles of Incorporation, the latest and any previous annual and semi-annual reports are available free of charge from the Swiss Representative. Investors should read the fund specific risks in the PRIIPs KID and the Prospectus.

Any research in this document has been procured and may have been acted on by BlackRock for its own purpose. The results of such research are being made available only incidentally. The views expressed do not constitute investment or any other advice and are subject to change. They do not necessarily reflect the views of any company in the BlackRock Group or any part thereof and no assurances are made as to their accuracy.

This document is for information purposes only and does not constitute an offer or invitation to anyone to invest in any BlackRock funds and has not been prepared in connection with any such offer.

© 2024 BlackRock, Inc. All Rights reserved. BLACKROCK, BLACKROCK SOLUTIONS and iSHARES are trademarks of BlackRock, Inc. or its subsidiaries in the United States and elsewhere. All other trademarks are those of their respective owners.

Contact Us

For EMEA: +44 (0) 20 7743 3300 • www.blackrock.com • investor.services@blackrock.com