

Weekly commentary

April 29, 2024

BlackRock

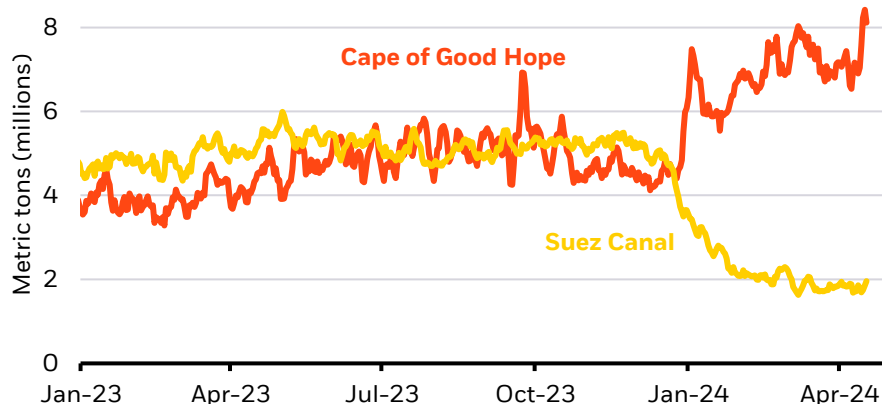
Mega forces: why they matter now

- Geopolitical risk has escalated in the Middle East. The flare-up of tensions in the region and brief market fallout underscore that mega forces affect returns now.
- U.S. stocks rose last week on mostly strong Q1 earnings for mega cap tech. The Federal Reserve’s preferred inflation metric rose more than expected in March.
- This week, we watch U.S. payroll data for signs that immigration is still offsetting adverse demographics. The Federal Reserve is expected to hold rates steady.

We have long viewed the world through the lens of mega forces, or big structural shifts. They help explain macro and market outcomes not only long term, but right now. Geopolitical fragmentation is one of five mega forces we track. The strikes between Israel and Iran – and the market response – are one example of how mega forces impact returns now. Most of these mega forces create supply constraints. Yet a productivity boom from artificial intelligence could ease these constraints.

Taking the long way round

Daily transit trade volumes, 2023-2024



Source: United Nations Global Platform; PortWatch, April 2024. Notes: The chart shows the seven-day moving average of daily transit trade through the Suez Canal and the Cape of Good Hope, since January 2023.

We see escalating tensions in the Middle East as a sign we’re in a new geopolitical regime. The first direct strikes between Israel and Iran structurally raise risk in the region, in our view. The strikes come as Iran has used proxy attacks by the Houthi rebels on ships in the Red Sea as a response to the war in Gaza. These attacks upended supply chains, diverting swathes of goods from the Suez Canal to the Cape of Good Hope. See the chart. Since the attacks began, shipping costs from China are still up about 75% from the end of last year, LSEG Datastream data show. Persistent supply constraints that keep inflation and interest rates above pre-pandemic levels are an upshot of our mega force view. The International Monetary Fund’s recent discussions on the growth impact of structural challenges – like geopolitical risk and other mega forces – reflect similar thinking to ours.




Wei Li

Global Chief Investment Strategist – BlackRock Investment Institute



Vivek Paul

Global Head of Portfolio Research – BlackRock Investment Institute



Tara Iyer

Chief U.S. Macro Strategist – BlackRock Investment Institute



Filip Nikolic

Macro Research – BlackRock Investment Institute

Visit **BlackRock Investment Institute** for insights on the global economy, markets and geopolitics.

BlackRock Investment Institute

Since we rolled out our mega forces framework last year, we have seen more evidence that these forces are a useful investment lens. We think the geopolitical turmoil in the Middle East has lowered the bar for escalation in the region – upping the chances of persistently higher oil prices. Commodity shocks reinforce why governments are prioritizing energy security and affordability alongside decarbonization. The recent events show traditional energy still has its place, even in the low-carbon transition – and can be a buffer against geopolitical risk.

Population aging is another example of supply constraints playing out in real time. Shrinking working-age populations in developed markets are limiting productivity and output. An unexpected jump in immigration in the U.S. and other major economies offsets the impact of a dwindling domestic workforce for now. Yet we find this effect must persist for some time to outrun adverse demographics. We look to this week’s U.S. payroll data for signs immigration is still supporting labor markets.

A resilient U.S. jobs market marked by persistent wage gains is keeping services inflation elevated. Markets now expect fewer than two Federal Reserve rate cuts in 2024, down from seven earlier this year. Higher-for-longer rates could keep squeezing bank deposits, where interest rates have lagged the Fed policy rate – unlike yields on money market funds. Plus, banks face stricter regulations. We like private credit – where default rates have fallen three quarters in a row – over public on a strategic horizon of five years and longer. Private markets are complex, with high risk and volatility, and aren’t suitable for all investors.

One mega force that could ease supply constraints? AI. We think AI could deliver strong efficiency gains across sectors. We watch for AI adoption to broaden beyond tech – into sectors like healthcare, communication services and financials, and into applications like data centers and infrastructure. We see a high bar for Q1 mega cap tech earnings to beat lofty expectations. Early results have skewed positive – yet any signs of weakness could trigger a change in our U.S. stock view.

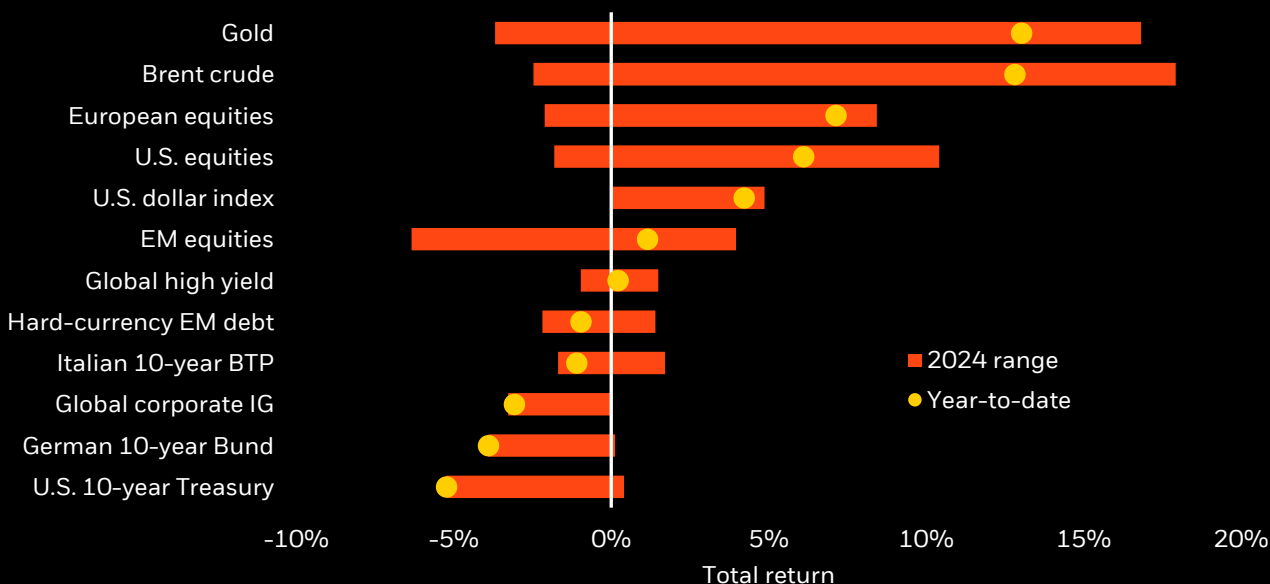
Bottom line: Mega forces provide a useful investment lens now, not just in the future, we think. We like energy stocks as a buffer against geopolitical risk. We prefer private credit over public on a strategic horizon. We stay overweight the AI theme.

Market backdrop

The S&P 500 broke a three-week losing streak last week and rose 3%, while U.S. 10-year Treasury yields hit new 2024 highs. The Federal Reserve’s preferred inflation metric rose more than expected in March, supporting our higher-for-longer interest rate view. U.S. mega cap tech led a strong start to Q1 earnings – we think sticky inflation raises the bar for earnings to keep delivering and supporting sentiment. The Bank of Japan kept rates steady as expected, driving the yen to a new 34-year low.

Assets in review

Selected asset performance, year-to-date return and range



Past performance is not a reliable indicator of current or future results. Indexes are unmanaged and do not account for fees. It is not possible to invest directly in an index.

Sources: BlackRock Investment Institute, with data from LSEG Datastream as of April 25, 2024. Notes: The two ends of the bars show the lowest and highest returns at any point year to date, and the dots represent current year-to-date returns. Emerging market (EM), high yield and global corporate investment grade (IG) returns are denominated in U.S. dollars, and the rest in local currencies. Indexes or prices used are: spot Brent crude, ICE U.S. Dollar Index (DXY), spot gold, MSCI Emerging Markets Index, MSCI Europe Index, LSEG Datastream 10-year benchmark government bond index (U.S., Germany and Italy), Bank of America Merrill Lynch Global High Yield Index, J.P. Morgan EMBI Index, Bank of America Merrill Lynch Global Broad Corporate Index and MSCI USA Index.

Week ahead

April 30	U.S. ECI wage data; euro area flash inflation and Q1 GDP	May 2	U.S. trade data
May 1	Fed policy decision	May 3	U.S. payrolls data

The Fed policy decision, U.S. wage and payrolls data are in focus this week. The Fed is widely expected to hold interest rates steady at this week's meeting, and we look for signs of how the Fed has dialed back its own projections for three rate cuts this year. One important input for the Fed: the Q1 ECI, its preferred wage gauge. We eye signs of wage pressures easing and the potential knock-on effect on inflation. The payrolls data rounds out a busy week.

Big calls

Our highest conviction views on tactical (6-12 month) and strategic (long-term) horizons, April 2024

Tactical	Reasons
U.S. equities	<ul style="list-style-type: none"> Our macro view has us neutral at the benchmark level. But the AI theme and its potential to generate alpha – or above-benchmark returns – push us to be overweight overall.
Income in fixed income	<ul style="list-style-type: none"> The income cushion bonds provide has increased across the board in a higher rate environment. We like short-term bonds and are now neutral long-term U.S. Treasuries as we see two-way risks ahead.
Geographic granularity	<ul style="list-style-type: none"> We favor getting granular by geography and like Japan equities in DM. Within EM, we like India and Mexico as beneficiaries of mega forces even as relative valuations appear rich.
Strategic	Reasons
Private credit	<ul style="list-style-type: none"> We think private credit is going to earn lending share as banks retreat – and at attractive returns relative to public credit risk.
Inflation-linked bonds	<ul style="list-style-type: none"> We see inflation staying closer to 3% in the new regime on a strategic horizon.
Short- and medium-term bonds	<ul style="list-style-type: none"> We overall prefer short-term bonds over long term. That's due to more uncertain and volatile inflation, heightened bond market volatility and weaker investor demand.

Note: Views are from a U.S. dollar perspective, April 2024. This material represents an assessment of the market environment at a specific time and is not intended to be a forecast of future events or a guarantee of future results. This information should not be relied upon by the reader as research or investment advice regarding any particular funds, strategy or security.

Tracking five mega forces

Mega forces are big, structural changes that affect investing now – and far in the future. As key drivers of the new regime of greater macroeconomic and market volatility, they change the long-term growth and inflation outlook and are poised to create big shifts in profitability across economies and sectors. This creates major opportunities – and risks – for investors. See our [web hub](#) for our research and related content on each mega force.

















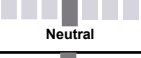



- 1. Demographic divergence:** The world is split between aging advanced economies and younger emerging markets – with different implications.
- 2. Digital disruption and artificial intelligence (AI):** Technologies that are transforming how we live and work.
- 3. Geopolitical fragmentation and economic competition:** Globalization is being rewired as the world splits into competing blocs.
- 4. Future of finance:** A fast-evolving financial architecture is changing how households and companies use cash, borrow, transact and seek returns.
- 5. Transition to a low-carbon economy:** The transition is set to spur a massive capital reallocation as energy systems are rewired.

Granular views

Six- to 12-month tactical views on selected assets vs. broad global asset classes by level of conviction, April 2024

Our approach is to first determine asset allocations based on our macro outlook – and what’s in the price. **The table below reflects this and, importantly, leaves aside the opportunity for alpha, or the potential to generate above-benchmark returns.** The new regime is not conducive to static exposures to broad asset classes, in our view, but is creating more space for alpha.

Underweight **Neutral** **Overweight** ● Previous view

Asset	View	Commentary
Developed markets		
United States	Benchmark  Neutral	We are neutral in our largest portfolio allocation. Falling inflation and coming Fed rate cuts can underpin the rally’s momentum. We are ready to pivot once the market narrative shifts.
	Overall  +1	We are overweight overall when incorporating our U.S.-centric positive view on artificial intelligence (AI). We think AI beneficiaries can still gain while earnings growth looks robust.
Europe	 -1	We are underweight. While valuations look fair to us, we think the near-term growth and earnings outlook remain less attractive than in the U.S. and Japan – our preferred markets.
UK	 Neutral	We are neutral. We find attractive valuations better reflect the weak growth outlook and the Bank of England’s sharp rate hikes to fight sticky inflation.
Japan	 +2	We are overweight. Mild inflation, strong earnings growth and shareholder-friendly reforms are all positives. We see the BOJ policy shift as a normalization, not a shift to tightening.
Emerging markets		
China	 Neutral	We are neutral. We see growth on a weaker trajectory and see only limited policy stimulus from China. We prefer EM debt over equity.
Fixed Income		
Short U.S. Treasuries	 +1	We are overweight. We prefer short-term government bonds for income as interest rates stay higher for longer
Long U.S. Treasuries	 Neutral	We are neutral. The yield surge driven by expected policy rates has likely peaked. We now see about equal odds that long-term yields swing in either direction.
U.S. inflation-linked bonds	 Neutral	We are neutral. We see higher medium-term inflation, but cooling inflation and growth may matter more near term.
Euro area inflation-linked bonds	 Neutral	We are neutral. Market expectations for persistent inflation in the euro area have come down.
Euro area govt bonds	 Neutral	We are neutral. Market pricing reflects policy rates in line with our expectations and 10-year yields are off their highs. Widening peripheral bond spreads remain a risk.
UK gilts	 Neutral	We are neutral. Gilt yields have compressed relative to U.S. Treasuries. Markets are pricing in Bank of England policy rates closer to our expectations.
Japanese govt bonds	 -2	We are underweight. We find more attractive returns in equities. We see some of the least attractive returns in Japanese government bonds, so we use them as a funding source.
China govt bonds	 Neutral	We are neutral. Bonds are supported by looser policy. Yet we find yields more attractive in short-term DM paper.
U.S. agency MBS	 Neutral	We are neutral. We see agency MBS as a high-quality exposure in a diversified bond allocation and prefer it to IG.
Global IG credit	 -1	We are underweight. Tight spreads don’t compensate for the expected hit to corporate balance sheets from rate hikes, in our view. We prefer Europe over the U.S.
Global high yield	 Neutral	We are neutral. Spreads are tight, but we like its high total yield and potential near-term rallies. We prefer Europe.
Asia credit	 Neutral	We are neutral. We don’t find valuations compelling enough to turn more positive.
Emerging hard currency	 +1	We are overweight. We prefer EM hard currency debt due to its relative value and quality. It is also cushioned from weakening local currencies as EM central banks cut policy rates.
Emerging local currency	 Neutral	We are neutral. Yields have fallen closer to U.S. Treasury yields. Central bank rate cuts could hurt EM currencies, dragging on potential returns.

Past performance is not a reliable indicator of current or future results. It is not possible to invest directly in an index. Note: Views are from a U.S. dollar perspective. This material represents an assessment of the market environment at a specific time and is not intended to be a forecast or guarantee of future results. This information should not be relied upon as investment advice regarding any particular fund, strategy or security.

BlackRock Investment Institute

The BlackRock Investment Institute (BII) leverages the firm's expertise and generates proprietary research to provide insights on macroeconomics, sustainable investing, geopolitics and portfolio construction to help BlackRock's portfolio managers and clients navigate financial markets. BII offers strategic and tactical market views, publications and digital tools that are underpinned by proprietary research.

General disclosure: This material is intended for information purposes only, and does not constitute investment advice, a recommendation or an offer or solicitation to purchase or sell any securities to any person in any jurisdiction in which an offer, solicitation, purchase or sale would be unlawful under the securities laws of such jurisdiction. The opinions expressed are as of April 29, 2024, and are subject to change without notice. Reliance upon information in this material is at the sole discretion of the reader. Investing involves risks. This information is not intended to be complete or exhaustive and no representations or warranties, either express or implied, are made regarding the accuracy or completeness of the information contained herein. This material may contain estimates and forward-looking statements, which may include forecasts and do not represent a guarantee of future performance.

In the **U.S. and Canada**, this material is intended for public distribution. In **EMEA**, in the UK and Non-European Economic Area (EEA) countries: this is Issued by BlackRock Investment Management (UK) Limited, authorised and regulated by the Financial Conduct Authority. Registered office: 12 Throgmorton Avenue, London, EC2N 2DL. Tel: + 44 (0)20 7743 3000. Registered in England and Wales No. 02020394. For your protection telephone calls are usually recorded. Please refer to the Financial Conduct Authority website for a list of authorised activities conducted by BlackRock. In the European Economic Area (EEA): this is Issued by BlackRock (Netherlands) B.V. is authorised and regulated by the Netherlands Authority for the Financial Markets. Registered office Amstelplein 1, 1096 HA, Amsterdam, Tel: 020 – 549 5200, Tel: 31-20-549-5200. Trade Register No. 17068311. For your protection telephone calls are usually recorded. In **Italy**, for information on investor rights and how to raise complaints please go to <https://www.blackrock.com/corporate/compliance/investor-right> available in Italian. In **Switzerland**, for qualified investors in Switzerland: This document is marketing material. Until 31 December 2021, this document shall be exclusively made available to, and directed at, qualified investors as defined in the Swiss Collective Investment Schemes Act of 23 June 2006 ("CISA"), as amended. From 1 January 2022, this document shall be exclusively made available to, and directed at, qualified investors as defined in Article 10 (3) of the CISA of 23 June 2006, as amended, at the exclusion of qualified investors with an opting-out pursuant to Art. 5 (1) of the Swiss Federal Act on Financial Services ("FinSA"). For information on art. 8 / 9 Financial Services Act (FinSA) and on your client segmentation under art. 4 FinSA, please see the following website: www.blackrock.com/finisa For investors in **Israel**: BlackRock Investment Management (UK) Limited is not licensed under Israel's Regulation of Investment Advice, Investment Marketing and Portfolio Management Law, 5755-1995 (the "Advice Law"), nor does it carry insurance thereunder. In **South Africa**, please be advised that BlackRock Investment Management (UK) Limited is an authorized financial services provider with the South African Financial Services Board, FSP No. 43288. In the **DIFC** this material can be distributed in and from the Dubai International Financial Centre (DIFC) by BlackRock Advisors (UK) Limited – Dubai Branch which is regulated by the Dubai Financial Services Authority (DFSA). This material is only directed at 'Professional Clients' and no other person should rely upon the information contained within it. BlackRock Advisors (UK) Limited - Dubai Branch is a DIFC Foreign Recognised Company registered with the DIFC Registrar of Companies (DIFC Registered Number 546), with its office at Unit 06/07, Level 1, Al Fattan Currency House, DIFC, PO Box 506661, Dubai, UAE, and is regulated by the DFSA to engage in the regulated activities of 'Advising on Financial Products' and 'Arranging Deals in Investments' in or from the DIFC, both of which are limited to units in a collective investment fund (DFSA Reference Number F000738). In the **Kingdom of Saudi Arabia**, issued in the Kingdom of Saudi Arabia (KSA) by BlackRock Saudi Arabia (BSA), authorised and regulated by the Capital Market Authority (CMA), License No. 18-192-30. Registered under the laws of KSA. Registered office: 29th floor, Olaya Towers – Tower B, 3074 Prince Mohammed bin Abdulaziz St., Olaya District, Riyadh 12213 – 8022, KSA, Tel: +966 11 838 3600. The information contained within is intended strictly for Sophisticated Investors as defined in the CMA Implementing Regulations. Neither the CMA or any other authority or regulator located in KSA has approved this information. In the **United Arab Emirates** this material is only intended for -natural Qualified Investor as defined by the Securities and Commodities Authority (SCA) Chairman Decision No. 3/R.M. of 2017 concerning Promoting and Introducing Regulations. Neither the DFSA or any other authority or regulator located in the GCC or MENA region has approved this information. In the **State of Kuwait**, those who meet the description of a Professional Client as defined under the Kuwait Capital Markets Law and its Executive Bylaws. In the **Sultanate of Oman**, to sophisticated institutions who have experience in investing in local and international securities, are financially solvent and have knowledge of the risks associated with investing in securities. In **Qatar**, for distribution with pre-selected institutional investors or high net worth investors. In the **Kingdom of Bahrain**, to Central Bank of Bahrain (CBB) Category 1 or Category 2 licensed investment firms, CBB licensed banks or those who would meet the description of an Expert Investor or Accredited Investors as defined in the CBB Rulebook. The information contained in this document, does not constitute and should not be construed as an offer of, invitation, inducement or proposal to make an offer for, recommendation to apply for or an opinion or guidance on a financial product, service and/or strategy. In **Singapore**, this is issued by BlackRock (Singapore) Limited (Co. registration no. 200010143N). This advertisement or publication has not been reviewed by the Monetary Authority of Singapore. In **Hong Kong**, this material is issued by BlackRock Asset Management North Asia Limited and has not been reviewed by the Securities and Futures Commission of Hong Kong. In **South Korea**, this material is for distribution to the Qualified Professional Investors (as defined in the Financial Investment Services and Capital Market Act and its sub-regulations). In **Taiwan**, independently operated by BlackRock Investment Management (Taiwan) Limited. Address: 28F., No. 100, Songren Rd., Xinyi Dist., Taipei City 110, Taiwan. Tel: (02)23261600. In **Japan**, this is issued by BlackRock Japan. Co., Ltd. (Financial Instruments Business Operator: The Kanto Regional Financial Bureau. License No375, Association Memberships: Japan Investment Advisers Association, the Investment Trusts Association, Japan, Japan Securities Dealers Association, Type II Financial Instruments Firms Association.) For Professional Investors only (Professional Investor is defined in Financial Instruments and Exchange Act). In **Australia**, issued by BlackRock Investment Management (Australia) Limited ABN 13 006 165 975 AFSL 230 523 (BIMAL). The material provides general information only and does not take into account your individual objectives, financial situation, needs or circumstances. In **New Zealand**, issued by BlackRock Investment Management (Australia) Limited ABN 13 006 165 975, AFSL 230 523 (BIMAL) for the exclusive use of the recipient, who warrants by receipt of this material that they are a wholesale client as defined under the New Zealand Financial Advisers Act 2008. In **China**, this material may not be distributed to individuals resident in the People's Republic of China ("PRC", for such purposes, excluding Hong Kong, Macau and Taiwan) or entities registered in the PRC unless such parties have received all the required PRC government approvals to participate in any investment or receive any investment advisory or investment management services. For **Other APAC Countries**, this material is issued for Institutional Investors only (or professional/sophisticated /qualified investors, as such term may apply in local jurisdictions). In **Latin America**, no securities regulator within Latin America has confirmed the accuracy of any information contained herein. The provision of investment management and investment advisory services is a regulated activity in Mexico thus is subject to strict rules. For more information on the Investment Advisory Services offered by BlackRock Mexico please refer to the Investment Services Guide available at www.blackrock.com/mx

©2024 BlackRock, Inc. All Rights Reserved. BLACKROCK is a trademark of BlackRock, Inc., or its subsidiaries in the United States and elsewhere. All other trademarks are those of their respective owners.

BlackRock

Not FDIC Insured • May Lose Value • No Bank Guarantee