

The background of the entire page is a photograph of a blue industrial building with yellow metal stairs and railings. The stairs lead up to a platform. The building's facade is made of blue corrugated metal. The overall scene is brightly lit, suggesting an outdoor industrial setting.

**Private Markets**

May 23, 2024

# Global Credit Weekly:

A bifurcated U.S.  
consumer

**BlackRock**

FOR QUALIFIED, PROFESSIONAL, INSTITUTIONAL AND WHOLESALE INVESTORS/ PROFESSIONAL CLIENTS ONLY | NOT FOR PUBLIC DISTRIBUTION

## Market insights contributors



**Amanda Lynam, CPA**

Head of Macro Credit Research,  
Portfolio Management Group –  
Private Markets



**Dominique Bly**

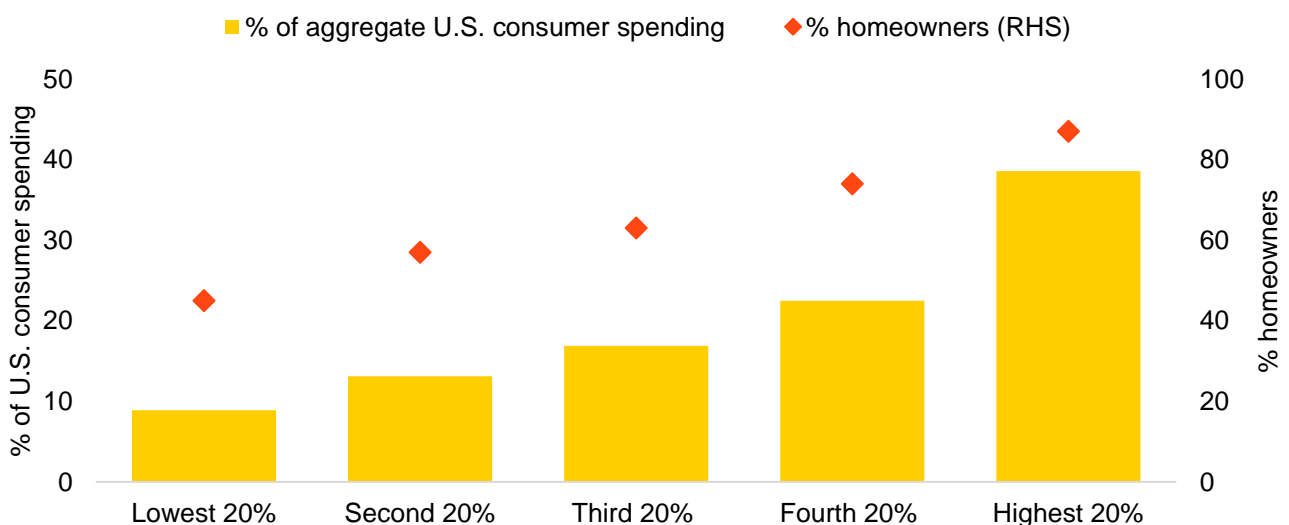
Macro Credit Research Strategist,  
Portfolio Management Group –  
Private Markets

## Key takeaways

- One prevailing investing theme over the past few quarters – in the corporate credit and commercial real estate markets – has been elevated dispersion. The U.S. consumer is no exception to this trend and remains notably bifurcated, extending the pattern we last revisited in early March. This helps explain, in our view, some of the “conflicting” data points released about the financial health of the U.S. consumer in recent months (per retail sector earnings, public commentary from U.S. banks, and widely tracked economic data).
- For example, U.S. consumers in the top 20% of the income distribution generated 39% of U.S. spending and 87% of this group are homeowners (Exhibit 1), indicating many likely benefited from home price appreciation over the past few years. Meanwhile, the bottom 20% of the income distribution is more likely to rent and generates a much smaller share of aggregate spending.
- Separately, the growth of the private debt asset class – especially over the past few years – remains a focus. This has caused some market participants to question whether the asset class is expanding *too quickly*. New entrants (i.e., private debt lenders) to the space are frequently cited as one concern, owing to the potential that they may sacrifice underwriting discipline to capture market share.
- But fundraising data from Preqin shows the private debt market (in aggregate) has been discerning in where it has allocated capital in recent years, by prioritizing manager experience amid a high cost of capital environment. New entrants have captured, on average, 2.6% of total fundraising since 2022 – a level well below the 2019-2021 run-rate of 9.5%. Similarly, established private debt managers (i.e., those raising their fourth fund, or later) have raised 84% of capital, on average, since 2022. The average from 2019-2021 was 73%.

### Exhibit 1: The U.S. consumer remains bifurcated by spending levels and home ownership

U.S. annual aggregate expenditures by consumer income quintile, and the share of consumers in each cohort that are homeowners (RHS)



Source: BlackRock, U.S. Bureau of Labor Statistics Consumer Expenditure Survey (September 2023 - most recent).

FOR QUALIFIED, PROFESSIONAL, INSTITUTIONAL AND WHOLESALE INVESTORS/ PROFESSIONAL CLIENTS ONLY | NOT FOR PUBLIC DISTRIBUTION

## The widespread trend of elevated dispersion

One prevailing investing theme over the past few quarters has been elevated dispersion. For example, while corporate credit spreads have tightened meaningfully since late 2023 and now sit near the low-end of the post-financial crisis range, subsets of the market – such as CCCs – have lagged the overall tightening at the index level. Similarly, the commercial real estate market cannot be painted with a broad brush. The valuation of Industrial properties (per the Real Capital Analytics U.S. Commercial Property Price Indices) has increased 59% since January 2019. Meanwhile, the valuation of Office properties in Central Business Districts has declined 44%, per the same index.

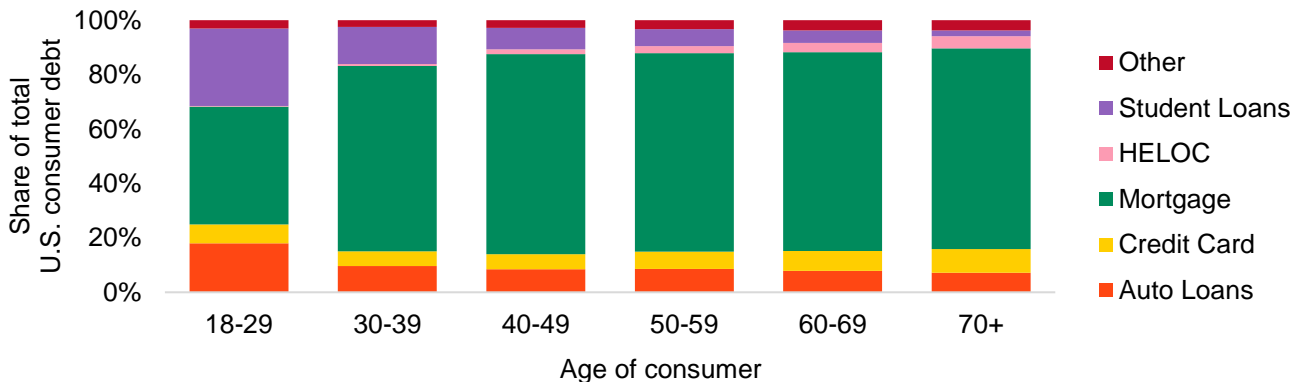
The U.S. consumer is no exception to this trend of dispersion and remains notably bifurcated – extending the pattern we last revisited in early March. This helps explain, in our view, some of the “conflicting” data points released about the financial health of the U.S. consumer in recent months.

For example, U.S. consumers in the top 20% of the income distribution generated 39% of U.S. spending and 87% of this group are homeowners (Exhibit 1), indicating many likely benefited from home price appreciation over the past few years (the S&P CoreLogic Case-Shiller U.S. National Home Price Index has increased 47% vs. December 2019). Meanwhile, the bottom 20% of the income distribution is more likely to rent and generates a much smaller share of aggregate spending.

The May 2024 Quarterly Report on Household Debt and Credit from the Federal Reserve Bank of New York (NY Fed) shows a similar trend: the debt of younger borrowers is more skewed towards student and auto loans (Exhibit 2). Older borrowers, meanwhile, have a larger weight toward housing-related debt (i.e., mortgages, home equity lines of credit). And while overall delinquencies remain well below their financial-crisis peaks, they have been gradually increasing over the past few quarters (Exhibit 3).

### Exhibit 2: Debt is more heavily skewed towards housing asset exposures for older consumers

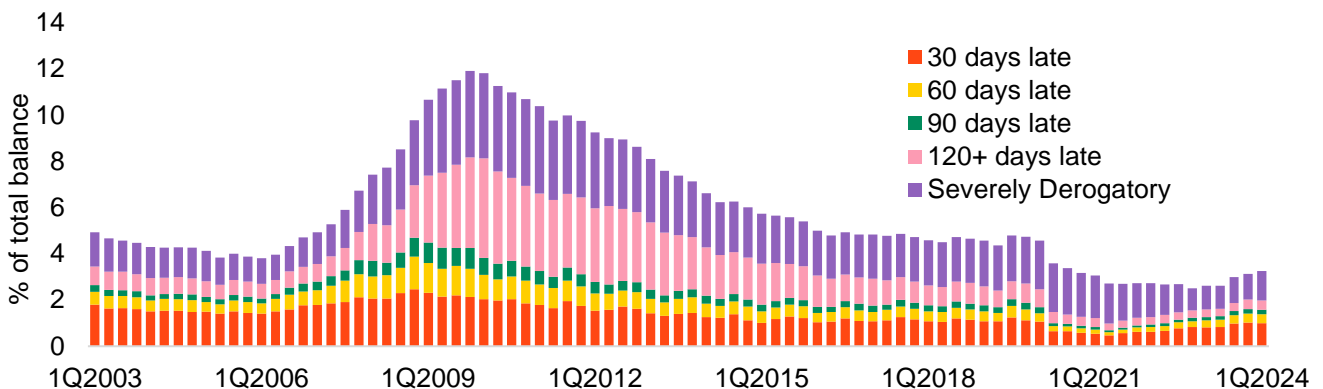
Percentage share of total U.S. consumer debt share by product type and age



Source: BlackRock, New York Fed Consumer Credit Panel/Equifax. As of 1Q2024. HELOC = home equity line of credit. The “Other” category includes retail cards and other consumer loans.

### Exhibit 3: Delinquencies are rising, and may be understated due to student loan nuances

Percentage share of total U.S. consumer debt by delinquency status



Source: BlackRock, New York Fed Consumer Credit Panel/Equifax. As of 1Q2024. Excludes current balances.

FOR QUALIFIED, PROFESSIONAL, INSTITUTIONAL AND WHOLESALE INVESTORS/ PROFESSIONAL CLIENTS ONLY | NOT FOR PUBLIC DISTRIBUTION

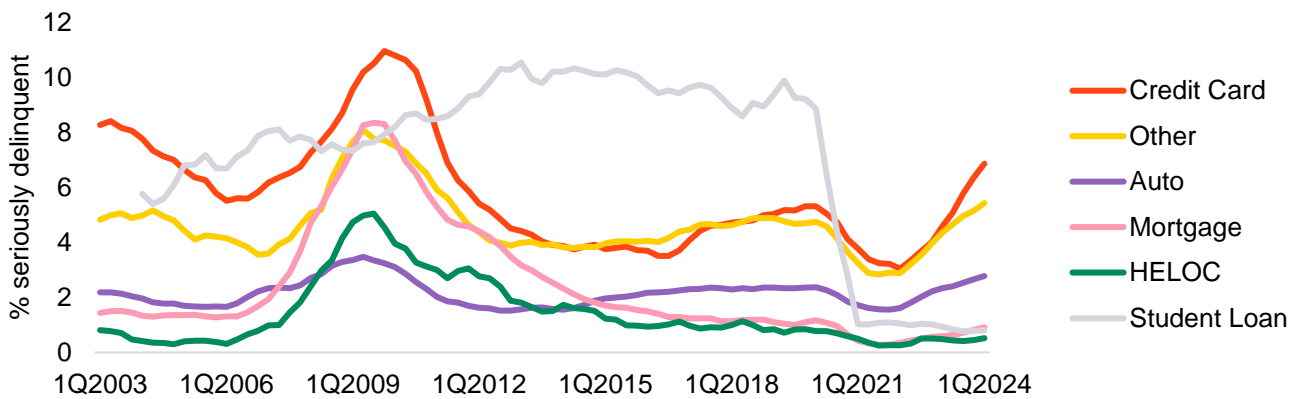
The data shown in Exhibit 3 likely understates the overall delinquency trend, as missed federal student loan payments will not be reported to credit bureaus until 4Q2024 (per the [NY Fed report](#)). Indeed, the credit card, other (i.e., retail cards and consumer loans) and auto categories have been the main drivers of the recent uptick in overall delinquencies (as shown in Exhibit 4). But student loan delinquencies may revert closer to their long-term trend, once the [grace period for late payments](#) expires.

Another notable takeaway from the [NY Fed analysis](#)<sup>1</sup> was the greater share of “maxed out” credit card balances transitioning into delinquency status (Exhibit 5). According to the NY Fed Center for Microeconomic Data, 18% of U.S. borrowers were utilizing at least 90% of their available credit as of 1Q2024 (labeled as “maxed-out borrowers” in the report). Here too, the theme of bifurcation is evident: that same analysis showed that 52% of consumers utilized less than 20% of their available credit.

A large portion of “maxed-out borrowers” – but not all – are already delinquent. When isolating non-delinquent loans, the [NY Fed](#) found that “maxed-out borrowers” represented 9% of total borrowers and 16% of total balances. Both levels are modestly below the 2019 average levels of 10% and 16%, respectively.

**Exhibit 4: Student loan delinquencies remain suppressed, for now**

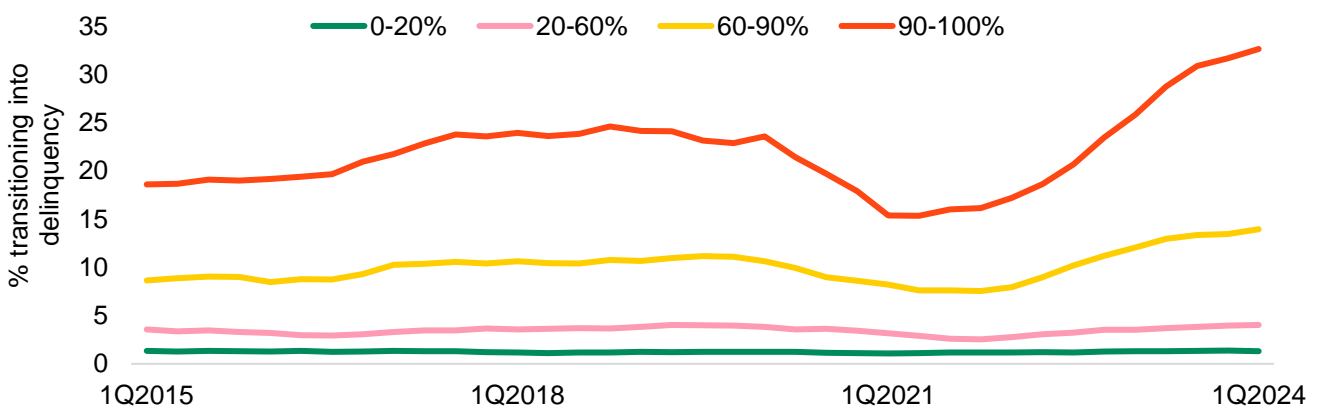
Percentage of seriously delinquent (i.e., 90 or more days delinquent) U.S. consumer debt balances, by type



Source: BlackRock, New York Fed Consumer Credit Panel/Equifax. As of 1Q2024. HELOC = home equity line of credit. The “Other” category includes retail cards and other consumer loans. Student loan data are not reported prior to 2004 due to uneven reporting.

**Exhibit 5: A greater share of “maxed out” balances are transitioning into delinquency**

Percent of balances transitioning into delinquency by borrower utilization rate



Source: BlackRock, New York Fed Consumer Credit Panel / Equifax. As of 1Q2024. Note: The chart shows balance-weighted transition to 30-day credit card delinquency among borrowers current on all accounts in the previous quarter. A borrower’s group is determined by their utilization in the previous quarter. Data are smoothed as four-quarter moving sums to account for seasonal trends.

(1) Andrew F. Haughwout, Donghoon Lee, Daniel Mangrum, Joelle Scally, Wilbert van der Klaauw, and Crystal Wang, “Delinquency Is Increasingly in the Cards for Maxed-Out Borrowers,” Federal Reserve Bank of New York Liberty Street Economics, May 14, 2024, <https://libertystreeteconomics.newyorkfed.org/2024/05/delinquency-is-increasingly-in-the-cards-for-maxed-out-borrowers/>.

## Private debt fundraising: capital allocators are prioritizing experience

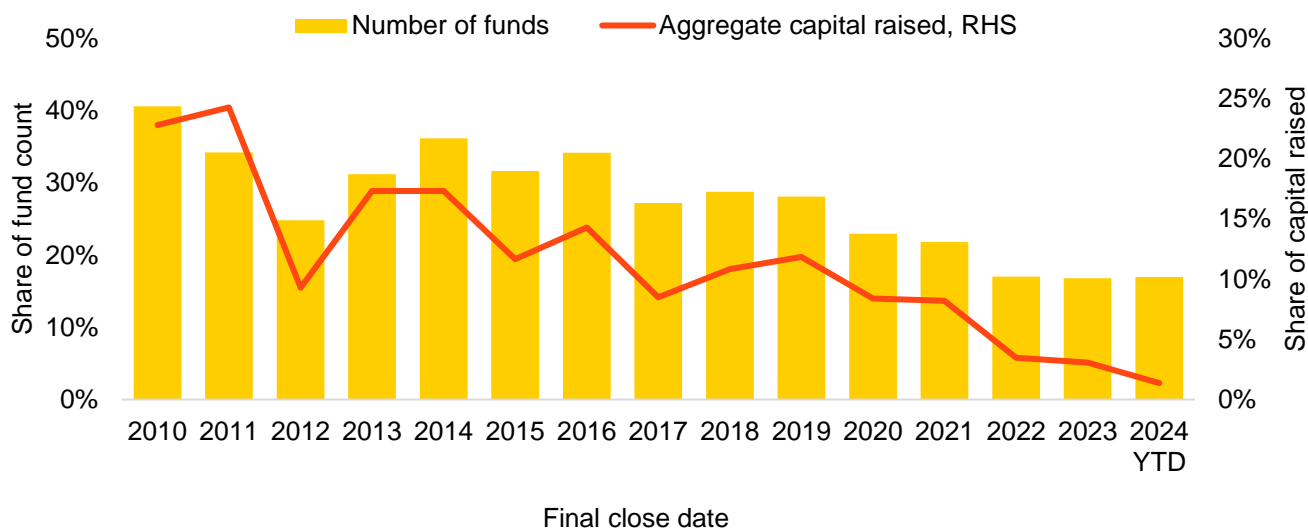
The growth of the private debt asset class – especially over the past few years – has caused some market participants to question whether the asset class is expanding *too* quickly. New entrants (i.e., private debt lenders) to the space are frequently cited as one concern, owing to the potential that they may sacrifice underwriting discipline to capture market share.

But fundraising data from Preqin shows the private debt market (in aggregate) has been somewhat discerning where it has allocated capital in recent years, by prioritizing manager experience. For example, Exhibit 6 shows that first-time private debt funds have captured, on average, 2.6% of total capital (per year) since 2022. This is well below the 2019-2021 run-rate of 9.5%. Similarly, as shown in Exhibit 7, established private debt managers (i.e., those raising their fourth fund, or later) have raised 84% of capital, on average, since 2022. This compares to an average of 73% from 2019-2021.

To us, this suggests that the market has become more discerning amid the higher cost of capital environment. While ultra low rates (prior to the start of the Fed’s rate hiking cycle) may have resulted in a “rising tide lifts all boats” environment, that is no longer the case in the current macro backdrop.

### Exhibit 6: First-time private debt funds have raised, on average, 2.6% of capital since 2022

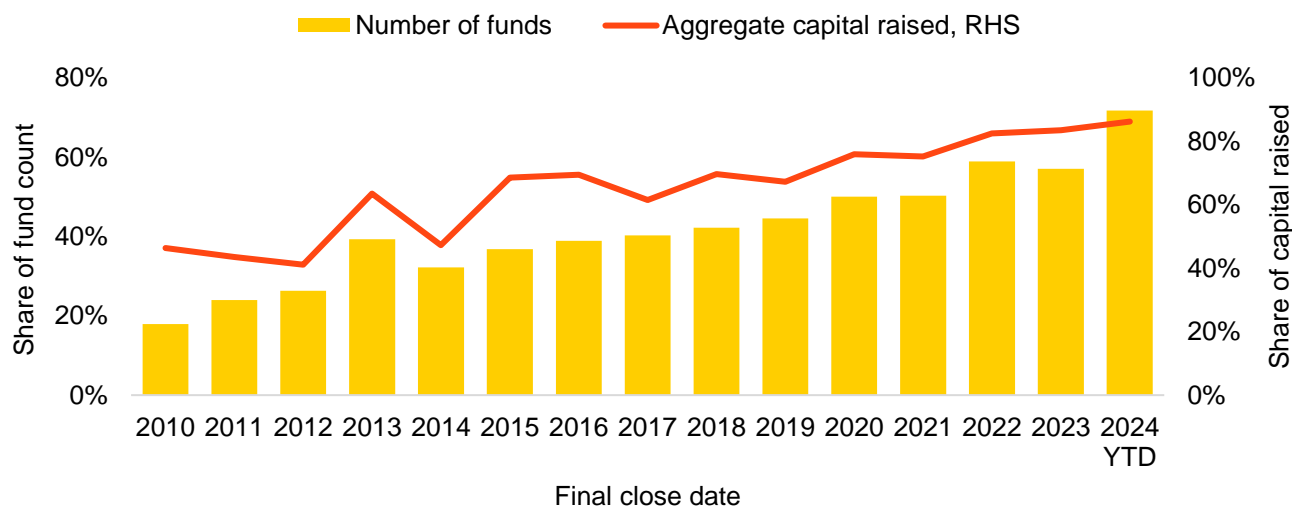
First-time private debt fundraising as a share of total funds and aggregate capital raised (RHS)



Source: BlackRock, Preqin. Captures data as of May 20, 2024. Captures closed-ended private debt funds.

### Exhibit 7: Established private debt managers have raised 84% of capital since 2022

Fourth fund or later private debt fundraising as a share of total funds and aggregate capital raised (RHS)



Source: BlackRock, Preqin. Captures data as of May 20, 2024. Captures closed-ended private debt funds.

FOR QUALIFIED, PROFESSIONAL, INSTITUTIONAL AND WHOLESALE INVESTORS/ PROFESSIONAL CLIENTS ONLY | NOT FOR PUBLIC DISTRIBUTION

## Overlapping addressable markets: public and private corporate credit

Another frequently cited topic among investors has been the increased overlap – in terms of the “addressable market” of borrowers – between public (syndicated) and private corporate credit. While the USD syndicated markets were largely closed to lower rated (i.e., B- and CCC) borrowers for much of 2H2023, activity has since rebounded (so far) in 2024. As a result, some investors have questioned whether this rebound would lead to a decline in private debt volumes.

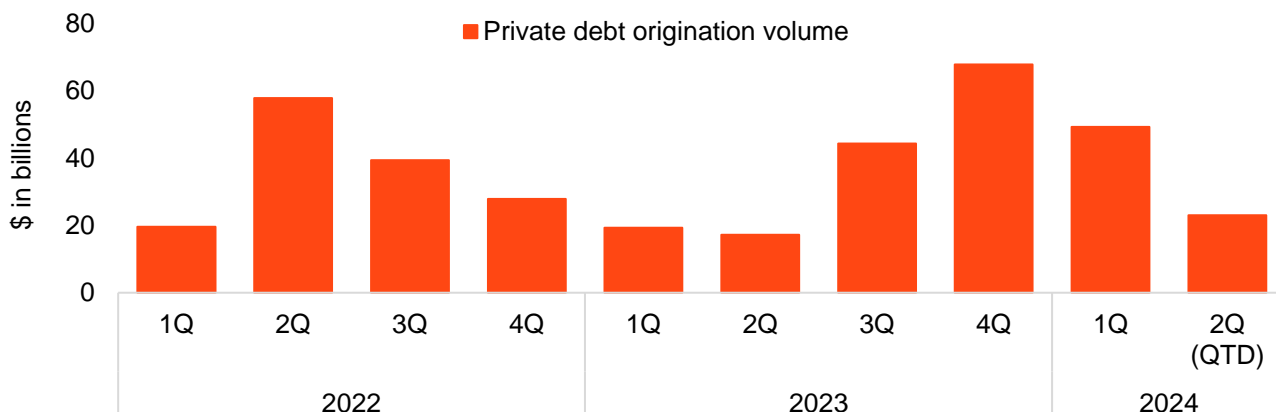
Data released by third-party research provider KBRA DLD shows USD private debt origination volumes (defined as new money, senior debt transactions) reached \$23.1 billion in April 2024 (Exhibit 8). This represents the most active month since November 2023 (\$24.1 billion) and the fourth-highest monthly total in KBRA DLD’s three-year dataset. More broadly, while 1Q2024 private debt origination volumes declined from the very active 4Q2023 period, they did not fall sharply.

Similar to the trend we previously highlighted in the syndicated markets, a large share of new issue proceeds have been earmarked for refinancing (resulting in a limited amount of net new issuance). According to KBRA DLD, 46% of April’s activity was attributed to refinancing (including repricing), well above the 17% monthly average over the past two years (April 2022 – March 2024; Exhibit 9). In fact, April 2024 marked the third consecutive month that refinancing activity was the largest proceeds category, by volume.

At the same time, acquisition-related activity remains muted as a share of total volume. During April 2024, leveraged buyouts (“LBOs”) and add-on mergers and acquisitions (“M&A”) totaled to 41% of proceeds, compared to an average of 77% of monthly deal activity over the last two years, according to data from KBRA DLD.

### Exhibit 8: Private debt origination volumes in 2024 remain strong, albeit below 4Q2023 peak

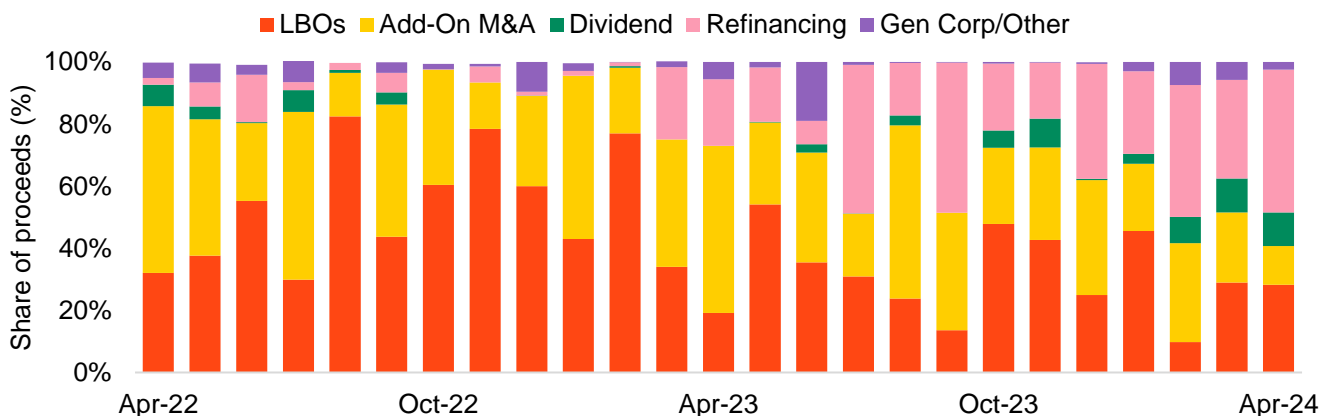
Quarterly USD private debt deal origination volume



Source: BlackRock, KBRA DLD Private Data as of April 30, 2024.

### Exhibit 9: Refinancing activity holds the top proceeds category for third consecutive month

Percentage of monthly proceeds by activity type, for USD private debt deal origination volumes



Source: BlackRock, KBRA DLD Private Data as of April 30, 2024. Data submissions reconcile quarterly.

FOR QUALIFIED, PROFESSIONAL, INSTITUTIONAL AND WHOLESALE INVESTORS/ PROFESSIONAL CLIENTS ONLY | NOT FOR PUBLIC DISTRIBUTION

The use of proceeds trends are also evident in jumbo loans, where refinancing accounted for 61% of 1Q2024 proceeds, and LBOs and add-on M&A activity accounted for 23%, per KBRA DLD (Exhibit 10).

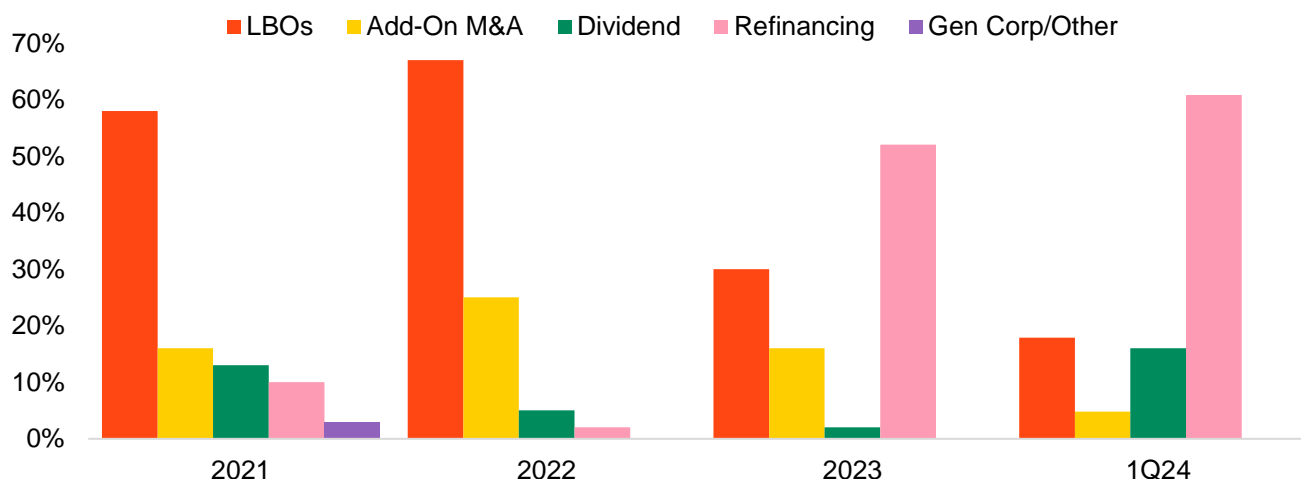
In our view, these mix-shifts in the use of proceeds underscore how the rate environment informs borrower actions. Borrowers are prudently refinancing upcoming maturities while the market tone remains receptive. Meanwhile, LBO activity remains subdued as elevated interest rates (at least by post-financial crisis standards) and residual uncertainty related to monetary policy provide some headwinds to the traditional economics of such transactions, which rely in large part on debt financing.

Perhaps even more notable than the use of proceeds distribution has been the amount of *syndicated debt* that has moved into the private debt market in recent months. So far in 2024 (through May 20<sup>th</sup>), KBRA DLD has tracked \$16.4 billion of private debt issuance (across 15 borrowers) that originated in the broadly syndicated loan (“BSL”) market (Exhibit 11). 65% of this activity was related to refinancing, with most of the borrowers rated B-.

As we have outlined previously, we expect the mix-shift between the private and syndicated markets will continue to ebb and flow over time, in response to market conditions, investor sentiment, and the macroeconomic backdrop.

### Exhibit 10: Activity amongst large borrowers has been skewed towards refinancing

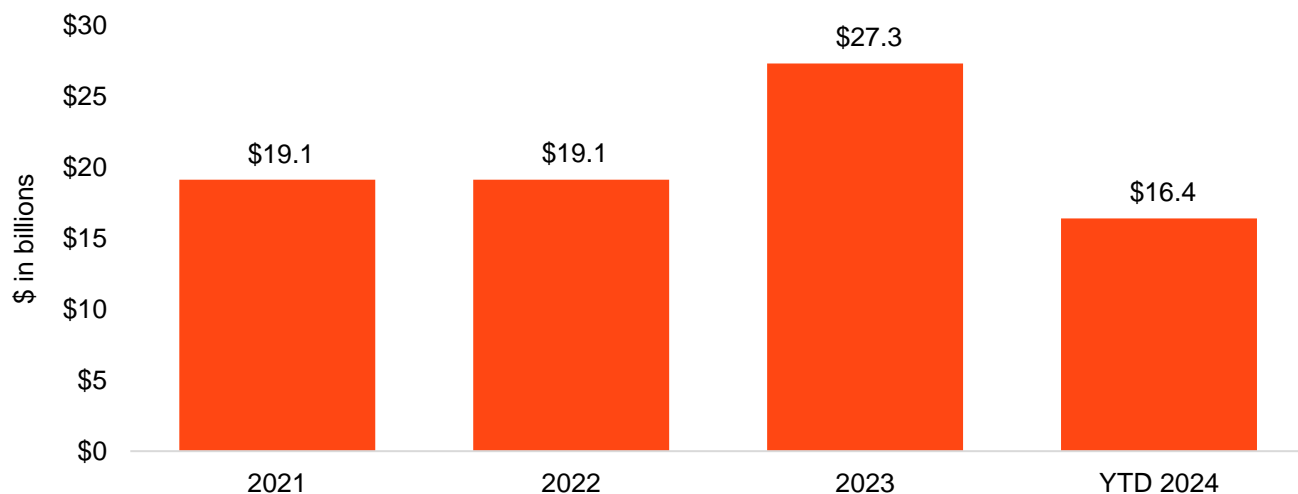
Share of dollar proceeds by activity type for USD private market “jumbo” loans (defined as loans \$1 billion or larger)



Source: BlackRock, KBRA DLD Private Data as of 1Q2024.

### Exhibit 11: Public-to-private financing activity remains robust in 2024

Volume of USD deals that have left the broadly syndicated loan market for direct lender execution



Source: BlackRock, KBRA DLD. YTD 2024 is as of May 20, 2024.

FOR QUALIFIED, PROFESSIONAL, INSTITUTIONAL AND WHOLESALE INVESTORS/ PROFESSIONAL CLIENTS ONLY | NOT FOR PUBLIC DISTRIBUTION

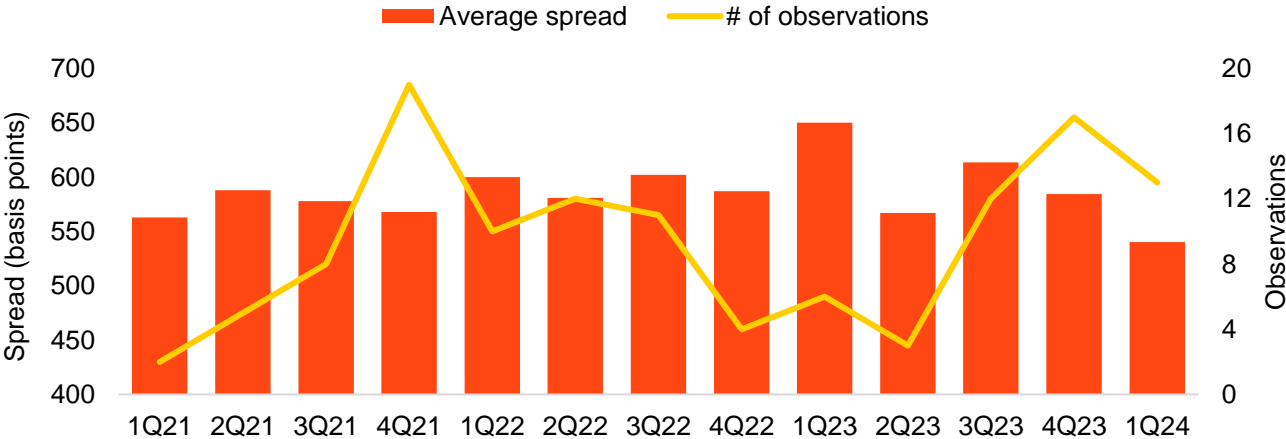
This increased overlap between syndicated and private markets – and the limited amount of net new capital – has kept pricing competitive for large borrowers that are suitable to issue in both markets (generally categorized by KBRA DLD as “jumbo” loans, or loans \$1 billion or larger). In practice, these jumbo loans often mean a deal would be large enough to be relatively liquid and index-eligible in the syndicated/public debt markets.

For example, average jumbo spreads fell to S+540bp in 1Q2024 (from S+584bp in 4Q2023), marking the second consecutive quarter of tightening, according to KBRA DLD (Exhibit 12). And new issue prices also increased in 1Q2024 (reflective of smaller issue discounts and fees), as illustrated in Exhibit 13.

This data is directionally consistent with Lincoln International’s Proprietary Private Market Database, which tracks approximately 5,000 U.S. portfolio companies primarily held by private equity sponsors. According to Lincoln (which is an independent valuation advisor specializing in illiquid alternative investments), new debt financings for \$40 million - \$100 million EBITDA businesses in 1Q2024 were done in a general new issue pricing spread range of S+525bp to S+625bp. This compares to S+575bp to S+675bp in 4Q2023. Similarly, original issue discounts (OID) in 1Q2024 were 100bp to 200bp, compared to 200bp to 250bp in 4Q2023. Equity cushions of 45%+ remained consistent, quarter over quarter. To the extent that syndicated markets remain receptive, we see some potential for further spread compression in the coming months – especially at the high end of the size spectrum.

**Exhibit 12: Pricing on jumbo loans tightened for two consecutive quarters**

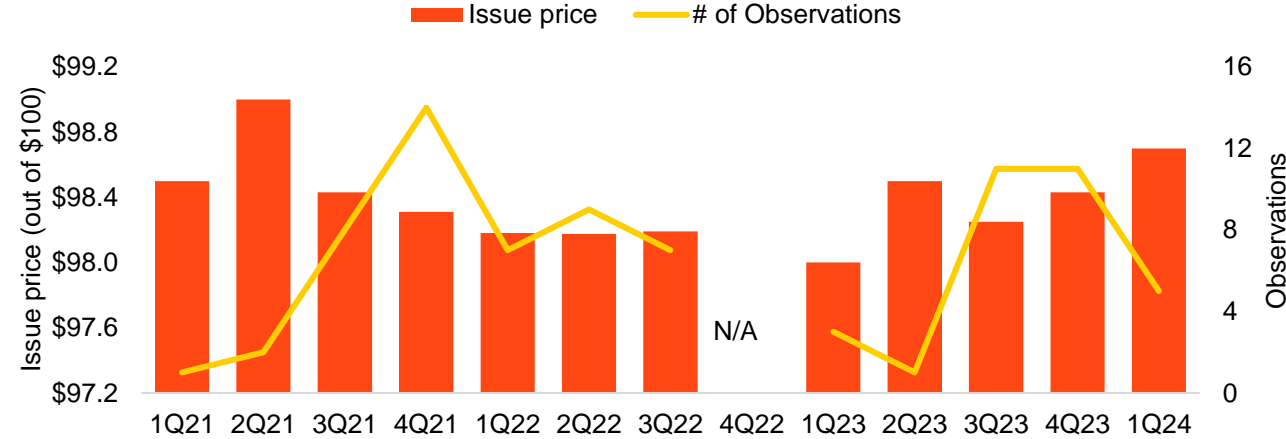
Average spread on jumbo loans (defined as loans \$1 billion or larger) issued, in basis points



Source: BlackRock, KBRA DLD. As of 1Q2024.

**Exhibit 13: New issue prices on jumbo loans grew during 1Q2024, signaling smaller issue discounts and fees**

Issue price on jumbo loans (defined as loans \$1 billion or larger), out of par (\$100)



Source: BlackRock, KBRA DLD. As of 1Q2024.



FOR QUALIFIED, PROFESSIONAL, INSTITUTIONAL AND WHOLESALE INVESTORS/ PROFESSIONAL CLIENTS ONLY | FOR PERMITTED CLIENTS ONLY IN CANADA

**Unless otherwise stated, all reference to \$ are in USD.**

**Risk Warnings:**

**Capital at risk.** The value of investments and the income from them can fall as well as rise and are not guaranteed. You may not get back the amount originally invested.

**Past performance is not a reliable indicator of current or future results and should not be the sole factor of consideration when selecting a product or strategy.**

Changes in the rates of exchange between currencies may cause the value of investments to diminish or increase. Fluctuation may be particularly marked in the case of a higher volatility fund and the value of an investment may fall suddenly and substantially. Levels and basis of taxation may change from time to time.

**In the U.S.**, this material is for institutional use only – not for public distribution.

**For investors in the Caribbean**, any funds mentioned or inferred in this material have not been registered under the provisions of the Investment Funds Act of 2003 of the Bahamas, nor have they been registered with the securities regulators of Bermuda, Dominica, the Cayman Islands, the British Virgin Islands, Grenada, Trinidad & Tobago or any jurisdiction in the Organization of Eastern Caribbean States, and thus, may not be publicly offered in any such jurisdiction. The shares of any fund mentioned herein may only be marketed in Bermuda by or on behalf of the fund or fund manager only in compliance with the provision of the Investment Business Act 2003 of Bermuda and the Companies Act of 1981. Engaging in marketing, offering or selling any fund from within the Cayman Islands to persons or entities in the Cayman Islands may be deemed carrying on business in the Cayman Islands. As a non-Cayman Islands person, BlackRock may not carry on or engage in any trade or business unless it properly registers and obtains a license for such activities in accordance. For Dominican Republic, any securities mentioned or inferred in this material may only be offered in a private character according to the laws of the Dominican Republic, falling beyond the scope of articles 1 numeral (31), 46 et al of Law 249-17 dated 19 December 2017, as amended and its Regulations. Since no governmental authorizations are required in such offering, any “securities” mentioned or inferred in this material have not been and will not be registered with the Stock Market Superintendency of the Dominican Republic (Superintendencia de Mercado de Valores de la República Dominicana), and these “securities” may only be circulated, offered and sold in the Dominican Republic in a private manner based on the criteria established under Dominican laws and regulations.

**IMPORTANT INFORMATION:**

In **Canada**, this material is intended for permitted clients as defined under Canadian securities law, is for educational purposes only, does not constitute investment advice and should not be construed as a solicitation or offering of units of any fund or other security in any jurisdiction.

In **China**, this material may not be distributed to individuals resident in the People's Republic of China ("PRC", for such purposes, not applicable to Hong Kong, Macau and Taiwan) or entities registered in the PRC unless such parties have received all the required PRC government approvals to participate in any investment or receive any investment advisory or investment management services.

In **Singapore**, this document is provided by BlackRock (Singapore) Limited (company registration number:200010143N) for use only with institutional investors as defined in Section 4A of the Securities and Futures Act, Chapter 289 of Singapore. This advertisement or publication has not been reviewed by the Monetary Authority of Singapore.

In **Hong Kong**, this material is issued by BlackRock Asset Management North Asia Limited and has not been reviewed by the Securities and Futures Commission of Hong Kong. This material is for distribution to "Professional Investors" (as defined in the Securities and Futures Ordinance (Cap.571 of the laws of Hong Kong) and any rules made under that ordinance.) and should not be relied upon by any other persons or redistributed to retail clients in Hong Kong.

In **Japan**, this is issued by BlackRock Japan. Co., Ltd. (Financial Instruments Business Operator: The Kanto Regional Financial Bureau. License No375, Association Memberships: Japan Investment Advisers Association, The Investment Trusts Association, Japan, Japan Securities Dealers Association, Type II Financial Instruments Firms Association) for Professional Investors only (Professional Investor is defined in Financial Instruments and Exchange Act).

In **South Korea**, this information is issued by BlackRock Investment (Korea) Limited. This material is for distribution to the Qualified Professional Investors (as defined in the Financial Investment Services and Capital Market Act and its sub-regulations) and for information or educational purposes only and does not constitute investment advice or an offer or solicitation to purchase or sells in any securities or any investment strategies.

In **Australia & New Zealand**, issued by BlackRock Investment Management (Australia) Limited ABN 13 006 165 975, AFSL 230 523 (BIMAL) for the exclusive use of the recipient, who warrants by receipt of this material that they are a wholesale client as defined under the Australian Corporations Act 2001 (Cth) and the New Zealand Financial Advisers Act 2008 respectively.

This material provides general information only and does not take into account your individual objectives, financial situation, needs or circumstances. Before making any investment decision, you should therefore assess whether the material is appropriate for you and obtain financial advice tailored to you having regard to your individual objectives, financial situation, needs and circumstances. Refer to BIMAL's Financial Services Guide on its website for more information. This material is not a financial product recommendation or an offer or solicitation with respect to the purchase or sale of any financial product in any jurisdiction. This material is not intended for distribution to, or use by, any person or entity in any jurisdiction or country where such distribution or use would be contrary to local law or regulation. BIMAL is a part of the global BlackRock Group which comprises of financial product issuers and investment managers around the world. BIMAL is the issuer of financial products and acts as an investment manager in Australia. BIMAL does not offer financial products to persons in New Zealand who are retail investors (as that term is defined in the Financial Markets Conduct Act 2013 (FMCA)). This material does not constitute or relate to such an offer. To the extent that this material does constitute or relate to such an offer of financial products, the offer is only made to, and capable of acceptance by, persons in New Zealand who are wholesale investors (as that term is defined in the FMCA).

BIMAL, its officers, employees and agents believe that the information in this material and the sources on which it is based (which may be sourced from third parties) are correct as at the date of publication. While every care has been taken in the preparation of this material, no warranty of accuracy or reliability is given and no responsibility for the information is accepted by BIMAL, its officers, employees or agents. Except where contrary to law, BIMAL excludes all liability for this information.

In **Brunei**, BlackRock does not hold a Capital Markets Services License and is therefore not licensed for conducting business in any regulated activity under the Securities Market Order, 2013. This document has been issued by BlackRock and is intended for the exclusive use of the recipient. The distribution of the information contained herein may be restricted by law and persons who access it are required to comply with any such restrictions. The information provided herein information is directed solely at persons who would be regarded as "Accredited Investors", "Expert Investors" or "Institutional Investors" in accordance with the Securities Market Order 2013

**This material is for distribution to Professional Clients (as defined by the Financial Conduct Authority or MiFID Rules) only and should not be relied upon by any other persons.**

In the UK and Non-European Economic Area (EEA) countries: this is Issued by BlackRock Investment Management (UK) Limited, authorised and regulated by the Financial Conduct Authority. Registered office: 12 Throgmorton Avenue, London, EC2N 2DL. Tel: + 44 (0)20 7743 3000. Registered in England and Wales No. 02020394. For your protection telephone calls are usually recorded. Please refer to the Financial Conduct Authority website for a list of authorised activities conducted by BlackRock.

In the European Economic Area (EEA): This document is marketing material. This is Issued by BlackRock (Netherlands) B.V. and is authorised and regulated by the Netherlands Authority for the Financial Markets. Registered office Amstelplein 1, 1096 HA, Amsterdam, Tel: 020 – 549 5200, Tel: 31-20-549-5200. Trade Register No. 17068311 For your protection telephone calls are usually recorded

For Investors in **Switzerland**: This document is marketing material. This document shall be exclusively made available to, and directed at, qualified investors as defined in Article 10 (3) of the CISA of 23 June 2006, as amended, at the exclusion of qualified investors with an opting-out pursuant to Art. 5 (1) of the Swiss Federal Act on Financial Services ("FinSA"). For information on art. 8 / 9 Financial Services Act (FinSA) and on your client segmentation under art. 4 FinSA, please see the following website: [www.blackrock.com/finsa](http://www.blackrock.com/finsa).

In **Italy**: For information on investor rights and how to raise complaints please go to <https://www.blackrock.com/corporate/compliance/investor-right> available in Italian.

For investors in **Israel**: BlackRock Investment Management (UK) Limited is not licenced under Israel's Regulation of Investment Advice, Investment Marketing and Portfolio Management Law, 5755-1995 (the "Advice Law"), nor does it carry insurance thereunder.

**The information contained in this document is intended strictly for Professional Clients as defined under the Dubai Financial Services Authority ("DFSA") Conduct of Business (COB) Rules.** The information contained in this document, does not constitute and should not be construed as an offer of, invitation or proposal to make an offer for, recommendation to apply for or an opinion or guidance on a financial product, service and/or strategy. Whilst great care has been taken to ensure that the information contained in this document is accurate, no responsibility can be accepted for any errors, mistakes or omissions or for any action taken in reliance thereon. You may only reproduce, circulate and use this document (or any part of it) with the consent of BlackRock. The information contained in this document is for information purposes only. It is not intended for and should not be distributed to, or relied upon by, members of the public. The information contained in this document, may contain statements that are not purely historical in nature but are "forward-looking statements". These include, amongst other things, projections, forecasts or estimates of income. These 44 forward-looking statements are based upon certain assumptions, some of which are described in other relevant documents or materials. If you do not understand the contents of this document, you should consult an authorised financial adviser.

The information contained in this document is intended strictly for non-natural Qualified Investors as defined in the UAE Securities and Commodities Authority's Board Decision No. 3/R.M of 2017 concerning Promoting and Introducing Regulations. The information contained in this document, does not constitute and should not be construed as an offer of, invitation or proposal to make an offer for, recommendation to apply for or an opinion or guidance on a financial product, service and/or strategy. Whilst great care has been taken to ensure that the information contained in this document is accurate, no responsibility can be accepted for any errors, mistakes or omissions or for any action taken in reliance thereon. You may only reproduce, circulate and use this document (or any part of it) with the consent of BlackRock. The information contained in this document is for information purposes only. It is not intended for and should not be distributed to, or relied upon by, members of the public. The information contained in this document, may contain statements that are not purely historical in nature but are "forward-looking statements". These include, amongst other things, projections, forecasts or estimates of income. These forward-looking statements are based upon certain assumptions, some of which are described in other relevant documents or materials. If you do not understand the contents of this document, you should consult an authorised financial adviser.

The information contained in this document, may contain statements that are not purely historical in nature but are "forward-looking statements". These include, amongst other things, projections, forecasts or estimates of income. These forward-looking statements are based upon certain assumptions, some of which are described in other relevant documents or materials. If you do not understand the contents of this document, you should consult an authorised financial adviser.

Blackrock Advisors (UK) Limited -Dubai Branch is a DIFC Foreign Recognised Company registered with the DIFC Registrar of Companies (DIFC Registered Number 546), with its office at Unit L15 - 01A, ICD Brookfield Place, Dubai International Financial Centre, PO Box 506661, Dubai, UAE, and is regulated by the DFSA to engage in the regulated activities of 'Advising on Financial Products' and 'Arranging Deals in Investments' in or from the DIFC, both of which are limited to units in a collective investment fund (DFSA Reference Number F000738).

In **Saudi Arabia**, the information contained in this document is intended strictly for sophisticated institutions. The information contained in this document, does not constitute and should not be construed as an offer of, invitation or proposal to make an offer for, recommendation to apply for or an opinion or guidance on a financial product, service and/or strategy. Whilst great care has been taken to ensure that the information contained in this document is accurate, no responsibility can be accepted for any errors, mistakes or omissions or for any action taken in reliance thereon. You may only reproduce, circulate and use this document (or any part of it) with the consent of BlackRock. The information contained in this document is for information purposes only. It is not intended for and should not be distributed to, or relied upon by, members of the public. The information contained in this document, may contain statements that are not purely historical in nature but are “forward-looking statements”. These include, amongst other things, projections, forecasts or estimates of income. These forward-looking statements are based upon certain assumptions, some of which are described in other relevant documents or materials. If you do not understand the contents of this document, you should consult an authorised financial adviser.

### **Kuwait**

The information contained in this document is intended strictly for sophisticated institutions that are ‘Professional Clients’ as defined under the Kuwait Capital Markets Law and its Executive Bylaws.

The information contained in this document, does not constitute and should not be construed as an offer of, invitation or proposal to make an offer for, recommendation to apply for or an opinion or guidance on a financial product, service and/or strategy. Whilst great care has been taken to ensure that the information contained in this document is accurate, no responsibility can be accepted for any errors, mistakes or omissions or for any action taken in reliance thereon. You may only reproduce, circulate and use this document (or any part of it) with the consent of BlackRock.

The information contained in this document is for information purposes only. It is not intended for and should not be distributed to, or relied upon by, members of the public.

The information contained in this document, may contain statements that are not purely historical in nature but are “forward-looking statements”. These include, amongst other things, projections, forecasts or estimates of income. These forward-looking statements are based upon certain assumptions, some of which are described in other relevant documents or materials.

For investors in **Central America**, these securities have not been registered before the Securities Superintendence of the Republic of Panama, nor did the offer, sale or their trading procedures. The registration exemption has made according to numeral 3 of Article 129 of the Consolidated Text containing of the Decree-Law No. 1 of July 8, 1999 (institutional investors). Consequently, the tax treatment set forth in Articles 334 to 336 of the Unified Text containing Decree-Law No. 1 of July 8, 1999, does not apply to them. These securities are not under the supervision of the Securities Superintendence of the Republic of Panama. The information contained herein does not describe any product that is supervised or regulated by the National Banking and Insurance Commission (CNBS) in Honduras. Therefore any investment described herein is done at the investor’s own risk. This is an individual and private offer which is made in Costa Rica upon reliance on an exemption from registration before the General Superintendence of Securities (“SUGEVAL”), pursuant to articles 7 and 8 of the Regulations on the Public Offering of Securities (“Reglamento sobre Oferta Pública de Valores”). This information is confidential, and is not to be reproduced or distributed to third parties as this is NOT a public offering of securities in Costa Rica. The product being offered is not intended for the Costa Rican public or market and neither is registered or will be registered before the SUGEVAL, nor can be traded in the secondary market. If any recipient of this documentation receives this document in El Salvador, such recipient acknowledges that the same has been delivered upon his request and instructions, and on a private placement basis. For Guatemala Investors, This communication and any accompanying information (the “Materials”) are intended solely for informational purposes and do not constitute (and should not be interpreted to constitute) the offering, selling, or conducting of business with respect to such securities, products or services in the jurisdiction of the addressee (this “Jurisdiction”), or the conducting of any brokerage, banking, or other similarly regulated activities (“Financial Activities”) in the Jurisdiction. Neither BLACKROCK, nor the securities, products and services described herein, are registered (or intended to be registered) in the Jurisdiction. Furthermore, neither BLACKROCK, nor the securities, products, services, or activities described herein, are regulated, or supervised by any governmental or similar authority in the Jurisdiction. The Materials are private, confidential and are sent by BLACKROCK only for the exclusive use of the addressee. The Materials must not be publicly distributed and any use of the Materials by anyone other than the addressee is not authorized. The addressee is required to comply with all applicable laws in the Jurisdiction, including, without limitation, tax laws and exchange control regulations if any.

In **Latin America**, for institutional investors and financial intermediaries only (not for public distribution). This material is for educational purposes only and does not constitute investment advice or an offer or solicitation to sell or a solicitation of an offer to buy any shares of any fund or security and it is your responsibility to inform yourself of, and to observe, all applicable laws and regulations of your relevant jurisdiction. If any funds are mentioned or inferred in this material, such funds may not be registered with the securities regulators of Argentina, Brazil, Chile, Colombia, Mexico, Panama, Peru, Uruguay or any other securities regulator in any Latin American country and thus, may not be publicly offered in any such countries. The securities regulators of any country within Latin America have not confirmed the accuracy of any information contained herein. No information discussed herein can be provided to the general public in Latin America. The contents of this material are strictly confidential and must not be passed to any third party.

In **Colombia**, the sale of each fund discussed herein, if any, is addressed to less than one hundred specifically identified investors, and such fund may not be promoted or marketed in Colombia or to Colombian residents unless such promotion and marketing is made in compliance with Decree 2555 of 2010 and other applicable rules and regulations related to the promotion of foreign financial and/or securities related products or services in Colombia.

In **Chile**, the sale of each fund not registered with the CMF is subject to General Rule No. 336 issued by the SVS (now the CMF). The subject matter of this sale may include securities not registered with the CMF; therefore, such securities are not subject to the supervision of the CMF. Since the securities are not registered in Chile, there is no obligation of the issuer to make publicly available information about the securities in Chile. The securities shall not be subject to public offering in Chile unless registered with the relevant registry of the CMF.

**IN MEXICO, FOR INSTITUTIONAL AND QUALIFIED INVESTORS USE ONLY. INVESTING INVOLVES RISK, INCLUDING POSSIBLE LOSS OF PRINCIPAL. THIS MATERIAL IS PROVIDED FOR EDUCATIONAL AND INFORMATIONAL PURPOSES ONLY AND DOES NOT CONSTITUTE AN OFFER OR SOLICITATION TO SELL OR A SOLICITATION OF AN OFFER TO BUY ANY SHARES OF ANY FUND OR SECURITY.** This information does not consider the investment objectives, risk tolerance or the financial circumstances of any specific investor. This information does not replace the obligation of financial advisor to apply his/her best judgment in making investment decisions or investment recommendations. It is your responsibility to inform yourself of, and to observe, all applicable laws and regulations of Mexico. If any funds, securities or investment strategies are mentioned or inferred in this material, such funds, securities or strategies have not been registered with the Mexican National Banking and Securities Commission (Comisión Nacional Bancaria y de Valores, the "CNBV") and thus, may not be publicly offered in Mexico. The CNBV has not confirmed the accuracy of any information contained herein. The provision of investment management and investment advisory services ("Investment Services") is a regulated activity in Mexico, subject to strict rules, and performed under the supervision of the CNBV. These materials are shared for information purposes only, do not constitute investment advice, and are being shared in the understanding that the addressee is an Institutional or Qualified investor as defined under Mexican Securities (Ley del Mercado de Valores). Each potential investor shall make its own investment decision based on their own analysis of the available information. Please note that by receiving these materials, it shall be construed as a representation by the receiver that it is an Institutional or Qualified investor as defined under Mexican law. BlackRock México Operadora, S.A. de C.V., Sociedad Operadora de Fondos de Inversión ("BlackRock México Operadora") is a Mexican subsidiary of BlackRock, Inc., authorized by the CNBV as a Mutual Fund Manager (Operadora de Fondos), and as such, authorized to manage Mexican mutual funds, ETFs and provide Investment Advisory Services. For more information on the Investment Services offered by BlackRock Mexico, please review our Investment Services Guide available in [www.blackrock.com/mx](http://www.blackrock.com/mx). This material represents an assessment at a specific time and its information should not be relied upon by you as research or investment advice regarding the funds, any security or investment strategy in particular. Reliance upon information in this material is at your sole discretion. BlackRock México is not authorized to receive deposits, carry out intermediation activities, or act as a broker dealer, or bank in Mexico. For more information on BlackRock México, please visit: [www.blackrock.com/mx](http://www.blackrock.com/mx). BlackRock receives revenue in the form of advisory fees for our advisory services and management fees for our mutual funds, exchange traded funds and collective investment trusts. Any modification, change, distribution or inadequate use of information of this document is not responsibility of BlackRock or any of its affiliates. Pursuant to the Mexican Data Privacy Law (Ley Federal de Protección de Datos Personales en Posesión de Particulares), to register your personal data you must confirm that you have read and understood the Privacy Notice of BlackRock México Operadora. For the full disclosure, please visit [www.blackrock.com/mx](http://www.blackrock.com/mx) and accept that your personal information will be managed according with the terms and conditions set forth therein.

In **Peru**, this private offer does not constitute a public offer, and is not registered with the Securities Market Public Registry of the Peruvian Securities Market Commission, for use only with institutional investors as such term is defined by the Superintendencia de Banca, Seguros y AFP.

Any research in this document has been procured and may have been acted on by BlackRock for its own purpose. The results of such research are being made available only incidentally. The views expressed do not constitute investment or any other advice and are subject to change. They do not necessarily reflect the views of any company in the BlackRock Group or any part thereof and no assurances are made as to their accuracy.

Any opinions, forecasts represent an assessment of the market environment at a specific time and is not intended to be a forecast of future events or a guarantee of future results. This information should not be relied upon by the reader as research, investment advice or a recommendation.

This document is for information purposes only and does not constitute an offer or invitation to anyone to invest in any BlackRock funds and has not been prepared in connection with any such offer.

If you are an intermediary or third-party distributor, you must only disseminate this material to other Professional Investors as permitted in the above-specified jurisdictions and in accordance with applicable laws and regulations.

Certain information contained herein has been obtained from published sources and from third parties, including without limitation, market forecasts, internal and external surveys, market research, publicly available information and industry publications. In addition, certain information contained herein may have been obtained from companies in which investments have been made by entities affiliated with BlackRock. Although such information is believed to be reliable for the purposes used herein, neither the Fund nor BlackRock assumes any responsibility for the accuracy or completeness of such information. Reliance upon information in this material is at the sole discretion of the reader. Certain information contained herein represents or is based upon forward-looking statements or information. BlackRock and its affiliates believe that such statements and information are based upon reasonable estimates and assumptions. However, forward-looking statements are inherently uncertain, and factors may cause events or results to differ from those projected. Therefore, undue reliance should not be placed on such forward-looking statements and information.

© 2024 BlackRock, Inc. or its affiliates. All Rights Reserved. BLACKROCK, BLACKROCK SOLUTIONS, iSHARES, BUILD ON BLACKROCK and SO WHAT DO I DO WITH MY MONEY are trademarks of BlackRock, Inc. or its affiliates. All other trademarks are those of their respective owners.