

iShares Wholesale International Equity Index Fund

BlackRock

Class S Australian Dollar Australia Funds

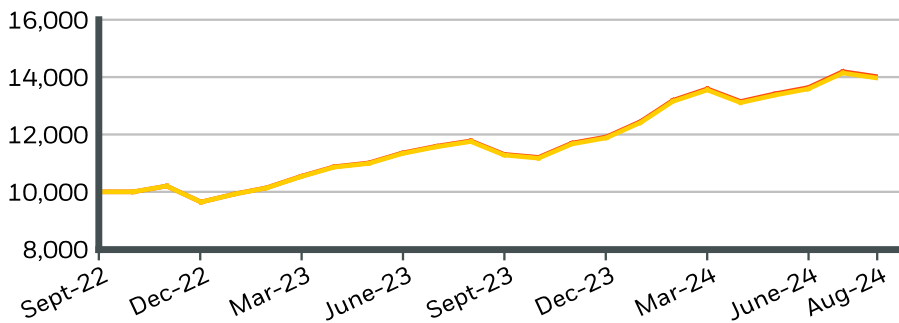
August 2024

Performance, Portfolio Breakdowns and Net Assets information as at: 31-Aug-2024.
FOR WHOLESALE CLIENTS ONLY – NOT FOR DISTRIBUTION TO RETAIL CLIENTS

FUND OVERVIEW

The Fund aims to provide investors with the performance of the market, before fees, as measured by the MSCI World ex-Australia Net TR Index (unhedged in AUD).

GROWTH OF HYPOTHETICAL 10,000 AUD SINCE INCEPTION



Unit Class ■

Benchmark ■

The chart reflects the performance of a hypothetical investment in the fund/share class of AUD10,000 over a specified period in time. The performance of the hypothetical investment is based on the actual past performance of the fund/share class over the specified period. Indexes are unmanaged and one cannot invest directly in an index. The performance quoted represents past performance and does not guarantee future results.

Where the performance quoted reflects performance over a period of less than one year. Performance returns over the short term may not be indicative of long-term performance.

KEY FACTS

Asset Class : Equity

Benchmark : MSCI World ex Australia Net TR in AUD Index

Fund Inception Date : 20-Sept-1999

Share Class Inception Date : 30-Sept-2022

Share Class Currency : AUD

Fund Size (mil) : 10,284.42 AUD

Domicile : Australia

ISIN : AU60BLK63900

APIR Code : BLK6390AU

FEES AND CHARGES

Annual Management Fee : 0.10%

PORTFOLIO CHARACTERISTICS

Trailing 12-month Yield : -

Price to Book Ratio : 3.40x

Price to Earnings Ratio : 23.16x

PORTFOLIO MANAGER(S)

Paul Whitehead

PERFORMANCE (%)

	Cumulative					Annualised		
	1m	3m	6m	YTD	1y	3y	5y	S.I.
Unit Class	-1.24	4.45	6.26	17.64	19.00	-	-	20.31
Benchmark	-1.24	4.44	6.18	17.55	18.83	-	-	20.21

CALENDAR YEAR PERFORMANCE

	2019	2020	2021	2022	2023
Unit Class	-	-	-	-	23.54
Benchmark	-	-	-	-	23.23

Past performance is not a reliable indicator of future performance. Performance for periods greater than one year is annualised. Performance of the fund/share class is calculated on a net returns basis, e.g. after fund management fees and expenses, and assume reinvestment of distributions. For further information, please refer to the disclaimer at the end of this document.

iShares Wholesale International Equity Index Fund



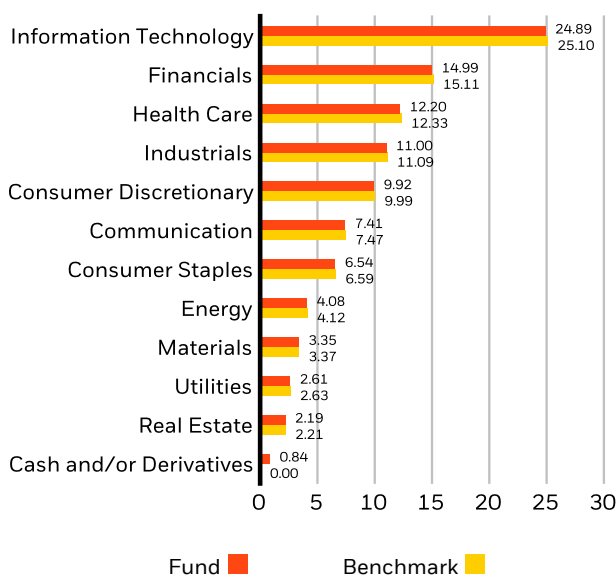
Class S Australian Dollar Australia Funds

TOP 10 HOLDINGS (%)

APPLE INC	4.90%
MICROSOFT CORPORATION	4.33%
NVIDIA CORPORATION	4.32%
ALPHABET INC	2.64%
AMAZON.COM INC	2.46%
META PLATFORMS INC	1.68%
ELI LILLY AND COMPANY	1.14%
BROADCOM INC	1.06%
JPMORGAN CHASE & CO	0.95%
BERKSHIRE HATHAWAY INC	0.93%
Total of Portfolio	24.41%

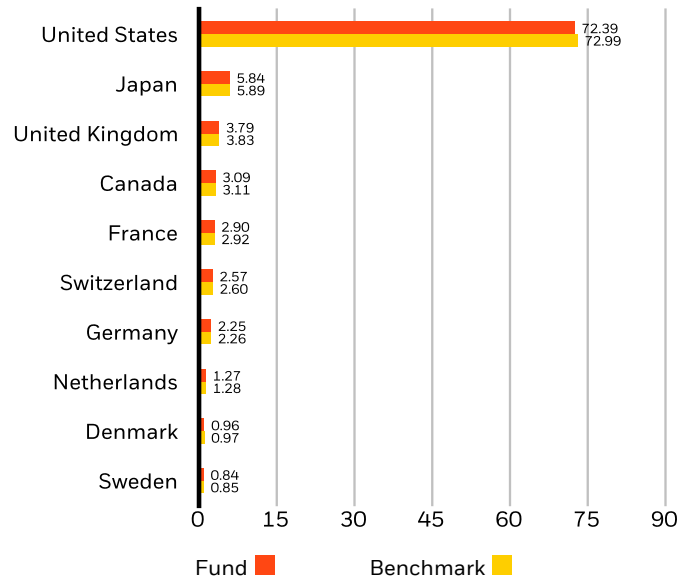
Reference to the company names mentioned in this communication is merely for explaining the investment strategy, and should not be construed as investment advice or investment recommendation of those companies.

SECTOR BREAKDOWN (%)



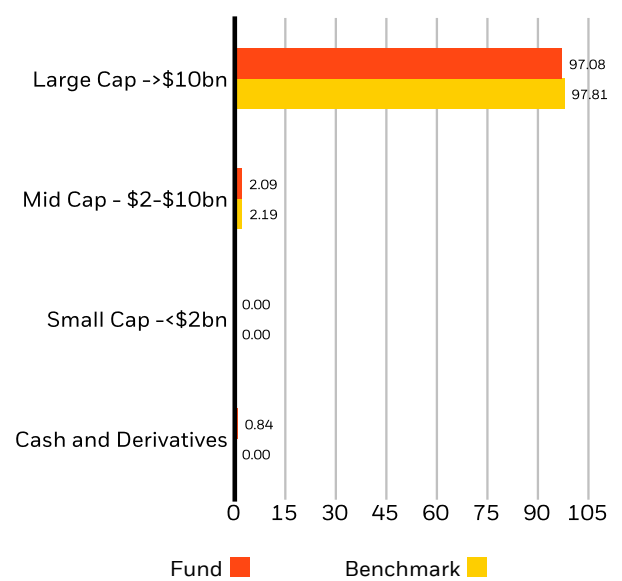
Allocations are subject to change. Source: BlackRock

GEOGRAPHIC BREAKDOWN (%)



Allocations are subject to change. Source: BlackRock

MARKET CAPITALISATION (%)



Allocations are subject to change. Source: BlackRock

Contact Us

For AU: 1300 366 100 • www.blackrock.com/au • clientservices.aus@blackrock.com

IMPORTANT INFORMATION:

Unless otherwise specified, all information as of 10-Sep-2024.

PERFORMANCE DATA

Performance figures represent past performance. Past performance is not indicative of future performance and current performance may be higher or lower than the performance shown. Net performance figures are calculated after fund management fees and expenses, and assume reinvestment of distributions. Gross performance figures are calculated gross of ongoing fees and expenses. Unless otherwise stated, performance for periods greater than one year is annualised and performance calculated to the last business day of the month. Unless otherwise stated, iShares ETF net performance is calculated on a NAV price basis, while net performance for all other funds is calculated on an exit-to-exit price basis.

IMPORTANT INFORMATION

Issued by BlackRock Investment Management (Australia) Limited ABN 13 006 165 975, AFSL 230 523 (**BIMAL**). This material provides general information only and does not take into account your individual objectives, financial situation, needs or circumstances. Before making any investment decision, you should therefore assess whether the material is appropriate for you and obtain financial advice tailored to you having regard to your individual objectives, financial situation, needs and circumstances. This material is not a securities recommendation or an offer or solicitation with respect to the purchase or sale of any securities in any jurisdiction. BIMAL is the responsible entity and issuer of units in the Australian domiciled managed investment schemes referred to in this material, including the Australian domiciled iShares ETFs. An iShares ETF is not sponsored, endorsed, issued, sold or promoted by the provider of the index which a particular iShares ETF seeks to track. No index provider makes any representation regarding the advisability of investing in the iShares ETFs. Further information on the index providers can be found in the BIMAL website [terms and conditions](#). Any potential investor should consider the latest product disclosure statement, prospectus or other offer document (**Offer Documents**) before deciding whether to acquire, or continue to hold, an investment in any BlackRock fund. Offer Documents can be obtained by contacting the BIMAL Client Services Centre on 1300 366 100. In some instances Offer Documents are also available on this website. BIMAL, its officers, employees and agents believe that the information in this material and the sources on which the information is based (which may be sourced from third parties) are correct as at the date of publication. While every care has been taken in the preparation of this material, no warranty of accuracy or reliability is given and no responsibility for this information is accepted by BIMAL, its officers, employees or agents. Except where contrary to law, BIMAL excludes all liability for this information. Any investment is subject to investment risk, including delays on the payment of withdrawal proceeds and the loss of income or the principal invested. While any forecasts, estimates and opinions in this material are made on a reasonable basis, actual future results and operations may differ materially from the forecasts, estimates and opinions set out in this material. No guarantee as to the repayment of capital or the performance of any product or rate of return referred to in this material is made by BIMAL or any entity in the BlackRock group of companies. This material may contain links to third party websites. BlackRock does not control and is not responsible for the information contained within these websites. None of these links imply BlackRock's support, endorsement or recommendation of any other company, product or service. No part of this material may be reproduced or distributed in any manner without the prior written permission of BIMAL.

© BlackRock, Inc. All Rights reserved. BLACKROCK, BLACKROCK SOLUTIONS, ISHARES and the stylised i logo are registered and unregistered trademarks of BlackRock, Inc. or its subsidiaries in the United States and elsewhere. All other trademarks are those of their respective owners.

Contact Us

For AU: 1300 366 100 • www.blackrock.com/au • clientservices.aus@blackrock.com