



iShares MSCI Emerging Markets ex China ETF



August 2024

Performance, Portfolio Breakdowns and Net Assets information as at: 31-Aug-2024.

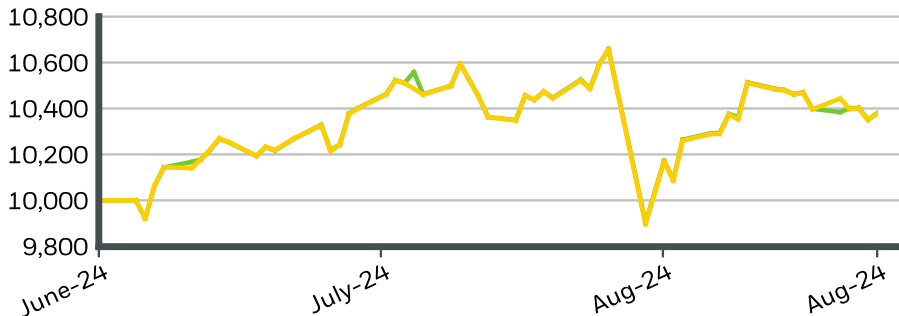
INVESTMENT OBJECTIVE

The Fund aims to provide investors with the performance of the MSCI Emerging Markets ex China Index, before fees and expenses. The index is designed to measure the equity market performance in global emerging markets, excluding China.

WHY EMXC ?

1. Low cost exposure to a broad range of companies in emerging markets excluding China.
2. Use to diversify internationally and seek long-term growth opportunities in your portfolio.
3. Use to access emerging markets while maintaining flexibility for a tailored approach to investing in China.

GROWTH OF 10,000 AUD SINCE INCEPTION



Unit Class ■ Benchmark ■

The chart reflects the performance of a hypothetical investment in the fund of \$AUD10,000 over a specified period in time (M/YY). The performance of the hypothetical investment is based on the actual past performance of the fund over the specified period.

CUMULATIVE AND ANNUALISED PERFORMANCE

	Cumulative					Annualised		
	1m	3m	6m	YTD	1y	3y	5y	S.I.
Unit Class	-2.01	-	-	-	-	-	-	-
Benchmark	-2.01	-	-	-	-	-	-	-

CALENDAR YEAR PERFORMANCE

	2019	2020	2021	2022	2023
Unit Class	-	-	-	-	-
Benchmark	-	-	-	-	-

The performance figures represent past performance of the fund. Past performance is not a reliable indicator of future performance. Fund performance figures shown are calculated after fund management fees and expenses, and assume reinvestment of distributions. Unless otherwise stated, performance figures are in Australian dollars and performance for periods greater than one year is annualised. Performance is calculated to the last business day of the month. Investment return and principal value of an investment will fluctuate so that an investor's units, when sold or redeemed, may be worth more or less than the original cost. Current performance may be higher or lower than the performance shown. An iShares ETF is not actively managed. You cannot invest directly in an index.

FUND DETAILS

Asset Class : Equity
Benchmark : MSCI Emerging Markets ex China Index Net
Fund Inception Date : 07-June-2024
Share Class Currency : AUD
Distribution Frequency : Semi-Annual
Fund Size (mil) : 3.53 AUD
Domicile : Australia
ISIN : AU0000334666
SEDOL : BSPQJ23
Shares Outstanding : 134,000

FEES AND CHARGES

Annual Management Fee : 0.25%

PORTFOLIO CHARACTERISTICS

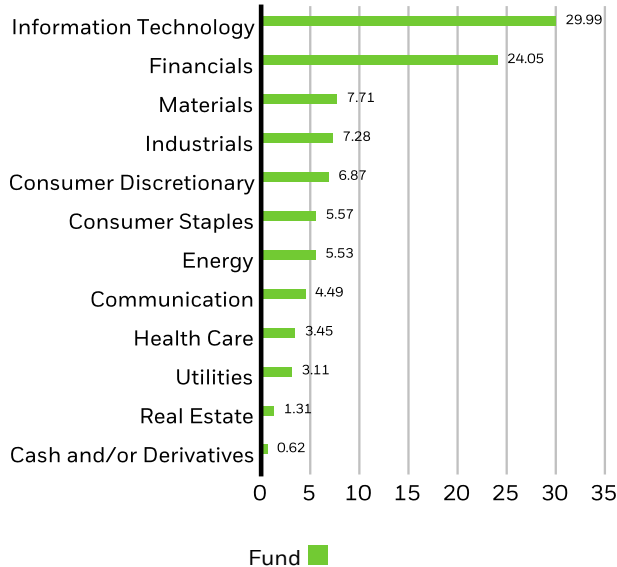
Trailing 12-month Yield : 0.00%
Price to Book Ratio : 2.14x
Price to Earnings Ratio : 17.19x
Number of Holdings : 1

TOP 10 HOLDINGS (%)

ISHARES MSCI EM EX-CHINA UCI USDHD	99.90%
AUD CASH	0.06%
EUR CASH	0.02%
USD CASH	0.02%
Total of Portfolio	100.00%

Holdings are subject to change.

SECTOR BREAKDOWN (%)



Allocation breakdowns shown above are subject to change. Total allocation percentages may not equal 100% due to rounding or omission of holdings of less than 1%. **Source:** BlackRock

TRADING INFORMATION

Exchange	ASX - All Markets
Ticker	EMXC
IRESS Ticker	EMXC.AXW
Bloomberg Ticker	EMXC
Listing Currency	AUD

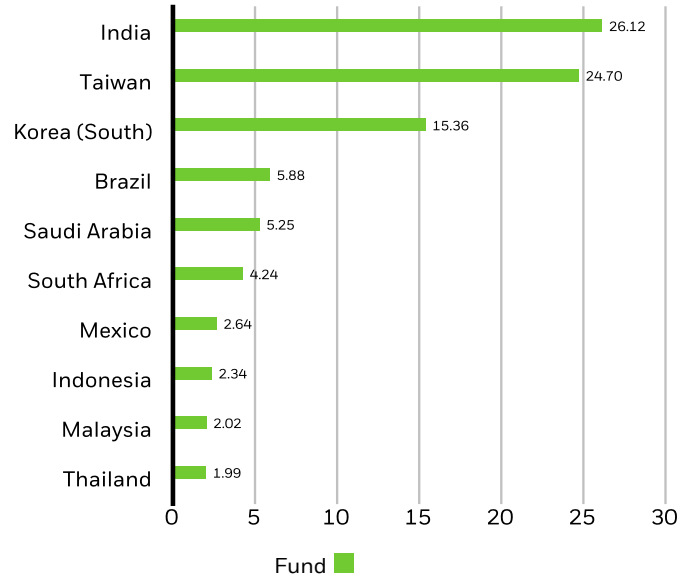
TOP UNDERLYING HOLDINGS (%)

TAIWAN SEMICONDUCTOR MANUFACTURING	12.25%
SAMSUNG ELECTRONICS LTD	4.48%
RELIANCE INDUSTRIES LTD	1.85%
HDFC BANK LTD	1.40%
INFOSYS LTD	1.30%
ICICI BANK LTD	1.29%
HON HAI PRECISION INDUSTRY LTD	1.21%
SK HYNIX INC	1.20%
MEDIATEK INC	1.00%
BRL CASH	0.88%

Total of Portfolio

26.86%

GEOGRAPHIC BREAKDOWN (%)



Allocations are subject to change. Total allocation percentages may not equal 100% due to rounding or omission of holdings of less than 1%. **Source:** BlackRock

Contact Us

For AU: 1300 474 273 • www.blackrock.com/au/iShares • clientservices.aus@blackrock.com

GLOSSARY

Price to Book Ratio: represents the ratio of the current closing price of the share to the latest quarter's book value per share.

Price to Earnings: A valuation ratio of a company's current share price compared to its per-share earnings in the current forecast year, calculated as current share price divided by current earnings per share.

IMPORTANT INFORMATION:

Unless otherwise specified, all information as of 13-Sep-2024.

iShares ETFs cover a broad range of asset classes, risk profiles and investment outcomes. To understand the appropriateness of these Funds for your investment objective, please visit our product webpages.

Issued by BlackRock Investment Management (Australia) Limited ABN 13 006 165 975, AFSL 230 523 (BIMAL). This material provides general information only and does not take into account your individual objectives, financial situation, needs or circumstances. Before making any investment decision, you should assess whether the material is appropriate for you and obtain financial advice tailored to you having regard to your individual objectives, financial situation, needs and circumstances. Refer to BIMAL's Financial Services Guide on its website for more information. This material is not a financial product recommendation or an offer or solicitation with respect to the purchase or sale of any financial product in any jurisdiction.

Information provided is for illustrative and informational purposes and is subject to change. It has not been approved by any regulator.

This material is not intended for distribution to, or use by, any person or entity in any jurisdiction or country where such distribution or use would be contrary to local law or regulation. BIMAL is a part of the global BlackRock Group which comprises of financial product issuers and investment managers around the world. BIMAL is the issuer of financial products and acts as an investment manager in Australia.

BIMAL is the responsible entity and issuer of units in the Australian domiciled managed investment schemes referred to in this material, including the Australian domiciled iShares ETFs. Any potential investor should consider the latest product disclosure statement (PDS) before deciding whether to acquire, or continue to hold, an investment in any BlackRock fund. BlackRock has also issued a target market determination (TMD) that describes the class of consumers that comprises the target market for each BlackRock fund and matters relevant to their distribution and review. The PDS and the TMD can be obtained by contacting the BIMAL Client Services Centre on 1300 366 100. In some instances the PDS and the TMD are also available on the BIMAL website at www.blackrock.com/au. An iShares ETF is not sponsored, endorsed, issued, sold or promoted by the provider of the index which a particular iShares ETF seeks to track. No index provider makes any representation regarding the advisability of investing in the iShares ETFs. Further information on the index providers can be found in the BIMAL website terms and conditions at www.blackrock.com/au.

BIMAL, its officers, employees and agents believe that the information in this material and the sources on which it is based (which may be sourced from third parties) are correct as at the date of publication. While every care has been taken in the preparation of this material, no warranty of accuracy or reliability is given and no responsibility for the information is accepted by BIMAL, its officers, employees or agents. Except where contrary to law, BIMAL excludes all liability for this information.

Any investment is subject to investment risk, including delays on the payment of withdrawal proceeds and the loss of income or the principal invested. While any forecasts, estimates and opinions in this material are made on a reasonable basis, actual future results and operations may differ materially from the forecasts, estimates and opinions set out in this material. No guarantee as to the repayment of capital or the performance of any product or rate of return referred to in this material is made by BIMAL or any entity in the BlackRock group of companies.

No part of this material may be reproduced or distributed in any manner without the prior written permission of BIMAL.

© 2024 BlackRock, Inc. or its affiliates. All Rights reserved. BLACKROCK, BLACKROCK SOLUTIONS, ALADDIN, iSHARES and the stylised i logo are registered and unregistered trademarks of BlackRock, Inc. or its affiliates. All other trademarks are those of their respective owners.

Contact Us

For AU: 1300 474 273 • www.blackrock.com/au/iShares • clientservices.aus@blackrock.com