

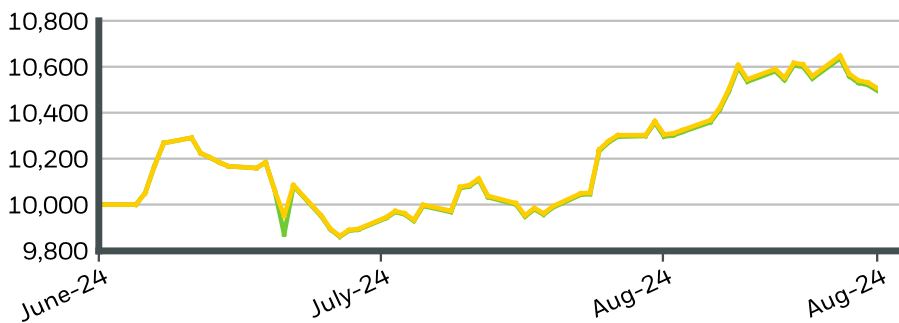
Performance, Portfolio Breakdowns and Net Assets information as at: 31-Aug-2024.

INVESTMENT OBJECTIVE

The Fund aims to provide investors with the performance of the Bloomberg Ausbond Govt 15+ Yr Index, before fees and expenses. The index is designed to measure the performance of bonds issued by the Australian Commonwealth Government and Australian Semi-Governments that have a remaining maturity of fifteen years or more.

WHY ALT B ?

1. Low cost exposure to Australian government bonds with a maturity date greater than 15 years.
2. Seek capital growth during periods of falling interest rates.
3. Use to diversify your portfolio and seek potentially higher levels of income

GROWTH OF 10,000 AUD SINCE INCEPTION

Unit Class ■

Benchmark ■

The chart reflects the performance of a hypothetical investment in the fund of \$AUD10,000 over a specified period in time (M/YY). The performance of the hypothetical investment is based on the actual past performance of the fund over the specified period.

CUMULATIVE AND ANNUALISED PERFORMANCE

	Cumulative					Annualised		
	1m	3m	6m	YTD	1y	3y	5y	S.I.
Unit Class	2.57	-	-	-	-	-	-	-
Benchmark	2.62	-	-	-	-	-	-	-

CALENDAR YEAR PERFORMANCE

	2019	2020	2021	2022	2023
Unit Class	-	-	-	-	-
Benchmark	-	-	-	-	-

The performance figures represent past performance of the fund. Past performance is not a reliable indicator of future performance. Fund performance figures shown are calculated after fund management fees and expenses, and assume reinvestment of distributions. Unless otherwise stated, performance figures are in Australian dollars and performance for periods greater than one year is annualised. Performance is calculated to the last business day of the month. Investment return and principal value of an investment will fluctuate so that an investor's units, when sold or redeemed, may be worth more or less than the original cost. Current performance may be higher or lower than the performance shown. An iShares ETF is not actively managed. You cannot invest directly in an index.

FUND DETAILS**Asset Class** : Fixed Income**Benchmark** : Bloomberg AusBond Govt 15+ Yr Index**Fund Inception Date** : 07-June-2024**Share Class Currency** : AUD**Distribution Frequency** : Quarterly**Fund Size (mil)** : 4.65 AUD**Domicile** : Australia**ISIN** : AU0000334450**SEDOL** : BSPQHY1**Shares Outstanding** : 45,000**FEES AND CHARGES****Annual Management Fee** : 0.15%**PORTFOLIO CHARACTERISTICS****Effective Duration** : 14.84 yrs**Average Weighted Maturity** : 22.27 yrs**Weighted Avg YTM** : 4.62%**Trailing 12-month Yield** : 0.10%**Number of Holdings** : 21

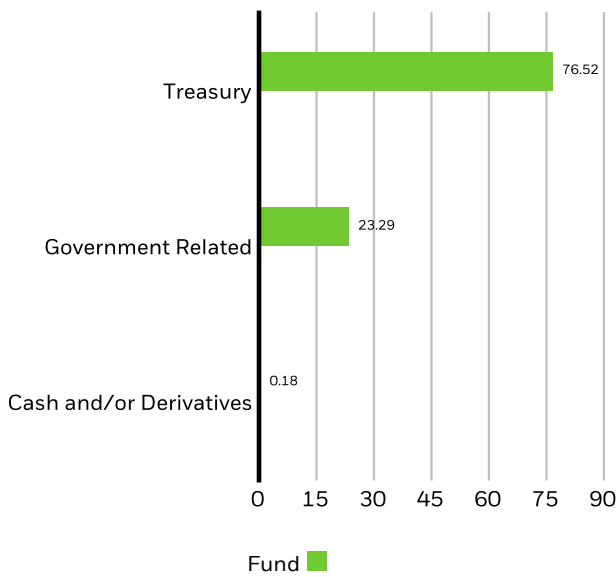
iShares 15+ Year Australian Government Bond ETF

TOP ISSUERS

AUSTRALIA (COMMONWEALTH OF)	76.52%
TREASURY CORPORATION OF VICTORIA	8.83%
QUEENSLAND TREASURY CORPORATION	6.75%
NEW SOUTH WALES TREASURY CORPORATION	5.26%
SOUTH AUSTRALIAN GOVERNMENT FINANCING AUTHORITY	1.56%
WESTERN AUSTRALIAN TREASURY CORPORATION	0.89%
Total of Portfolio	99.81%

Holdings subject to change

SECTOR BREAKDOWN (%)

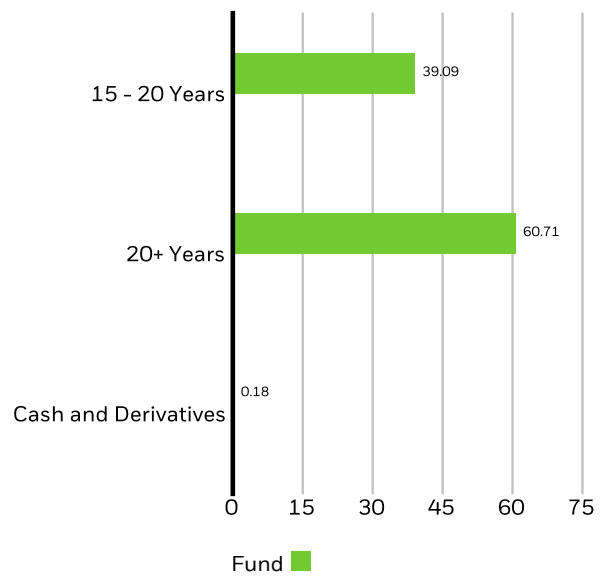


Allocation breakdowns shown above are subject to change. Total allocation percentages may not equal 100% due to rounding or omission of holdings of less than 1%. **Source:** BlackRock

TRADING INFORMATION

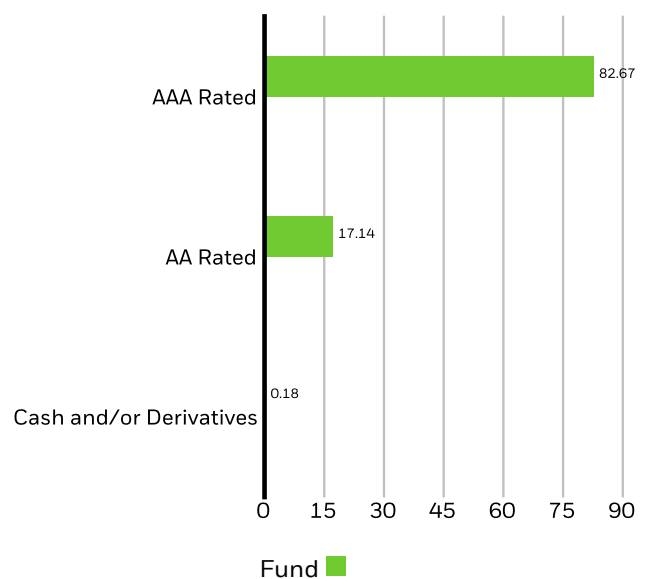
Exchange	ASX - All Markets
Ticker	ALTB
IRESS Ticker	ALTB.AXW
Bloomberg Ticker	ALTB
Listing Currency	AUD

MATURITY BREAKDOWN (%)



Allocations are subject to change. Total allocation percentages may not equal 100% due to rounding or omission of holdings of less than 1%. **Source:** BlackRock

CREDIT RATINGS (%)



Credit ratings on the fund's holdings are received from S&P, Moody's and Fitch and the median rating is converted to the equivalent S&P category. Unrated securities are not necessarily of lower quality.

Contact Us

For AU: 1300 474 273 • www.blackrock.com/au/iShares • clientservices.aus@blackrock.com

GLOSSARY

Effective Duration: Effective duration is a measure of a fund's interest-rate sensitivity. Put simply, the longer a fund's duration, the more sensitive the fund is to shifts in interest rates. So a fund with a duration of 10 years is twice as volatile as a fund with a five-year duration.

Yield to Maturity: Yield to Maturity (YTM) is the discount rate that equates the present value of bond's cash flows with its market price (including accrued interest). The fund YTM is the weighted average of fund's individual bond holding YTM's based upon Net Asset Value ('NAV'). The measure does not include fees and expenses. For callable bonds, YTM is the Yield-to-Worst.

IMPORTANT INFORMATION:

Unless otherwise specified, all information as of 13-Sep-2024.

iShares ETFs cover a broad range of asset classes, risk profiles and investment outcomes. To understand the appropriateness of these Funds for your investment objective, please visit our product webpages.

Issued by BlackRock Investment Management (Australia) Limited ABN 13 006 165 975, AFSL 230 523 (BIMAL). This material provides general information only and does not take into account your individual objectives, financial situation, needs or circumstances. Before making any investment decision, you should assess whether the material is appropriate for you and obtain financial advice tailored to you having regard to your individual objectives, financial situation, needs and circumstances. Refer to BIMAL's Financial Services Guide on its website for more information. This material is not a financial product recommendation or an offer or solicitation with respect to the purchase or sale of any financial product in any jurisdiction.

Information provided is for illustrative and informational purposes and is subject to change. It has not been approved by any regulator.

This material is not intended for distribution to, or use by, any person or entity in any jurisdiction or country where such distribution or use would be contrary to local law or regulation. BIMAL is a part of the global BlackRock Group which comprises of financial product issuers and investment managers around the world. BIMAL is the issuer of financial products and acts as an investment manager in Australia.

BIMAL is the responsible entity and issuer of units in the Australian domiciled managed investment schemes referred to in this material, including the Australian domiciled iShares ETFs. Any potential investor should consider the latest product disclosure statement (PDS) before deciding whether to acquire, or continue to hold, an investment in any BlackRock fund. BlackRock has also issued a target market determination (TMD) that describes the class of consumers that comprises the target market for each BlackRock fund and matters relevant to their distribution and review. The PDS and the TMD can be obtained by contacting the BIMAL Client Services Centre on 1300 366 100. In some instances the PDS and the TMD are also available on the BIMAL website at www.blackrock.com/au. An iShares ETF is not sponsored, endorsed, issued, sold or promoted by the provider of the index which a particular iShares ETF seeks to track. No index provider makes any representation regarding the advisability of investing in the iShares ETFs. Further information on the index providers can be found in the BIMAL website terms and conditions at www.blackrock.com/au.

BIMAL, its officers, employees and agents believe that the information in this material and the sources on which it is based (which may be sourced from third parties) are correct as at the date of publication. While every care has been taken in the preparation of this material, no warranty of accuracy or reliability is given and no responsibility for the information is accepted by BIMAL, its officers, employees or agents. Except where contrary to law, BIMAL excludes all liability for this information.

Any investment is subject to investment risk, including delays on the payment of withdrawal proceeds and the loss of income or the principal invested. While any forecasts, estimates and opinions in this material are made on a reasonable basis, actual future results and operations may differ materially from the forecasts, estimates and opinions set out in this material. No guarantee as to the repayment of capital or the performance of any product or rate of return referred to in this material is made by BIMAL or any entity in the BlackRock group of companies.

No part of this material may be reproduced or distributed in any manner without the prior written permission of BIMAL.

© 2024 BlackRock, Inc. or its affiliates. All Rights reserved. BLACKROCK, BLACKROCK SOLUTIONS, ALADDIN, iSHARES and the stylised i logo are registered and unregistered trademarks of BlackRock, Inc. or its affiliates. All other trademarks are those of their respective owners.

Contact Us

For AU: 1300 474 273 • www.blackrock.com/au/iShares • clientservices.aus@blackrock.com