

iShares Gold Bullion ETF - Hedged Common Units (CGL)

This document contains key information you should know about iShares Gold Bullion ETF. You can find more details about this exchange-traded fund (“ETF”) in its prospectus. Ask your representative for a copy, contact BlackRock Asset Management Canada Limited (“BlackRock”) at 1-866-474-2737 or isharescanada_inquiries@blackrock.com, or visit www.blackrock.com/ca.

Before you invest, consider how the ETF would work with your other investments and your tolerance for risk.

Quick facts

Date ETF started	May 28, 2009
Total value on August 31, 2023	\$972.0 million
Management expense ratio (MER)	0.55%
Fund manager	BlackRock
Portfolio manager	BlackRock
Sub-Advisor	BlackRock Institutional Trust Company, N.A.
Distributions	Annual

Trading information (12 months ending August 31, 2023)

Ticker symbol	CGL
Exchange	Toronto Stock Exchange
Currency	Canadian dollars
Average daily volume	193,290 units
Number of days traded	251 out of 251 trading days

Pricing information (12 months ending August 31, 2023)

Market price	\$13.12-\$16.64
Net asset value (NAV)	\$13.26-\$16.53
Average bid-ask spread	0.13%

What does the ETF invest in?


The ETF seeks to replicate the performance of the price of physical gold bullion, less the ETF’s fees and expenses. The ETF is not actively managed. To achieve its objective, the ETF invests in long-term holdings of unencumbered gold bullion, in 100 or 400 troy ounce international bar sizes. In accordance with its investment objective, strategy, policies and restrictions, the assets of the ETF consist of gold bullion that the ETF purchases and holds, cash, permitted gold certificates and forward contracts relating to the currency hedge.

The charts below give you a snapshot of the ETF’s investments on August 31, 2023. The ETF’s investments will change.

Top 10 investments (August 31, 2023)

1. Gold Bullion	102.7%
2. Cash	0.3%
Total percentage of top 10 investments	103.0%
Total number of investments	1

Investment mix (August 31, 2023)



Investment Type

Bullion	102.7%
Cash	0.3%
Other assets, less liabilities	-3.0%

How risky is it?

The value of the ETF can go down as well as up. You could lose money.

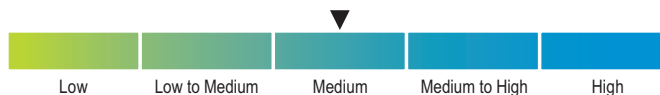
One way to gauge risk is to look at how much an ETF's returns change over time. This is called "volatility".

In general, ETFs with higher volatility will have returns that change more over time. They typically have a greater chance of losing money and may have a greater chance of higher returns. ETFs with lower volatility tend to have returns that change less over time. They typically have lower returns and may have a lower chance of losing money.

Risk Rating

BlackRock has rated the volatility of this ETF as "Medium".

This rating is based on how much the ETF's returns have changed from year to year. It doesn't tell you how volatile the ETF will be in the future. The rating can change over time. An ETF with a low risk rating can still lose money.



For more information about the risk rating and specific risks that can affect the ETF's returns, see the Risk Factors section of the ETF's prospectus.

No guarantees

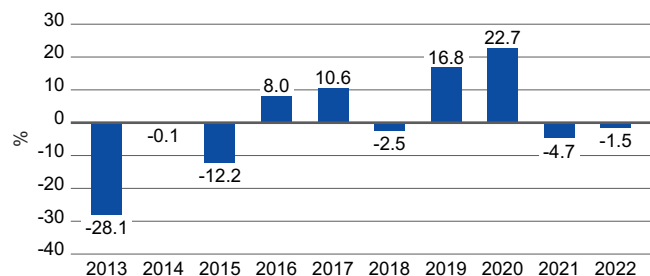
ETFs do not have any guarantees. You may not get back the amount of money you invest.

How has the ETF performed?

This section tells you how units of the ETF have performed over the past 10 years. Returns¹ after expenses have been deducted. These expenses reduce the ETF's returns. This means that the ETF's returns may not match the returns of the London Bullion Market Association Gold Price.

Year-by-year returns

This chart shows how units of the ETF performed in each of the past 10 years. The ETF dropped in value in 6 of the last 10 years. The range of returns and change from year to year can help you assess how risky the ETF has been in the past. It does not tell you how the ETF will perform in the future.



Best and worst 3-month returns

This table shows the best and worst returns for the units of the ETF in a 3-month period over the past 10 years. The best and worst 3-month returns could be higher or lower in the future. Consider how much of a loss you could afford to take in a short period of time.

	Return	3 months ending	If you invested \$1,000 at the beginning of the period
Best return	17.45%	August 31, 2019	Your investment would rise to \$1,175
Worst return	-12.56%	December 31, 2016	Your investment would drop to \$874

Average return

The annual compounded return of the ETF was 2.33% over the past 10 years. A \$1,000 investment in the ETF 10 years ago would now be worth \$1,259.

¹ Returns are calculated using the ETF's net asset value (NAV).

Trading ETFs

ETFs hold a basket of investments, like mutual funds, but trade on exchanges like stocks. Here are a few things to keep in mind when trading ETFs:

Pricing

ETFs have two sets of prices: market price and net asset value (NAV).

MARKET PRICE

- ETFs are bought and sold on exchanges at the market price. The market price can change throughout the trading day. Factors like supply, demand, and changes in the value of an ETF's investments can affect the market price.
- You can get price quotes any time during the trading day. Quotes have two parts: **bid** and **ask**.
- The bid is the highest price a buyer is willing to pay if you want to sell your ETF units. The ask is the lowest price a seller is willing to accept if you want to buy ETF units. The difference between the two is called the "**bid-ask spread**".
- In general, a smaller bid-ask spread means the ETF is more liquid. That means you are more likely to get the price you expect.

NET ASSET VALUE (NAV)

- Like mutual funds, ETFs have a NAV. It is calculated after the close of each trading day and reflects the value of an ETF's investments at that point in time.
- NAV is used to calculate financial information for reporting purposes – like the returns shown in this document.

Orders

There are two main options for placing trades: market orders and limit orders. A market order lets you buy or sell units at the current market price. A limit order lets you set the price at which you are willing to buy or sell units.

Timing

In general, market prices of ETFs can be more volatile around the start and end of the trading day. Consider using a limit order or placing a trade at another time during the trading day.

Who is this ETF for?

Investors who:

- Are seeking exposure to the price of gold, hedged to Canadian dollars, through an ETF that owns physical bullion.
- Are seeking to diversify their overall portfolio through exposure to the price of gold.
- Are comfortable with the level of risk noted above.

A word about tax

In general, you'll have to pay income tax on any money you make on an ETF. How much you pay depends on the tax laws where you live and whether or not you hold the ETF in a registered plan, such as a Registered Retirement Savings Plan or a Tax-Free Savings Account.

Keep in mind that if you hold your ETF in a non-registered account, distributions from the ETF are included in your taxable income, whether you get them in cash or have them reinvested.

How much does it cost?

This section shows the fees and expenses you could pay to buy, own and sell units of the ETF. Fees and expenses – including any trailing commissions – can vary among ETFs.

Higher commissions can influence representatives to recommend one investment over another. Ask about other ETFs and investments that may be suitable for you at a lower cost.

1. Brokerage commissions

You may have to pay a commission every time you buy and sell units of the ETF. Commissions may vary by brokerage firm. Some brokerage firms may offer commission-free ETFs or require a minimum purchase amount.

2. ETF expenses

You don't pay these expenses directly. They affect you because they reduce the ETF's returns.

As of June 30, 2023, the ETF's expenses were 0.55% of its value. This equals \$5.50 for every \$1,000 invested.

	Annual rate (as a % of the ETF's value)
Management expense ratio (MER) This is the total of the ETF's management fee and operating expenses.	0.55%
Trading expense ratio (TER) These are the ETF's trading costs.	0.00%
ETF expenses	0.55%

Trailing commission

The trailing commission is an ongoing commission. It is paid for as long as you own the ETF. It is for the services and advice that your representative and their firm provide to you.

This ETF doesn't have a trailing commission.

What if I change my mind?

Under securities law in some provinces and territories, you have the right to cancel your purchase within 48 hours after you receive confirmation of the purchase.

In some provinces and territories, you also have the right to cancel a purchase, or in some jurisdictions, claim damages, if the prospectus, ETF Facts or financial statements contain a misrepresentation. You must act within the time limit set by the securities law in your province or territory.

For more information, see the securities law of your province or territory or ask a lawyer.

For more information

Contact BlackRock or your representative for a copy of the ETF's prospectus and other disclosure documents. These documents and the ETF Facts make up the ETF's legal documents.

BlackRock Asset Management Canada Limited
161 Bay Street, Suite 2500
Toronto, ON M5J 2S1

Phone: 416.643.4000
Toll-free: 1.866.474.2737
Email: isharescanada_inquiries@blackrock.com
Website: www.blackrock.com/ca